

2025

GLOBAL ECONOMIC OPPORTUNITIES FDI, PPP, & National Economic Opportunities

Major Partners:



Introduction by H.E. Dr. Khalifa Saif Juma Saif Al Mehairbi

It is with great honor that I present this special book — an economic plan embodying billions of dollars in investment potential and economic development prospects. This book stands as a meticulously curated guide, showcasing diverse opportunities across vibrant emerging markets and established economic powerhouses alike. It is designed to unlock pathways to sustainable growth and financial prosperity while serving as a blueprint for navigating today's ever-evolving international trade landscape.

In an era marked by rapid technological advances and dynamic global markets, our future demands unity and collaboration. International trade, the vital connector of economies, enables nations to overcome boundaries and share resources for mutual benefit. This publication is an invitation to forge partnerships that promote not only financial success but also a collective commitment to progress. It encapsulates strategic insights essential for investors, entrepreneurs, and governments, guiding them with clarity to seize the opportunities outlined within.

Every section of this book has been thoughtfully prepared to empower you with the tools to transform investment visions into actionable strategies. As you peruse its contents, I encourage you to envision a world where innovation and cooperation drive economic resilience and shared prosperity. Together, through concerted global effort, we can build bridges that transcend borders and create a legacy of enduring stability and growth.

As Patron of this Program, I reaffirm my commitment to fostering an environment where ideas and investments flow seamlessly across nations. Let this book serve as both a practical guide and a symbol of our united pursuit to harness the full potential of international trade. I invite you to join me on this transformative journey toward an interconnected, prosperous future for all.




2025 – 2027

Directors of the International Trade Council



Ranjani Rangan
Board Chairperson

Director,
Changi Travel Exchange,
Director GCC Exchange
Singapore



Diane Wessman
Board Secretary

Former Vice President
of Operations, Royal
Architectural Institute
of Canada
Canada



**Hon. Yeshurun
Iemayehu Adde**

State Minister for the ICT
and Digital Economy Sector
at Ethiopia's Ministry of
Innovation and Technology
Ethiopia



**Hon. Ahmed
Ziyen**

Deputy Minister for
Housing in the Republic
of the Maldives
Maldives



**Hon. Dr. Disney
Leite Ramos**

Former Minister of Economy
of São Tomé and Príncipe
São Tomé and Príncipe



**H.E. Ivan
Miklos**

Former Deputy Prime Minister
and Minister of Finance of the
Slovak Republic, President of
MESA10
Slovakia



**Hon. Justina
Jakstiene**

Former Vice Minister for
Social Security and Labour
of Lithuania
Lithuania



**Karim
Refaat**

Chairman and Founder
of the N Gage Group
Egypt



**Mark
Glover**

Chairman,
SEC Newgate UK
United Kingdom



**Anthony
Rapa**

Co-Chair of Blank Rome's
International Trade Practice
Group
United States of America



**Pete
Mento**

Director of Customs and
International Trade, DSV
United States of America



**Paul
Kwengwere**

Former Chief Executive
Officer of the Malawi
Investment and Trade Centre
Malawi




**Syed Aftab
Haider**

Chief Executive Officer,
Pakistan Single Window
Pakistan




**Hon. David M.
Wells**

Chairman Emeritus



Africa

Algeria	8
Angola	10
Comoros	12
Ethiopia	14
Gambia	16
Lesotho	18
Malawi	20
Mauritius	24
Morocco	28
Mozambique	30
Namibia	42
Sao Tome and Principe	44
Tanzania	46
Zambia	50



Asia

Armenia	64
Bangladesh	70
Brunei	74
Maldives	78
Mongolia	82
Philippines	86
Sri Lanka	94



Caribbean

Antigua and Barbuda	100
Barbados	104
Dominican Republic	106
Jamaica	108
Saint Lucia	110
Saint Vincent and the Grenadines	112
Trinidad and Tobago	116



Europe

Albania	122
Belgium	128
Bosnia and Herzegovina	132
Cyprus	140
Czech Republic	144
Estonia	148
Greece	152
Ireland	156
Italy	160
Latvia	166
Moldova	180
Slovakia	184
Spain	188
Turkiye	190

Important Disclaimer: The International Trade Council is not affiliated in any way with the International Trade Centre. The International Trade Centre is a joint subsidiary organ of the United Nations (acting through UNCTAD) and the World Trade Organization. The International Trade Council is an independent peak-body chamber of commerce acting on behalf of its member businesses and governments. If you are looking for the International Trade Centre, please visit www.intracen.org.



Middle East

Jordan 196

North & Central America

Belize 200
Canada 202
Guatemala 206
Honduras 210
Panama 214
USA 220

Oceania

Fiji 224
Vanuatu 236

South America

Brazil 242

Permission is granted to reproduce or include any portion of this publication in your book, provided that full credit is given to the **International Trade Council**. For all other uses, prior written permission from the publisher is required, except in the case of brief quotations embodied in critical reviews and certain other noncommercial uses permitted by copyright law. While the publisher and authors have used their best efforts in preparing this book, they make no representations or warranties with respect to the accuracy or completeness of the contents of this book and specifically disclaim any implied warranties of merchantability or fitness for a particular purpose. No warranty may be created or extended by sales representatives or written sales materials.

First Edition: May 2025
Printed in the United Kingdom

For more information, contact the publisher:
International Trade Council
231 Bain Street, #03-05 Bras Basah Complex,
Singapore 180231

Email: info@tradecouncil.org
Website: www.tradecouncil.org

Africa

Africa, the world's second-largest continent, boasts a rich tapestry of economies that are as diverse as its cultures. With abundant natural resources ranging from oil and minerals to fertile agricultural land, many African nations have long been global suppliers of commodities.

The recent establishment of the African Continental Free Trade Area (AfCFTA) has the potential to boost intra-African trade by over 50%, facilitating regional integration and stimulating industrial growth. Concurrently, significant investments in infrastructure and digital innovation are paving the way for improved connectivity and productivity across the continent, signaling a shift toward more diversified and resilient economies.



Northern Africa:

- Algeria
- Egypt
- Libya
- Morocco
- Sudan
- Tunisia

Western Africa:

- Benin
- Burkina Faso
- Cabo Verde
- Côte d'Ivoire
- Gambia
- Ghana
- Guinea
- Guinea-Bissau
- Liberia
- Mali
- Mauritania
- Niger
- Nigeria
- Senegal
- Sierra Leone
- Togo

Central Africa:

- Angola
- Cameroon
- Central African Republic
- Chad
- Congo (Republic of the)
- Congo (Democratic Republic of the)
- Equatorial Guinea
- Gabon
- São Tomé and Príncipe

Eastern Africa:

- Burundi
- Comoros
- Djibouti
- Eritrea
- Ethiopia
- Kenya
- Rwanda
- Somalia
- South Sudan
- Tanzania
- Uganda
- Seychelles

Southern Africa:

- Botswana
- Eswatini
- Lesotho
- Madagascar
- Malawi
- Mauritius
- Mozambique
- Namibia
- South Africa
- Zambia
- Zimbabwe

Foreign Direct Investment Agencies in Africa

Algeria - The Algerian Investment Promotion Agency (AAPI) - <https://aapi.dz/en/>

Angola - Angola Investment Agency - <https://www.aipe.gov.ao>

Benin - Agence de Promotion des Investissements et des Exportations - Investment and Export Promotion Agency (APIEx) - <https://investbenin.bj/>

Botswana - Botswana Investment and Trade Centre (BITC) - <http://www.bitc.co.bw/>

Burkina Faso - Agence Burkinabè des Investissements - <https://www.investburkina.com/>

Burundi - Agence de Développement du Burundi - <https://investburundi.bi/>

Cabo Verde - Cabo Verde TradeInvest - <https://cvtradeinvest.cv/>

Cameroon - Agence de Promotion des Investissements (A.P.I.) - <https://www.prc.cm/fr/investir/api>

Central African Republic - Central African Investment Promotion Agency

Chad - National Agency for Investments and Exports (ANIE) - <https://anie.td/>

Comoros - Agence Nationale pour la Promotion des Investissements (ANPI-Comores) - <https://www.investcomoros.net/>

Congo (Republic) - Agence Nationale de Promotion des Investissements (ANPI Congo) - <http://www.investcongo.org/>

Congo (Democratic Republic) - National Agency for Investment Promotion (ANAPI) - <https://anapi.cd/en/>

Côte d'Ivoire - Centre de Promotion des Investissements en Côte d'Ivoire (CEPICI) - <https://www.cepicici/>

Djibouti - National Investment Promotion Agency of Djibouti

Egypt - General Authority for Investment and Free Zones (GAFI) - <https://www.gafi.gov.eg/English/Pages/default.aspx>

Equatorial Guinea - Agencia Nacional De Desarrollo Guinea Ecuatorial

Eritrea - Eritrea Investment Center (EIC)

Eswatini - Eswatini Investment Promotion Authority (EIPA) - <https://investeswatini.org.sz/>

Ethiopia - Ethiopian Investment Commission - <https://www.investethiopia.gov.et/>

Gabon - Agence Nationale de Promotion des Investissements du Gabon (ANPI-Gabon) - <https://investingabon.ga/>

Gambia - Gambia Investment and Export Promotion Agency (GIEPA) - <http://www.giepa.gm/>

Ghana - Ghana Investment Promotion Centre (GIPC) - <https://www.gipc.gov.gh/>

Guinea - Agence de Promotion des Investissements Privés (APIP-Guinee) - <https://api.gov.gn/>

Guinea-Bissau - Guinea Bissau National Investments Agency - <https://guinebissau.com/>

Kenya - Kenya Investment Authority (KenInvest) - <https://www.investkenya.go.ke/>

Lesotho - Lesotho National Development Corporation (LNDC) - <https://lndc.org.ls/>

Liberia - National Investment Commission (NIC) - <https://www.investliberia.gov.lr/>

Libya - Privatization and Investment Board (PIB)

Madagascar - Economic Development Board of Madagascar (EDBM) - <https://www.edbm.mg/>

Malawi - Malawi Investment and Trade Centre (MITC) - <http://www.mitc.mw/>

Mali - Agence pour la Promotion des Investissements au Mali (API-Mali) - <https://apimali.gov.ml/>

Mauritania - Investment Promotion Agency of Mauritania (APIM) - <https://apim.gov.mr/>

Mauritius - Economic Development Board (EDB Mauritius) - <https://edbmauritius.org/>

Morocco - Agence Marocaine de Développement des Investissements et des Exportations (AMDIE) - <https://amdie.gov.ma/>

Mozambique - Agência Para a Promoção de Investimento e Exportações (APIEX Mozambique) - <https://apiex.gov.mz/>

Namibia - Namibia Investment Promotion and Development Board - <https://www.nipdb.com/>

Niger - Agence Nationale pour la Promotion des Investissements et des Projets Stratégiques (ANPIPS) - <https://anpips.ne/>

Nigeria - Nigerian Investment Promotion Commission (NIPC) - <https://www.nipc.gov.ng/>

Rwanda - Rwanda Development Board (RDB) - <https://rdb.rw/>

São Tomé and Príncipe - Trade and Investment Promotion Agency - <https://www.apci.st/>

Senegal - Agence de Promotion des Investissements et des Grands Travaux (APIX) - <https://investinsenegal.sn/>

Seychelles - Seychelles Investment Board (SIB) - <https://investinseychelles.com/>

Sierra Leone - Sierra Leone Investment and Export Promotion Agency - <http://www.sliepa.gov.sl/>

Somalia - SOMINVEST - <https://sominvest.gov.so/>

South Africa - InvestSA - <https://www.investsa.gov.za/>

South Sudan - South Sudan Investment Authority (SSIA) - <https://mofaic.gov.ss/investment/>

Sudan - Sudan Investment Authority (SIA)

Tanzania - Tanzania Investment Centre (TIC) - <https://www.tic.tz/>

Togo - Togo Invest - <https://togoinvest.tg/>

Tunisia - Invest in Tunisia - <https://investintunisia.tn/en/>

Uganda - Uganda Investment Authority (UIA) - <https://www.ugandainvest.gou.g/>

Zambia - Zambia Development Agency (ZDA) - <https://www.zda.org.zm/>

Zimbabwe - Zimbabwe Investment Development Agency (ZIDA) - <https://zidainvest.com/>



Algeria



General Country Profile

Capital	Algiers
Population	46.7 million (ONS 2024)
Area	~2,381,741 km ²
Climate	Mostly arid to semiarid; mild, wet winters along the coast; hot, dry summers
Languages	Official: Arabic and Tamazight
Currency	Algerian Dinar (DZD)
Time Zone	Central European Time (UTC+1)
Religions	Predominantly Sunni Muslim, with small Christian and Jewish communities
Legal System	Algeria relies on a semi-presidential republican system, in which power is divided between the President of the Republic, the Parliament, and the Government. The Parliament exercises legislative power through its two chambers: the People's National Assembly (lower house) and the Council of the Nation (upper house).

Key Macro-Economic Indicators

GDP (Nominal), billion USD

261.9

GDP Growth Rate

4.4%

GDP Per Capita, USD

5,566

Inflation Rate

4.05%

Unemployment Rate

~12%

Government Debt (% of GDP)

50%

Exchange Rate, per 1 USD

~136 DZD

Fiscal Balance (% of GDP)

-6%

Key Sectors

**Hydrocarbons (oil & gas),
Agriculture, Mining,
Manufacturing, Services,
Construction**

WHY INVEST IN ALGERIA?

Algeria, located in North Africa with a strategic Mediterranean coastline, is one of the continent's largest economies and a leading producer of oil and gas. Recent government reforms and investment incentives are creating a more open environment for international businesses, positioning Algeria as a gateway between Europe, Africa, and the Middle East. With a sizable domestic market of over 46 million people, the country offers significant opportunities across multiple sectors, including energy, mining, agriculture, manufacturing, and infrastructure.

Policy changes—such as streamlined regulations, enhanced protection for foreign investors, support for economic diversification, tax breaks and dedicated land plots—underscore Algeria's eagerness to attract international capital. Combined with robust natural resources and an improving business climate, Algeria presents a compelling destination for investors seeking both immediate and long-term returns.

OIL & GAS

Significant Reserves: Algeria is one of Africa's top oil and gas producers, offering extensive upstream and downstream opportunities.

Sector Modernization: Ongoing reforms and updated hydrocarbon laws aim to encourage foreign participation and private-sector partnerships.

Growing Domestic Demand: Rising consumption of refined products creates additional prospects for refinery expansions and related infrastructure.

MINING & MINERALS

Untapped Potential: Rich in iron ore, phosphate, gold, and other minerals, Algeria's mining sector remains largely underexplored.

Favorable Licensing: Recent regulatory updates simplify the licensing process, encouraging private and foreign investment in prospecting and production.

Value-Added Opportunities: Investors can engage in refining and processing, aligning with Algeria's drive for industrial diversification.

AGRICULTURE & AGRIBUSINESS

Arable Land & Varied Climate: From the fertile northern plains through the high plateaus and the great south, Algeria's geography supports a wide range of crops and livestock.

Infrastructure Upgrades: Ongoing improvements in irrigation, storage, and transportation facilities streamline the farm-to-market supply chain.

Local Processing & Food Security: Government policies promote domestic processing to reduce imports and boost food self-sufficiency, creating openings in agro-processing.

MANUFACTURING & INDUSTRIAL

Large Consumer Market: Growing middle class and increasing urbanization drive demand for consumer goods and industrial products.

Regional Access: Membership in regional blocs facilitates broader market reach, offering a springboard to neighboring markets.

A well-defined strategy: focused on high value-added segments, enabling import substitution and the integration of Algeria into regional and global value chains.

SERVICES & INFRASTRUCTURE

Infrastructure Expansion: Ongoing projects to modernize roads, ports, connectivity, and rail networks generate demand for construction, engineering, and related services.

Financial Services: Banking and insurance reforms are opening the door to private-sector innovation, fostering digital payment systems and inclusive finance.

Tourism Potential: From Mediterranean beaches to desert landscapes, Algeria's diverse geography offers untapped tourism prospects, backed by government-led initiatives.

References

- **Bank of Algeria (2024) Annual Report 2023.**
Available at: <https://www.bank-of-algeria.dz/>
- **International Monetary Fund (IMF) (2024) World Economic Outlook Database: Algeria.**
Available at: <https://www.imf.org/en/Publications/WEQ/weo-database/2024/April>
- **Office for National Statistics (ONS) (2024) Algeria Country Profile.**
Available at: <https://www.ons.gov.uk/peoplepopulationandcommunity/populationandmigration/populationestimates>
- **World Bank (2024) Algeria Data.** Available at: <https://data.worldbank.org/country/algeria>
- **Central Intelligence Agency (CIA) (2024) The World Factbook: Algeria.**
Available at: <https://www.cia.gov/the-world-factbook/countries/algeria/>
- **United Nations Statistics Division (2024) Algeria Country Profile.**
Available at: <https://unstats.un.org/home/>



Angola



www.aipex.gov.ao

General Country Profile

Capital	Luanda
Population	~35 million (2023 estimate)
Area	~1,246,700 km ²
Climate	Tropical in the north, transitioning to semiarid in the south
Languages	Official: Portuguese Recognized National Languages: Umbundu, Kimbundu, Kikongo, Tchokwe, others
Currency	Angolan Kwanza (AOA)
Time Zone	West Africa Time (UTC+1)
Religions	Predominantly Christian (Catholic, Protestant), with some indigenous beliefs
Legal System	Civil law system influenced by Portuguese civil law

Key Macro-Economic Indicators

GDP (Nominal), billion USD

135

GDP Growth Rate

2.9%

GDP Per Capita, USD

4000

Inflation Rate

~16%

Unemployment Rate

~30%

Government Debt (% of GDP)

65%

Exchange Rate, per 1 USD

650 AOA

Fiscal Balance (% of GDP)

-2%

Key Sectors

Oil & gas
Diamond mining
Agriculture
Fisheries
Manufacturing
Construction

WHY INVEST IN ANGOLA?

Angola, located on Africa's southwestern coast, is one of the continent's most resource-rich nations, boasting significant reserves of oil, diamonds, and arable land. After years of economic reform and infrastructure development, the country is now increasingly open to foreign direct investment (FDI). With a young and growing population, improving business climate, and strong government commitment to diversification, Angola offers a promising environment for investors seeking long-term opportunities in Africa.

Recent policy changes—such as streamlined regulations, enhanced protection for foreign investors, and improved financial transparency—have further elevated Angola's investment appeal. As the government continues to stabilize its economy and reduce reliance on oil revenues, the private sector is set to play a vital role in driving sustainable growth across multiple industries.

OIL & GAS

Vast Reserves: Angola is Africa's second-largest oil producer, with significant untapped reserves.

Modern Infrastructure: Offshore production facilities and an expanding pipeline network support large-scale operations.

Government Initiatives: Ongoing reforms encourage local partnerships, ensuring stable returns and reduced bureaucratic hurdles.

Why It's Attractive: High global demand, established industry expertise, and supportive policies create a reliable investment environment for both upstream exploration and downstream refining activities.

MINING & MINERALS

Diamond Powerhouse: Angola ranks among the world's top diamond producers, with substantial reserves of gem-quality stones.

Diversified Mineral Base: Beyond diamonds, Angola holds deposits of gold, copper, iron ore, and other valuable minerals.

Favorable Licensing: Recent regulatory updates simplify the licensing process, encouraging foreign players to explore and develop new mining ventures.

Why It's Attractive: Growing global demand for precious stones and metals, coupled with the government's push for transparency, makes Angola's mining sector ripe for foreign participation.

AGRICULTURE & AGRIBUSINESS

Abundant Arable Land: Fertile soils and varied climates support a wide range of crops, from coffee and sugarcane to fruits and vegetables.

Infrastructure Development: Roads, ports, and storage facilities are improving, reducing post-harvest losses and boosting export capacity.

Value-Added Processing: Opportunities exist to expand agro-processing, turning raw materials into finished goods for both local and international markets.

Why It's Attractive: Agriculture is a top government priority for diversification, offering attractive incentives and the chance to meet rising global food demand while benefiting from a low-cost production base.

MANUFACTURING & INDUSTRIAL

Emerging Industrial Parks: Dedicated zones offer streamlined licensing, tax breaks, and access to utilities.

Strong Domestic Market: With over 35 million people, Angola's growing middle class fuels demand for manufactured goods.

Regional Integration: Membership in organizations like SADC (Southern African Development Community) opens up broader markets for export.

Why It's Attractive: As Angola diversifies away from oil, manufacturing benefits from government support, ample labor availability, and strategic positioning for regional trade.

SERVICES & INFRASTRUCTURE

Construction Boom: Ongoing road, port, and housing projects create steady demand for construction services and materials.

Financial Services: Banking reforms and modernization efforts aim to increase financial inclusion, creating new opportunities for fintech, insurance, and investment firms.

Tourism Potential: Rich cultural heritage, diverse landscapes, and improved security conditions lay the groundwork for a budding tourism industry.

References

- **African Development Bank Group (2024) Angola Economic Outlook.**
Available at: <https://www.afdb.org/en/countries/southern-africa/angola/angola-economic-outlook>
- **International Monetary Fund (IMF) (2023) Angola: 2023 Article IV Consultation-Press Release; Staff Report; and Statement by the Executive Director for Angola.** IMF Country Report No. 23/201. Available at: <https://www.imf.org/en/Publications/CR/Issues/2023/07/07/Angola-2023-Article-IV-Consultation-Press-Release-Staff-Report-and-Statement-by-the-467684>
- **World Bank (2024) Angola Overview.**
Available at: <https://www.worldbank.org/en/country/angola/overview>
- **National Institute of Statistics Angola (INE) (2023) Statistical Yearbook 2023.**
Available at: <https://www.ine.gov.ao/>
- **United Nations Data (2024) Angola Country Profile.**
Available at: <https://data.un.org/en/iso/ao.html>



Comoros



www.investcomoros.net

General Country Profile

Capital	Moroni
Population	~900,000 (2023 estimate)
Area	~1,861 km ²
Climate	Tropical marine climate; warm and humid, with a rainy season (November–April) and occasional cyclones
Languages	Official: Comorian (Shikomori), Arabic, French
Currency	Comorian Franc (KMF)
Time Zone	East Africa Time (UTC+3)
Religions	Predominantly Sunni Muslim (~98%), with a small Christian minority
Legal System	Mixed system of Islamic law, French civil law, and customary law

Key Macro-Economic Indicators

GDP (Nominal), billion USD

1.4

GDP Growth Rate

2-3%

GDP Per Capita, USD

1,500

Inflation Rate

~3%

Unemployment Rate

~6-7%

Government Debt (% of GDP)

30-40%

Exchange Rate, per 1 USD

455 KMF

Fiscal Balance (% of GDP)

-3%

Key Sectors

Agriculture (vanilla, ylang-ylang, cloves)
Fisheries
Tourism
Remittances
Small-scale manufacturing

WHY INVEST IN COMOROS?

Comoros, an archipelago nestled in the Indian Ocean between Africa and Madagascar, offers a unique blend of natural beauty, cultural diversity, and emerging economic potential. With a commitment to economic reform and sustainable development, the government of Comoros is increasingly opening its doors to foreign direct investment (FDI). The islands are strategically positioned along key maritime routes and boast a wealth of untapped resources—from pristine beaches and fertile soils to rich marine biodiversity—making them an attractive prospect for investors seeking long-term growth in an emerging market.

Recent initiatives aimed at improving regulatory transparency, enhancing investor protection, and streamlining business procedures have further elevated Comoros' appeal. As the nation works to diversify its economy away from traditional reliance on agriculture and fishing, new opportunities are emerging across various sectors.

TOURISM & HOSPITALITY

Pristine Natural Attractions: The islands feature unspoiled beaches, coral reefs, and lush landscapes perfect for eco-tourism and resort development.

Cultural Fusion: A vibrant mix of African, Arab, and French influences offers a distinctive cultural experience that appeals to niche markets in cultural and adventure tourism.

Government Initiatives: Policies aimed at upgrading tourism infrastructure, simplifying permitting processes, and offering incentives for sustainable projects are transforming the tourism landscape.

Why It's Attractive: The rising global demand for authentic and eco-friendly travel experiences positions Comoros as a promising destination for hospitality and leisure investments.

AGRICULTURE & SPICES

Fertile Land: Rich volcanic soils support the cultivation of high-value crops such as vanilla, ylang-ylang (vital for the perfume industry), and cloves.

Modernization Efforts: Initiatives to adopt modern agricultural practices and value-added processing can boost productivity and product quality.

Supportive Reforms: Recent regulatory improvements have simplified the investment process in agricultural projects and agro-processing ventures.

Why It's Attractive: With growing global consumer interest in natural and organic products, Comoros offers a competitive production base for premium agricultural exports.

FISHING & AQUACULTURE

Abundant Marine Resources: Surrounded by nutrient-rich waters, Comoros holds significant potential for sustainable fishing and aquaculture development.

Modernization Potential: Investments in advanced fishing technologies and processing facilities can unlock new revenue streams from marine resources.

Sustainable Practices: Government-backed initiatives promote environmentally responsible practices to ensure long-term viability of the fishing industry.

Why It's Attractive: As demand for sustainably sourced seafood rises globally, the fishing and aquaculture sectors in Comoros present lucrative opportunities for expansion.

RENEWABLE ENERGY & INFRASTRUCTURE

Natural Energy Resources: Abundant sunshine and coastal winds make the islands ideal for solar and wind energy projects.

Infrastructure Upgrades: Ongoing projects aim to modernize energy and transportation networks, reducing reliance on imported fuels and enhancing connectivity.

Green Investment Incentives: Policies supporting renewable energy investments are part of a broader strategy to drive sustainable economic growth.

Why It's Attractive: Investments in renewable energy not only support environmental sustainability but also offer long-term cost savings and improved energy security, vital for overall economic resilience.

SERVICES & TRANSPORTATION

Strategic Location: Positioned along major shipping routes, Comoros is primed for growth in logistics, maritime services, and port development.

Modernization of Services: Improvements in telecommunications, financial services, and digital infrastructure are creating a more conducive business environment.

Enhanced Connectivity: Upgrades in transportation infrastructure are set to boost trade, tourism, and overall market integration with the broader region.

Why It's Attractive: As Comoros modernizes its service sectors and improves connectivity, the opportunities for growth in transportation, logistics, and financial services continue to expand, offering attractive returns for investors.

References

- **African Development Bank Group (2024) Comoros Economic Outlook.** Available at: <https://www.afdb.org/en/countries/east-africa/comoros/comoros-economic-outlook>
- **World Bank (2024) Comoros Overview.** Available at: <https://www.worldbank.org/en/country/comoros/overview>
- **International Monetary Fund (IMF) (2023) Union of the Comoros: 2023 Article IV Consultation-Press Release; Staff Report; and Statement by the Executive Director for the Union of the Comoros.** IMF Country Report No. 23/217. Available at: <https://www.imf.org/en/Publications/CR/Issues/2023/09/01/Union-of-the-Comoros-2023-Article-IV-Consultation-Press-Release-Staff-Report-and-Statement-538091>
- **United Nations Data (2024) Comoros Country Profile.** Available at: <https://data.un.org/en/iso/km.html>



Ethiopia



<http://investethiopia.gov.et/>

General Country Profile

Capital	Addis Ababa
Population	~120 million (2023 estimate)
Area	~1,104,300 km ²
Climate	Tropical monsoon climate, with significant regional variations
Languages	Official: Amharic; Recognized: Oromo, Somali, Tigrinya, Afar, and other regional languages
Currency	Ethiopian Birr (ETB)
Time Zone	East Africa Time (UTC+3)
Religions	Predominantly Ethiopian Orthodox Christianity, with significant Muslim and Protestant communities
Legal System	Civil law influenced by customary and religious laws

Key Macro-Economic Indicators

GDP (Nominal), billion USD

~130

GDP Growth Rate

~6%

GDP Per Capita, USD

~1,200

Inflation Rate

~30%

Unemployment Rate

~20%

External Debt, billion USD

~55%

Exchange Rate, per 1 USD

~53 ETB

Fiscal Balance (% of GDP)

~-3%

Key Sectors

**Agriculture (coffee, livestock),
Manufacturing, Services,
Construction, Mining**

WHY INVEST IN ETHIOPIA?

Ethiopia, located in the Horn of Africa, is one of the continent's most dynamic economies, marked by rapid growth, a youthful population, and ambitious government-led reforms. With a strategic location that bridges Africa, the Middle East, and Asia, Ethiopia offers a wealth of opportunities across multiple sectors. Ongoing investments in infrastructure, industrial development, and digital transformation further enhance its appeal as a destination for sustainable long-term growth.

AGRICULTURE & AGRIBUSINESS

Vast Arable Land: Ethiopia boasts extensive fertile lands ideal for cultivating staple crops as well as high-value produce, positioning it as a key player in the agricultural sector.

Modernization Initiatives: Government policies and international partnerships are driving the adoption of modern farming techniques and value-added processing, boosting productivity and export potential.

Growing Global Demand: Increased international appetite for organic and sustainably produced goods creates robust opportunities for agricultural exports.

Why It's Attractive: Ethiopia's strong agricultural base, coupled with transformative reforms and investment in technology, offers a promising platform for agribusiness ventures that can capture both local and global markets.

MANUFACTURING & INDUSTRIAL DEVELOPMENT

Emerging Industrial Parks: The government's establishment of industrial parks supports streamlined operations, efficient logistics, and competitive production costs.

Expanding Workforce: A large, young, and increasingly skilled labor force is well-positioned to support manufacturing and light industrial activities.

Regional Integration: Ethiopia's proximity to key regional markets and its improving transportation networks enhance trade opportunities and access to broader supply chains.

Why It's Attractive: Investments in manufacturing are poised to benefit from Ethiopia's strategic initiatives and labor advantages, paving the way for scalable industrial growth and export-oriented production.

ENERGY & INFRASTRUCTURE

Renewable Energy Potential: With abundant solar, wind, and hydro resources, Ethiopia is making significant strides in diversifying its energy portfolio and reducing dependence on fossil fuels.

Major Infrastructure Projects: Expansive investments in transportation, telecommunications, and logistics networks are transforming the nation's connectivity and operational efficiency.

Government Incentives: Proactive policies and public-private partnerships are creating a favorable investment climate for large-scale energy and infrastructure projects.

Why It's Attractive: The focus on sustainable energy and infrastructure modernization supports long-term economic resilience and offers investors a gateway to participating in Ethiopia's

transformation.

TOURISM & HOSPITALITY

Rich Cultural Heritage: Ethiopia's ancient history, diverse cultures, and UNESCO World Heritage sites attract tourists seeking unique historical and cultural experiences.

Diverse Landscapes: From rugged highlands to scenic lakes and national parks, Ethiopia's natural beauty offers a strong foundation for eco-tourism and adventure travel.

Growing Visitor Infrastructure: Investments in hotels, resorts, and travel services are rapidly modernizing the tourism sector, enhancing both local and international appeal.

Why It's Attractive: The country's unique blend of history, culture, and natural attractions positions tourism as a high-growth sector, supported by ongoing efforts to improve visitor infrastructure and services.

FINANCIAL SERVICES & ICT

Digital Transformation: Rapid growth in the ICT sector, driven by increased mobile penetration and digital innovation, is reshaping the financial landscape.

Fintech Innovation: Government support for technology-driven financial services is fostering an environment where startups and established firms can thrive.

Expanding Market Reach: A growing middle class and improved digital infrastructure are broadening access to modern financial services, enhancing market inclusivity.

Why It's Attractive: Ethiopia's accelerating digital revolution offers significant opportunities in fintech and ICT, positioning investors at the forefront of a modern, digitally enabled economy.

References

- **African Development Bank Group (2024) Ethiopia Economic Outlook.** Available at: <https://www.afdb.org/en/countries/east-africa/ethiopia/ethiopia-economic-outlook>
- **World Bank (2024) Ethiopia Overview.** Available at: <https://www.worldbank.org/en/country/ethiopia/overview>
- **International Monetary Fund (IMF) (2023) Federal Democratic Republic of Ethiopia: 2023 Article IV Consultation-Press Release; Staff Report; and Statement by the Executive Director for Ethiopia.** IMF Country Report No. 23/197. Available at: <https://www.imf.org/en/Publications/CR/Issues/2023/07/13/Federal-Democratic-Republic-of-Ethiopia-2023-Article-IV-Consultation-Press-Release-Staff-538237>
- **United Nations Data (2024) Ethiopia Country Profile.** Available at: <https://data.un.org/en/iso/et.html>



Gambia



www.giepa.gm

General Country Profile

Capital	Banjul
Population	~2.4 million
Area	~11,295 km ²
Climate	Tropical; hot and humid with a distinct rainy season (June–October) and a long dry season
Languages	English (official), Mandinka, Wolof, Fula, Serer, Jola, among others
Currency	Gambian Dalasi (GMD)
Time Zone	GMT (UTC+0)
Religions	Predominantly Islam (~95%), with a small Christian minority
Legal System	Based on English common law and customary law

Key Macro-Economic Indicators

GDP (Nominal), billion USD

\$1.9

GDP Growth Rate

5-6%

GDP Per Capita, USD

800–1000

Inflation Rate

~5%

Unemployment Rate

~10%

External Debt, billion USD

1.2

Current Account Balance (% of GDP)

-2% (Deficit)

Exchange Rate, per 1 USD

51 GMD

Fiscal Balance (% of GDP)

-3%

Key Sectors

Agriculture
Tourism
Fishing

INVESTING IN THE GAMBIA

The Gambia, often called the “Smiling Coast of Africa,” offers a strategic location, a friendly business environment, and a stable political climate. With attractive incentives for investors, foreign investors can start with a minimum capital of USD 250,000, while domestic investors can enter with USD 100,000 in key sectors. Below are some of the priority industries where The Gambia is eager to partner and grow.

1. Agribusiness

- **Fertile Land & Climate:** The Gambia's climate is conducive to year-round farming, supporting crops such as rice, groundnuts, and horticultural produce.
- **Value-Added Products:** Opportunities abound in agro-processing—turning raw materials into finished goods (e.g., packaged foods and juices) for both local and export markets.
- **Market Access:** The Gambia's membership in regional blocs like ECOWAS provides easy access to millions of potential consumers.

2. Tourism

- **Global Appeal:** Known for its beaches, rich cultural heritage, and diverse wildlife, The Gambia attracts visitors from around the world.
- **Investment Potential:** Hotels, eco-lodges, tour services, and cultural events can tap into a growing market of eco-conscious and experience-driven travelers.
- **Government Support:** Incentives include tax breaks, simplified licensing, and infrastructure development programs tailored to boost the tourism sector.

3. Solar Energy

- **Abundant Sunlight:** High solar irradiation throughout the year creates ideal conditions for solar power generation.
- **Clean Energy Goals:** The government actively supports renewable energy projects, aiming to reduce dependence on fossil fuels.
- **Business Opportunities:** From solar farms to small-scale off-grid solutions, investors can meet rising domestic and regional demand.

4. Light Manufacturing

- **Growing Domestic Demand:** The Gambia seeks locally made goods to reduce imports and stimulate job creation.
- **Regional Market Reach:** Proximity to Senegal and other ECOWAS countries allows for cross-border trade and economies of scale.
- **Diverse Segments:** Potential manufacturing areas include textiles, packaging, consumer goods, and small machinery assembly.

5. Information & Communication Technology (ICT)

- **Expanding Digital Landscape:** With a young population eager for connectivity, there is growing demand for ICT services and infrastructure.
- **Innovation Hubs:** Tech incubators and government initiatives support start-ups in software development, e-commerce, and digital services.

- **Skilled Workforce:** Ongoing training programs aim to create a robust pipeline of IT professionals, making The Gambia a promising location for tech investments.

6. Transportation

- **Infrastructure Upgrades:** Recent and planned improvements in roads, ports, and airports open doors for logistics, freight, and passenger transport ventures.
- **Trade Facilitation:** The Gambia's geographic location offers a strategic gateway to the region, making efficient transport systems essential for economic growth.
- **Diverse Investment Options:** From fleet services to supply chain management and warehousing, the transport sector presents multiple avenues for investors.

Get in Touch

For more information on investment opportunities and incentives, please contact:

Name: Ousainou Senghore – Chief Executive Officer

Agency: Gambia Investment and Export Promotion Agency (GIEPA)

Phone: +2207329834

Email: osenghore@giepa.gm

Join us in harnessing The Gambia's potential and become a part of the country's growth story. With favorable investment thresholds and dedicated government support, now is the time to invest in these priority sectors and help shape a bright future for The Gambia.

References

- **African Development Bank Group (2024) Gambia Economic Outlook.** Available at: <https://www.afdb.org/en/countries/west-africa/gambia/gambia-economic-outlook>
- **World Bank (2024) The Gambia Overview.** Available at: <https://www.worldbank.org/en/country/gambia/overview>
- **International Monetary Fund (IMF) (2023) The Gambia: 2023 Article IV Consultation-Press Release; Staff Report; and Statement by the Executive Director for The Gambia.** IMF Country Report No. 23/86. Available at: <https://www.imf.org/en/Publications/CR/Issues/2023/03/21/The-Gambia-2023-Article-IV-Consultation-Press-Release-Staff-Report-and-Statement-by-the-530474>
- **United Nations Data (2024) Gambia Country Profile.** Available at: <https://data.un.org/en/iso/gm.html>



Lesotho



<https://lndc.org.ls/>

General Country Profile

Capital	Maseru
Population	~2.2 million (2023 estimate)
Area	~30,355 km ²
Climate	Temperate climate; hot summers and cold, dry winters, especially at higher elevations
Languages	Official: Sesotho, English
Currency	Lesotho Loti (LSL), pegged to the South African Rand
Time Zone	South African Standard Time (UTC+2)
Religions	Predominantly Christian
Legal System	Roman-Dutch law influenced by customary law

Key Macro-Economic Indicators

GDP (Nominal), billion USD

~2.3

GDP Growth Rate

~2.2%

GDP Per Capita, USD

1,106.50

Inflation Rate

4.1%

Unemployment Rate

30.1%

External Debt (% of GDP)

47.8%

Current Account Balance (% of GDP)

4.4% Surplus

Exchange Rate, per 1 USD

~18.7 LSL

Fiscal Balance (% of GDP)

2.3%

Key Sectors

**Textiles and garments,
Agriculture, Water exports,
Mining (diamonds), Services**

WHY INVEST IN LESOTHO?

Lesotho, a high-altitude, landlocked kingdom in Southern Africa, offers distinct opportunities for investors looking to tap into niche markets and benefit from preferential regional arrangements. With a government committed to economic diversification, modernization, and regional integration, Lesotho presents a promising environment for sustainable, long-term investment.

AGRICULTURE & AGRIBUSINESS

Diverse Agro-Climatic Zones: Lesotho's varied climate supports niche agricultural production, including livestock, dairy, and specialized crops that cater to both local and export markets.

Value-Added Opportunities: Modernizing traditional farming practices and agro-processing can enhance product quality and unlock new revenue streams.

Rural Development Initiatives: Government programs aimed at boosting rural economies and improving food security provide incentives for sustainable agricultural projects.

Why It's Attractive: With a focus on upgrading agriculture through technology and value addition, Lesotho offers investors a chance to benefit from untapped potential in a traditionally strong sector.

MANUFACTURING & TEXTILES

Competitive Textile Sector: Lesotho has developed a reputation for its textile and apparel manufacturing, bolstered by preferential trade agreements with key markets.

Skilled Workforce: A young and trainable labor pool supports efficient production processes, particularly in labor-intensive industries.

Export Incentives: Benefiting from trade preferences within the Southern African Customs Union (SACU) and the African Growth and Opportunity Act (AGOA), the manufacturing sector is positioned for growth.

Why It's Attractive: Established infrastructure, competitive labor costs, and access to international markets create a favorable environment for investments in textiles and other manufacturing sectors.

RENEWABLE ENERGY & HYDROPOWER

Abundant Water Resources: With its mountainous terrain and significant water flow, Lesotho is ideally suited for hydropower projects, contributing to both domestic energy needs and export potential.

Renewable Energy Focus: Opportunities also exist in solar energy and other renewables, aligning with global trends toward sustainable energy solutions.

Government Commitment: Strategic investments in energy infrastructure and renewable projects underscore the nation's drive to reduce energy imports and enhance self-sufficiency.

Why It's Attractive: Investments in renewable energy not only promise sustainable returns but also support Lesotho's broader objectives of energy independence and environmental stewardship.

TOURISM & HOSPITALITY

Scenic Landscapes: The dramatic highlands, pristine mountain scenery, and unique cultural heritage provide a compelling backdrop for eco-tourism and adventure travel.

Niche Tourism Development: Emerging opportunities in cultural tourism, hiking, and wellness retreats are attracting niche markets looking for authentic experiences.

Infrastructure Improvements: Enhanced transport links and hospitality services are gradually transforming Lesotho into a destination with growing international appeal.

Why It's Attractive: The combination of natural beauty and a rich cultural tapestry offers investors an opportunity to develop boutique tourism projects that cater to the global demand for unique, sustainable travel experiences.

References

- **African Development Bank Group (2024) Lesotho Economic Outlook.** Available at: <https://www.afdb.org/en/countries/southern-africa/lesotho/lesotho-economic-outlook>
- **World Bank (2024) Lesotho Overview.** Available at: <https://www.worldbank.org/en/country/lesotho/overview>
- **International Monetary Fund (IMF) (2023) Kingdom of Lesotho: 2023 Article IV Consultation-Press Release; Staff Report; and Statement by the Executive Director for the Kingdom of Lesotho.** IMF Country Report No. 23/213. Available at: <https://www.imf.org/en/Publications/CR/Issues/2023/08/01/Kingdom-of-Lesotho-2023-Article-IV-Consultation-Press-Release-Staff-Report-and-Statement-538316>
- **United Nations Data (2024) Lesotho Country Profile.** Available at: <https://data.un.org/en/iso/ls.html>



Malawi



<http://www.mitc.mw/>

General Country Profile

Capital	Lilongwe
Population	~21 million (2023 estimate)
Area	~118,484 km ²
Climate	Tropical climate with a rainy season typically from November to April
Languages	Official: English; Widely Spoken: Chichewa
Currency	Malawian Kwacha (MWK)
Time Zone	Central Africa Time (UTC+2)
Religions	Predominantly Christian (with a significant Muslim minority)
Legal System	Mixed system of English common law and customary law

Key Macro-Economic Indicators

GDP (Nominal), billion USD

~12

Government Debt (% of GDP)

~50%

GDP Growth Rate

~2.0%

Exchange Rate, per 1 USD

~1,7350 MWK

GDP Per Capita, USD

~600

Fiscal Balance (% of GDP)

~-4%

Inflation Rate

~28%

Key Sectors

**Agriculture (tobacco, tea, sugar),
Fishing, Manufacturing, Tourism**

Unemployment Rate

~6% (official figure)

WHY INVEST IN MALAWI?

Malawi, often referred to as the "Warm Heart of Africa," is a landlocked nation in southeastern Africa with a rich tapestry of natural beauty and a resilient, agrarian economy. With abundant fertile lands, emerging infrastructure projects, and a commitment to sustainable development, Malawi presents attractive long-term opportunities for investors seeking to tap into its evolving market.

AGRICULTURE & AGRIBUSINESS

Fertile Land: Malawi's expansive arable lands support the cultivation of staple crops such as maize, tobacco, tea, and groundnuts, as well as niche high-value crops.

Agro-Processing Potential: Investments in modern processing facilities can transform raw produce into value-added goods, boosting export competitiveness and local incomes.

Government Initiatives: Policies aimed at enhancing agricultural productivity and rural development create a favorable environment for agribusiness ventures.

Why It's Attractive: Malawi's strong agricultural base offers significant opportunities to modernize farming practices and develop integrated value chains, driving both economic growth and rural empowerment.

TOURISM & HOSPITALITY

Scenic Landscapes: From the crystal-clear waters of Lake Malawi to diverse wildlife reserves and cultural heritage sites, the country is rich in natural attractions.

Eco-Tourism Opportunities: With pristine natural settings and a hospitable local culture, there is growing potential for eco-friendly resorts and adventure tourism experiences.

Infrastructure Development: Efforts to improve tourism infrastructure and services are making Malawi an increasingly attractive destination for international travelers.

Why It's Attractive: The blend of natural beauty and authentic cultural experiences positions Malawi as an emerging hotspot for sustainable tourism investments, appealing to a niche market of eco-conscious travelers.

ENERGY & INFRASTRUCTURE

Renewable Energy Resources: With ample sunlight and hydropower potential, Malawi is investing in renewable energy projects to address growing power needs and reduce dependency on traditional fuels.

Transport & Connectivity: Upgrades to road networks, rail systems, and communication infrastructure are vital to enhancing market accessibility and boosting economic activity.

Public-Private Partnerships: Collaborative projects between the government and private sector are accelerating infrastructure development across the country.

Why It's Attractive: Modernized energy and transportation infrastructure not only improve operational efficiency but also stimulate broader economic activities, creating a solid foundation for

long-term investment returns.

MANUFACTURING & INDUSTRIAL DEVELOPMENT

Emerging Industrial Base: Opportunities in agro-processing, textiles, and light manufacturing are expanding as Malawi seeks to diversify its economic base.

Competitive Production Costs: Access to a skilled yet affordable labor force, combined with low operational costs, provides a competitive edge for manufacturing ventures.

Value Chain Integration: Investment in industrial development can leverage the country's strong agricultural sector, driving further value addition and export growth.

Why It's Attractive: Establishing manufacturing operations in Malawi allows investors to capitalize on competitive production costs while supporting economic diversification and local job creation.

Malawi Investment and Trade Centre Office Complex Infrastructure

Construction

Contact: Emily Kwatani - Director of Project Development and Transactions

Agency: PUBLIC-PRIVATE PARTNERSHIP COMMISSION

Phone: +265999470222

Email: EKwatani@pppc.mw

The objective of the current project is to construct an Office Complex to accommodate the Malawi Investment and Trade Center (MITC) as well as lettable spaces for offices and retail. This building will enable the MITC to enhance its quality of service as a One-Stop Service Centre for business and start-ups. In line with contemporary sustainability agenda, the building will have a "Green" theme concept design at incorporating green friendly technologies and attaining a globally recognized "Green Building" Standard Certification at Advanced stage with 40% or more on site energy savings.

Investment Sought: 29 024 495 USD

Investment Type: Public-Private Partnership

Feasibility: Feasibility Study Available

Development, Investment and Management of Botanical Gardens for National Herbarium and Botanic Gardens of Malawi (NHBG).

Infrastructure

Contact: Emily Kwatani - Director of Project Development and Transactions

Agency: PUBLIC-PRIVATE PARTNERSHIP COMMISSION

Phone: +265999470222

Email: EKwatani@pppc.mw

The project aims to develop, invest in, and manage a botanic garden that promotes biodiversity conservation, environmental sustainability, and eco-tourism while serving as a center for research, education, and community engagement. The scope includes land development, infrastructure setup, plant conservation programs, visitor facilities, and partnerships with academic and environmental organizations. The project is expected to enhance ecological preservation, boost tourism, provide educational opportunities, and contribute to economic development through job creation and sustainable land use.

Investment Sought: 29 329 443 USD

Investment Type: Public-Private Partnership

Feasibility: Feasibility Study Available

Mwabvi Wildlife Reserve Infrastructure and tourism

Tourism and Hospitality

Contact: Emily Kwatani - Director of Project Development and Transactions

Agency: PUBLIC-PRIVATE PARTNERSHIP COMMISSION

Phone: +265999470222

Email: EKwatani@pppc.mw

Development and management of Mwabvi Wildlife Reserve. The project aims to increase the amount of wildlife in the country, improve infrastructure, reduce number of poaching incidents, increase tourist attraction opportunities, improved service delivery in protected area management, and increasing the capacity of staff in the protected area.

Investment Sought: 2 960 000 USD

Investment Type: Public-Private Partnership

Feasibility: Feasibility Study Available

Construction of Wenela Modern Market in Lilongwe Infrastructure

Construction

Contact: Emily Kwatani - Director of Project Development and Transactions

Agency: PUBLIC-PRIVATE PARTNERSHIP COMMISSION

Phone: +265999470222

Email: EKwatani@pppc.mw

Lilongwe City Council (the Council) proposes to develop modern multi storey market in a bid to provide a conducive environment for doing business by constructing a market of its kind in SADC. We are geared to offer micro and small-scale informal businesspeople an opportunity to do their business in upscale infrastructure. Since one of the mandates of the Council is to facilitate growth and development of businesses and also to provide conducive environment for doing business, the state-of-the-art infrastructure will be for the informal business sector and will provide a platform for their growth to formality.

Most of the small businesses and large businesses alike in Malawi suffer due to erratic electricity. The project will therefore use other forms of electricity such as solar to complement hydroelectricity. Overall street vending will be reduced by accommodating vendors who claim to have no spaces to do business in the traditional markets. The project offers economic value to the city residents by providing employment as sales representatives, security personnel and shop attendants. The improved infrastructure is perceived to attract a better caliber of customers who are able to pay more hence more profits to the traders.

Investment Sought: 40 671 794 USD
Investment Type: Public-Private Partnership
Feasibility: Feasibility Study Available

Construction of International Bus Terminals in Lilongwe, Malawi Infrastructure

Construction and Transportation

Contact: Emily Kwatani - Director of Project Development and Transactions
Agency: PUBLIC-PRIVATE PARTNERSHIP COMMISSION
Phone: +265999470222
Email: EKwatani@pppc.mw

Development of an International Bus Terminal/Depot in Lilongwe City, Malawi. Lilongwe City Council (LCC) proposes to develop a modern bus depot in a bid to provide a conducive environment for doing business by constructing a bus depot to ease transport challenges.

Investment Sought: 42 100 500 USD
Investment Type: Public-Private Partnership
Feasibility: Feasibility Study Available

The Development of Eco-Lodges in Lake Malawi National Park

Tourism

Contact: Emily Kwatani - Director of Project Development and Transactions
Agency: PUBLIC-PRIVATE PARTNERSHIP COMMISSION
Phone: +265999470222
Email: EKwatani@pppc.mw

The Development of Eco-Lodges in Lake Malawi National Park project aims to align with the sector's vision and the department's objectives by delivering key outputs that enhance ecotourism and infrastructure. These include improved infrastructure development, better service delivery, increased visitor occupancy rates, and higher park revenue from ecotourism activities. Additionally, the project seeks to boost the Park's visibility locally and internationally, facilitate modern payment systems, expand tourist attractions, and ensure staff are well-trained and motivated in delivering quality ecotourism services.

Investment Sought: 12 539 908 USD
Investment Type: Public-Private Partnership
Feasibility: Feasibility Study Available

MUBAS Purpose-Built Student Accommodation Project Infrastructure

Construction and Education

Contact: Emily Kwatani - Director of Project Development and Transactions
Agency: PUBLIC-PRIVATE PARTNERSHIP COMMISSION
Phone: +265999470222
Email: EKwatani@pppc.mw

Designing, financing, building, operating, and maintaining student accommodation and the associated facilities (Purpose-Built Student Accommodation, PBSA) through a Public-Private Partnership (PPP) model at the Malawi University of Business and Applied Sciences (MUBAS, or the University) (the "Project").

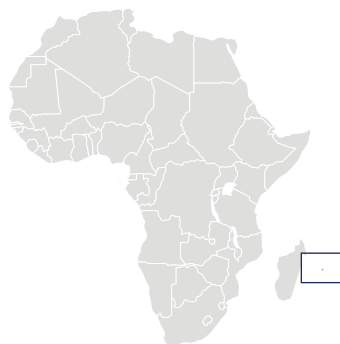
Investment Sought: 64 000 000 USD
Investment Type: Public-Private Partnership
Feasibility: Feasibility Study Available

References

- **African Development Bank Group (2024) Malawi Economic Outlook.** Available at: <https://www.afdb.org/en/countries/southern-africa/malawi/malawi-economic-outlook>
- **World Bank (2024) Malawi Overview.** Available at: <https://www.worldbank.org/en/country/malawi/overview>
- **International Monetary Fund (IMF) (2023) Republic of Malawi: 2023 Article IV Consultation-Press Release; Staff Report; and Statement by the Executive Director for Malawi.** IMF Country Report No. 23/231. Available at: <https://www.imf.org/en/Publications/CR/Issues/2023/09/07/Republic-of-Malawi-2023-Article-IV-Consultation-Press-Release-Staff-Report-and-Statement-539635>
- **United Nations Data (2024) Malawi Country Profile.** Available at: <https://data.un.org/en/iso/mw.html>



Mauritius



General Country Profile

Capital	Port Louis
Population	1.24 million (2024)
Area	2,040 km ²
Climate	Tropical maritime climate, generally warm and humid, with a mild winter (June – September)
Languages	Official: English Widely Spoken: English, French, Mauritian Creole
Currency	Mauritian Rupee (MUR)
Time Zone	UTC +4
Religions	Predominantly Hindu, followed by Christianity, Islam and Buddhism
Legal System	Mixed system derived from French Civil Law and British Common Law

Key Macro-Economic Indicators

GDP (Nominal), billion USD

14.9

GDP Growth Rate

4.7%

GDP Per Capita, USD

11,957

Inflation Rate

3.6%

Unemployment Rate

6.3%

Government Debt (% of GDP)

86.2%

Exchange Rate, per 1 USD

46.6 MUR

Fiscal Balance (% of GDP)

6.7%

Key Sectors

Tourism
Financial services
Manufacturing (textiles, sugar)
Information technology
Real estate

WHY INVEST IN MAURITIUS?

Mauritius, a dynamic island nation in the Indian Ocean, has established itself as a leading International Financial Centre (IFC) and a trusted platform for cross-border investment. With a resilient, diversified economy and one of the highest per capita incomes in sub-Saharan Africa, Mauritius offers a stable, secure, and business-friendly environment.

Investors benefit from a competitive tax regime - no capital gains tax, low corporate tax, and an extensive network of double taxation avoidance treaties. The country's hybrid legal system, blending French and British traditions, further enhances investor confidence.

Strategically positioned between Asia and Africa, Mauritius serves as a gateway to emerging markets across the continent. Its modern infrastructure, skilled bilingual workforce, and strong regulatory framework continue to attract investment.

TOURISM & HOSPITALITY

World-Renowned Destination: Tourism remains a vital pillar of the Mauritian economy, contributing significantly to GDP and employment. The island is renowned for its luxury resorts, pristine beaches, and world-class hospitality services. Beyond traditional tourism, Mauritius is diversifying into eco-tourism, medical tourism, and experiential travel to attract a broader range of visitors. Sustainable tourism initiatives, including eco-lodges, conservation projects, and cultural tourism experiences, align with global travel trends.

Sustainable Growth: Continuous investments in tourism infrastructure, including modern resorts and ecofriendly initiatives, ensure the industry remains robust and forward-looking.

Diverse Market Appeal: From upscale leisure resorts to adventure and eco-tourism, the island caters to various market segments.

Why It's Attractive: Mauritius's strong global reputation in tourism, bolstered by ongoing government initiatives, creates lasting opportunities for high returns in hospitality and leisure investments.

REAL ESTATE & PROPERTY DEVELOPMENT

Dynamic Property Market: Mauritius has witnessed steady growth in its real estate sector, driven by demand from both local and international buyers seeking residential, commercial, and hospitality-linked developments.

Residency Through Investment: The Smart City Scheme and Property Development Scheme (PDS) facilitate foreign ownership of property, making Mauritius an attractive destination for expatriates, retirees, and high-net-worth individuals seeking residency. These schemes promote sustainable urban development with mixed-use spaces, integrated technology, and green infrastructure. Additionally, these real estate schemes enable foreigners to acquire residential units, boosting demand in luxury and commercial real estate.

High-End Developments: Luxury villas, mixed-use smart cities, and resort-style living developments are expanding across the island, appealing to high-net-worth individuals and retirees looking for lifestyle investment opportunities.

Why It's Attractive: Mauritius's stable economy, tropical lifestyle, and residency-linked property schemes make it an ideal destination for real estate investment, offering strong returns, capital appreciation, and a secure second-home environment.

FINANCIAL SERVICES & BUSINESS

Stable Regulatory Framework: Mauritius boasts a transparent legal system, competitive tax regime, and a well-established financial services sector that attracts offshore businesses and global investors.

Global Connectivity: With an extensive network of double taxation treaties and a strategic location bridging Asia, Africa, and Europe, Mauritius serves as a vital gateway for international trade.

Innovation & Fintech: The country is rapidly evolving into a digital finance hub, supported by government led initiatives to modernize the financial landscape.

Why It's Attractive: The combination of regulatory stability, favourable taxation, and strategic connectivity makes Mauritius an ideal base for expanding business operations in the global market.

INFORMATION TECHNOLOGY & INNOVATION

Digital Transformation: Significant investments in IT infrastructure and high-speed connectivity are transforming Mauritius into a burgeoning tech hub.

Skilled Workforce: A strong emphasis on education and innovation provides a pool of talent well-equipped to support growth in tech startups and digital enterprises.

Proactive Government Support: Initiatives encouraging research, development, and the adoption of new technologies are driving the nation's evolution into a modern digital economy.

Why It's Attractive: The robust technology ecosystem and government backing create fertile ground for investments in emerging tech sectors and innovation-driven businesses.

RENEWABLE ENERGY & INFRASTRUCTURE

Sustainable Development: Mauritius is committed to diversifying its energy portfolio with renewable projects such as solar, wind, and biomass, reducing its reliance on imported fossil fuels.

Modernization Projects: Ongoing upgrades to transportation, telecommunications, and utility infrastructure enhance the overall efficiency and connectivity of the island.

Green Investment Incentives: Policies that support sustainable practices and environmentally responsible investments contribute to long-term economic stability and cost efficiency.

Why It's Attractive: The emphasis on renewable energy and infrastructure modernization presents investors with opportunities to participate in sustainable projects that offer both environmental and economic benefits.

AGRICULTURE & AGRIBUSINESS

Diverse Agricultural Sector: While Mauritius is famed for its tourism and financial services, its agriculture sector remains a vital contributor, producing sugar, fruits, vegetables, and specialty crops.

Value-Added Processing: Investment in modern agro-processing and technology-driven farming practices can significantly enhance product quality and market competitiveness.

Government Initiatives: Strategic policies aimed at modernizing agriculture and boosting exports create a resilient sector poised for growth.

Why It's Attractive: Modernization efforts and a focus on value addition in agriculture offer attractive opportunities for investors looking to diversify into high-quality food production and export markets.

BLUE ECONOMY & OCEAN-BASED INDUSTRIES

Maritime Potential: Surrounded by one of the largest Exclusive Economic Zones (EEZ) in the Indian Ocean, Mauritius is unlocking the value of its marine resources through sustainable ocean-based ventures.

Sector Diversification: Opportunities span across aquaculture, marine biotechnology, ocean energy, maritime transport, coastal tourism, and seabed exploration—positioning Mauritius as a key player in the global blue economy.

Strong Institutional Backing: Robust regulatory frameworks, public-private partnerships, and international collaboration support responsible development of ocean industries.

Why It's Attractive: With vast marine assets, strategic policy support, and a vision for sustainability, Mauritius offers a fertile ground for forward-looking investments in ocean innovation and marine-based industries.

References

- **African Development Bank Group (2024) Mauritius Economic Outlook.** Available at: <https://www.afdb.org/en/countries/southern-africa/mauritius/mauritius-economic-outlook>
- **World Bank (2024) Mauritius Overview.** Available at: <https://www.worldbank.org/en/country/mauritius/overview>
- **International Monetary Fund (IMF) (2023) Republic of Mauritius: 2023 Article IV Consultation-Press Release; Staff Report; and Statement by the Executive Director for Mauritius.** IMF Country Report No. 23/145. Available at: <https://www.imf.org/en/Publications/CR/Issues/2023/05/23/Republic-of-Mauritius-2023-Article-IV-Consultation-Press-Release-Staff-Report-and-Statement-534349>
- **United Nations Data (2024) Mauritius Country Profile.** Available at: <https://data.un.org/en/iso/mu.html>



General Country Profile

Capital	Rabat
Population	36,828,330 (RGPH 2024)
Area	710,850 km ²
Climate	Mediterranean along the coast, semiarid to arid inland
Languages	Official: Arabic, Tamazight (Berber); French widely used in business and administration
Currency	Moroccan Dirham (MAD)
Time Zone	Western European Time (UTC+0), with DST in some periods
Religions	Predominantly Sunni Muslim, with small Christian and Jewish communities
Legal System	Mixed system of civil law (French influence) and Islamic law <i>"The Kingdom of Morocco exercises full sovereignty over all its territory, including its Southern Provinces." (Reference: Moroccan constitutional and administrative frameworks.)</i>

Key Macro-Economic Indicators

GDP (Nominal), billion USD

~130

GDP Growth Rate

~3.4%

GDP Per Capita, USD

3,403

Inflation Rate

~6%

Unemployment Rate

13%

External Debt (% of GDP)

~70%

Exchange Rate, per 1 USD

~10 MAD

Fiscal Balance (% of GDP)

-4.4%

Key Sectors

**Agriculture, Tourism,
Automotive, Manufacturing,
Phosphates, Services**

WHY INVEST IN MOROCCO?

Morocco, strategically located at the crossroads of Africa, Europe, and the Middle East, is a vibrant and diversified economy that offers attractive opportunities for investors. With a stable political environment, modern infrastructure, and progressive economic reforms, Morocco is well-positioned for sustainable, long-term growth across a range of sectors.

TOURISM & HOSPITALITY

Rich Cultural Heritage: Morocco's historic medinas, vibrant souks, and ancient landmarks draw millions of visitors each year.

Diverse Attractions: From the scenic Atlas Mountains to the sunny beaches of Agadir, the country offers a wide array of natural and cultural experiences.

Modern Facilities: Significant investments in hotel development, transportation, and tourism infrastructure are continuously enhancing the visitor experience.

Why It's Attractive: The thriving tourism sector, underpinned by government initiatives and ongoing infrastructure upgrades, provides investors with lucrative opportunities in hospitality, eco-tourism, and leisure ventures.

AGRICULTURE & AGRIBUSINESS

Fertile Lands & Diverse Climates: Morocco's varied climatic zones enable the cultivation of high-value crops such as citrus fruits, olives, and dates.

Value-Added Processing: There is growing potential in modern agro-processing and packaging, enhancing export competitiveness.

Government Support: Proactive policies and subsidies aim to boost agricultural productivity and rural development.

Why It's Attractive: With a strategic location for export and increasing global demand for quality agricultural products, the sector offers promising prospects for investments in agritech and value chain enhancement.

MANUFACTURING & INDUSTRIAL DEVELOPMENT

Strategic Trade Hub: Morocco serves as a gateway between Africa and Europe, benefiting from robust trade agreements and a strategic geographic position.

Diverse Industrial Base: The country is home to thriving manufacturing sectors, including automotive, aerospace, textiles, and electronics, supported by modern industrial parks and free zones.

Skilled Workforce: A well-educated and competitively priced labor force underpins efficient production and innovation.

Why It's Attractive: Investors in manufacturing can capitalize on Morocco's modern infrastructure and its access to key regional markets, making it a prime location for industrial expansion and export-oriented production.

ENERGY & INFRASTRUCTURE

Renewable Energy Leader: Morocco is pioneering renewable energy projects, particularly in solar, wind, and hydroelectric power, reducing its dependence on fossil fuels.

Modern Infrastructure: Ongoing improvements in transportation, logistics, and telecommunications bolster market connectivity and operational efficiency.

Public-Private Partnerships: Collaborative initiatives between the government and private sector are driving major infrastructure projects that enhance overall economic growth.

Why It's Attractive: The focus on sustainable energy and infrastructure modernization not only offers attractive returns but also positions Morocco as a forward-thinking destination for long-term investments.

FINANCIAL SERVICES & ICT

Robust Financial Sector: Morocco boasts a well-regulated banking system and a dynamic financial services industry that caters to both local and international clients.

Digital Innovation: Government-led initiatives are accelerating digital transformation, fostering a growing ICT and fintech landscape.

Regional Financial Hub: With its strategic location and progressive reforms, Morocco is emerging as a financial gateway for broader African and European markets.

Why It's Attractive: The convergence of a stable financial environment and rapid digital growth creates significant opportunities for investments in technology-driven financial services and ICT infrastructure.

References

- **African Development Bank Group (2024) Morocco Economic Outlook.** Available at: <https://www.afdb.org/en/countries/north-africa/morocco/morocco-economic-outlook>
- **World Bank (2024) Morocco Overview.** Available at: <https://www.worldbank.org/en/country/morocco/overview>
- **International Monetary Fund (IMF) (2023) Kingdom of Morocco: 2023 Article IV Consultation-Press Release; Staff Report; and Statement by the Executive Director for Morocco.** IMF Country Report No. 23/207. Available at: <https://www.imf.org/en/Publications/CR/Issues/2023/07/27/Kingdom-of-Morocco-2023-Article-IV-Consultation-Press-Release-Staff-Report-and-Statement-538627>
- **United Nations Data (2024) Morocco Country Profile.** Available at: <https://data.un.org/en/iso/ma.html>



Mozambique



General Country Profile

Capital	Maputo
Population	~31 million
Area	~801,590 km ²
Climate	Tropical to subtropical; rainy season from October to April and a dry season from May to September
Languages	Portuguese (official); indigenous languages such as Makhuwa, Tsonga, Lomwe, Sena, among others
Currency	Mozambican Metical (MZN)
Time Zone	Central Africa Time (UTC+2)
Religions	Predominantly Christianity (Roman Catholic and Protestant), with indigenous belief systems also present
Legal System	Mixed system based on Portuguese civil law and customary law

Key Macro-Economic Indicators

GDP (Nominal), billion USD

\$15–20

GDP Growth Rate

3–4%

GDP Per Capita, USD

500–600

Inflation Rate

~10%

Unemployment Rate

~20%

External Debt (% of GDP)

40–50%

Current Account Balance (% of GDP)

-3%

Exchange Rate, per 1 USD

63 MZN

Fiscal Balance (% of GDP)

-5%

Key Sectors

Agriculture
Mining
Natural gas
Tourism
Fishing

WHY INVEST IN MOZAMBIQUE?

Mozambique, located in Southeastern Africa along the Indian Ocean, offers strategic access to regional and global markets. With abundant natural resources and a growing economy, Mozambique is emerging as a prime destination for foreign direct investment (FDI). The government's commitment to economic reform, improved regulatory frameworks, and infrastructural development is steadily transforming the investment landscape, making the country an attractive option for long-term growth in Africa.

NATURAL GAS & ENERGY

Rich Gas Reserves: Mozambique is home to some of the largest natural gas discoveries in recent years, particularly in the Rovuma Basin.

LNG Development: Ambitious liquefied natural gas (LNG) projects are underway, positioning the country to become a key player in the global energy market.

Policy Reforms: Streamlined regulations and international partnerships have boosted investor confidence in the energy sector.

Why It's Attractive: With growing global energy demand and significant infrastructural investments, Mozambique offers strong potential for lucrative upstream and downstream energy projects.

MINING & MINERALS

Resource Abundance: Beyond natural gas, Mozambique boasts considerable deposits of coal, titanium, and other valuable minerals.

Enhanced Regulatory Environment: Recent reforms have simplified the mining licensing process and increased transparency, creating a more favorable climate for investors.

Export Advantages: Its strategic coastal location facilitates access to major export markets, enhancing the profitability of mining operations.

Why It's Attractive: The robust global demand for minerals, coupled with supportive government policies, makes the mining sector in Mozambique a promising area for investment.

AGRICULTURE & AGRIBUSINESS

Fertile Land: Vast areas of arable land support a variety of crops, including cashews, sugarcane, and tropical fruits.

Value-Addition Opportunities: There is significant potential for agro-processing and value chain development, boosting product quality and export competitiveness.

Government Support: Ongoing agricultural reforms and rural infrastructure improvements are driving sustainable growth in the sector.

Why It's Attractive: With a competitive production base and rising global demand for agricultural products, Mozambique's agribusiness sector offers promising returns for forward-thinking investors.

INFRASTRUCTURE & TRANSPORTATION

Strategic Coastal Access: Mozambique's extensive coastline and key port facilities provide critical links to international shipping routes and regional trade corridors.

Ongoing Development: Significant investments in roads, rail networks, and port facilities are modernizing the nation's infrastructure, facilitating smoother logistics and trade.

Investment Incentives: Public-private partnerships and government incentives are actively encouraging infrastructure projects that drive long-term economic growth.

Why It's Attractive: Upgraded infrastructure enhances market connectivity and trade efficiency, providing a robust foundation for sustainable development and investor returns.

TOURISM & HOSPITALITY

Natural and Cultural Attractions: Mozambique offers pristine beaches, vibrant marine life, and rich cultural heritage, making it an emerging destination for eco-tourism and cultural experiences.

Growing Market: Improvements in safety, accessibility, and hospitality services are positioning the country as a desirable location for international tourists.

Sustainable Tourism Initiatives: Investment in eco-friendly projects and modern tourism facilities supports long-term industry growth while preserving natural beauty.

Why It's Attractive: The rising global appetite for unique travel experiences, combined with Mozambique's natural allure, makes the tourism and hospitality sector ripe for investment.

References

- **African Development Bank Group (2024) Mozambique Economic Outlook.** Available at: <https://www.afdb.org/en/countries/southern-africa/mozambique/mozambique-economic-outlook>
- **World Bank (2024) Mozambique Overview.** Available at: <https://www.worldbank.org/en/country/mozambique/overview>
- **International Monetary Fund (IMF) (2023) Republic of Mozambique:** 2023 Article IV Consultation-Press Release; Staff Report; and Statement by the Executive Director for Mozambique. IMF Country Report No. 23/47. Available at: <https://www.imf.org/en/Publications/CR/Issues/2023/02/16/Republic-of-Mozambique-2023-Article-IV-Consultation-Press-Release-Staff-Report-and-530267>
- **United Nations Data (2024) Mozambique Country Profile.** Available at: <https://data.un.org/en/iso/mz.html>

Agriculture

Project Name	Location	Amount (USD)	Description
Irrigation Development Project in the Rovuma River Basin	Cabo Delgado Province	70M	Construction/Rehabilitation of irrigation infrastructures covering ~25,000 ha; promotion and development of the value chain for rice, vegetables, and potato crops to supply Mueda, Macomia, Palma, etc. Preliminary feasibility studies conducted by the Government (NPV, IRR, Payback Period: TBC).
Irrigation Development Project in the Lurio River Basin	Cabo Delgado, Niassa, Nampula Provinces	80M	Construction/Rehabilitation of irrigation infrastructures in Chipembe and Marrupa, covering ~20,000 ha; promotion and development of the value chain for rice, vegetables, and potato crops to supply Pemba, Lichinga, etc. Preliminary feasibility studies conducted by the Government (NPV, IRR, Payback Period: TBC).
Irrigation Development Project in the Ligonha River Basin	Zambezia Province	92M	Construction/Rehabilitation of irrigation infrastructures covering ~15,000 ha; promotion and development of the value chain for rice, vegetables, and potato crops to supply local markets. Preliminary feasibility studies conducted by the Government (NPV, IRR, Payback Period: TBC).
Irrigation Development Project in the Zambezi River Basin	Tete, Sofala, Zambezia Provinces	100M	Construction/Rehabilitation of irrigation infrastructures covering ~10,000 ha; promotion and development of the value chain for rice, vegetables, and potato crops to supply Tete, Caia, etc. Preliminary feasibility studies conducted by the Government (NPV, IRR, Payback Period: TBC).
Irrigation Development Project in the Mutui River Basin	Zambezia Province	120M	Construction/Rehabilitation of irrigation infrastructures covering ~15,000 ha; promotion and development of the value chain for rice, vegetables, and potato crops to supply local markets. Preliminary feasibility studies conducted by the Government (NPV, IRR, Payback Period: TBC).
Irrigation Development Project in the Save River Basin	Manica & Sofala Provinces	95M	Construction/Rehabilitation of irrigation infrastructures covering ~15,000 ha; promotion and development of the value chain for rice, vegetables, and potato crops to supply local markets. Preliminary feasibility studies conducted by the Government (NPV, IRR, Payback Period: TBC).
Irrigation Development Project in the Limpopo River Basin	Bilene, Chibuto & Massingir in Gaza Province	210.6M	Construction/Rehabilitation of irrigation infrastructures covering ~15,000 ha; promotion and development of the value chain for rice, vegetables, and potato crops to supply Maputo, Xai-Xai, and Chokwe. Preliminary feasibility studies conducted by the Government (NPV, IRR, Payback Period: TBC).
Irrigation Development Project in the Maputo River Basin	Matutuine district in Maputo Province	42M	Construction/Rehabilitation of irrigation infrastructures covering ~3,000 ha; promotion and development of the value chain for rice, vegetables, and potato crops to supply Maputo and Matola. Preliminary feasibility studies conducted by the Government (NPV, IRR, Payback Period: TBC).

Contact: Jeremias Daniel Siteo

Title: Analista de Investimento e Exportações

Agency: APIEX Mozambique

Email: jeremias.siteo@apiex.gov.mz

Phone: +258 82 3056432

Web: www.apiex.gov.mz

Energy (Generation Structuring Projects)

Project Name	Location	Amount (USD)	Description	Impact on the System
Nacala Thermal Power Plant (Gas), 100 MW	Nampula Nacala	250M	The main constraint to unlocking all the energy power potential is the lack of Power Plants and a precarious transmission infrastructure that hamper the implementation of the energy master plan for the region. The project will increase energy availability for industrial development in the area and security of supply in the region.	Improve the stability and reliability of the Centro Norte system by generating more supply and security of supply along the line Nampula-Lichinga, and reduce transmission losses in the network with emergency generation in the short term.
Alo Mutelema Hydro-Power Plant, 60 MW	Niassa Malema	50M	The main constraint to unlocking all the energy power potential is the lack of Power Plants and a precarious transmission infrastructure that hamper the implementation of the energy master plan for the region. The project will increase energy availability for industrial development in the area and security of supply in the region.	Improve the stability and reliability of the Centro-North system by generating more supply and security of supply along the line, and reduce transmission losses in the network with emergency generation in the short term.
Mugeta Hydro-Power Plant, 90 MW	Mogovolas Zambezia	60M	Construction of the Hydropower Plant in order to increase energy generation and ensure supply security along the Licoma-Lulega line, and reduce transmission losses in the network with emergency generation in the short term (Zambezia).	Improve the stability and reliability of the Centro North system by generating more supply and security of supply in the area, and reduce transmission losses in the network with emergency generation in the short term.
Rua Hydro Power Plant, 40 MW	Niassa Nampula	50M	Contribute to improving the stability and reliability of the Centro Norte system by generating more supply and security of supply along the line. Also reduce transmission losses in the network with emergency generation in the short term. Provide additional 10 MW from existing sources. The project is planned to be implemented in phases.	This will ensure the reliability of the system in the region. Provide additional capacity to the system, supply new expansions in the region, and promote industrial development in the corridor.
Tsete Hydro Power Plant, 50 MW	Manica	N/A	The main constraint to unlocking all the energy power potential is the lack of Power Plants and adequate transmission infrastructure.	Strengthen energy availability in the Beira Corridor, improve the stability and security of supply of the central system (power) in Manica and reduce the interrupted power during the occurrence of unavailability in the 220 kV Matambo–Chibata–Chitundo transmission line.
Lurio II Hydro Power Plant, 120 MW	Cabo Delgado	310M	The main constraint to unlocking all the energy power potential is the lack of Power Plants and adequate transmission infrastructure.	Improve the stability and reliability of the Northern system in the Mavuo–Lúrio–Auaasse axis and foster development of base projects in Cabo Delgado.
Massingir 10 MW anchor / Masa Project (Power Plant, 75 MW)	Gaza	67M	The main constraint to unlocking all the energy power potential is the lack of Power Plants and adequate transmission infrastructure.	It will strengthen the capacity and reliability of the power system for the northern province of Gaza.

Energy (Renewable Energy)

Project Name	Location	Description	Type of Investment
Solar PV Power Plant, 20 MW	Marige – Tete Province	Objective is to improve the renewable energy sector to attract more private investment and ensure the diversification of the energy mix in the region for future access. Ongoing selection of a consultant for feasibility studies (location and environment). Studies to be selected on the tender.	Potential partners, financing, and technical assistance
Solar PV Power Plant, 100 MW	Lichinga – Niassa Province	Objective is to improve the renewable energy sector to attract more private investment and ensure the diversification of the energy mix in the region for future access. Ongoing selection of a consultant for feasibility studies (location and environment). Studies to be selected on the tender.	Potential partners, financing, and technical assistance
Wind Power Plant (30 MW, 50 MW)	Inhambane Province	Objective is to improve the renewable energy sector to attract more private investment and ensure the diversification of the energy mix in the region for future access. Preliminary financial and social studies are underway, and local procurement is expected to be launched in 2023. To be selected on the tender.	Potential partners, financing, and technical assistance
100 kV Transmission Line	Massinga – Vilanculos	Strengthening of Mozambique's Southern Transmission System. Feasibility studies are pending.	Potential partners, financing, and technical assistance
66 kV Power Distribution Lines	Matola – Marracuene – Bo Sol – Manhica	Reinforcement of power supply to Maputo City. Project documents are under preparation.	Potential partners, financing, and technical assistance
Cuamba Photovoltaic Plant, 15 MW	Cuamba	Diversification of the Energy Matrix; contributes to the availability of energy for EDM's electrical system. Feasibility studies needed.	Potential partners, financing, and technical assistance
Cuamba Photovoltaic Plant, 30 MW	Cuamba	Diversification of the Energy Matrix; contributes to the availability of energy for EDM's electrical system. Feasibility studies needed.	Potential partners, financing, and technical assistance
Mecufi Photovoltaic Plant, 30 MW	Mecufi	Diversification of the Energy Matrix; contributes to the availability of energy for EDM's electrical system. Feasibility studies needed.	Potential partners, financing, and technical assistance
Dondo Photovoltaic Plant, 30 MW	Dondo	Diversification of the Energy Matrix; contributes to the availability of energy for EDM's electrical system. Feasibility studies needed.	Potential partners, financing, and technical assistance
Lichinga Photovoltaic Plant, 30 MW	Lichinga	Diversification of the Energy Matrix; contributes to the availability of energy for EDM's electrical system. Feasibility studies needed.	Potential partners, financing, and technical assistance
Manje Photovoltaic Plant, 30 MW	Manje	Diversification of the Energy Matrix; contributes to the availability of energy for EDM's electrical system. Feasibility studies needed.	Potential partners, financing, and technical assistance
Inhambane Wind Power Plant (Jangamo District) / Photovoltaic Plant, 30 MW	Inhambane (Jangamo District)	Diversification of the Energy Matrix; contributes to the availability of energy for EDM's electrical system. Feasibility studies needed.	Potential partners, financing, and technical assistance

Energy (Transmission Projects)

Project Name	Description and Impact on the System	Cost Estimate (MUSD)	Type of Investment
Chimuara – Nacala (Phase II) Transmission Line • Alto Molocué – Namiola 400 kV Transmission Line • Namiola – Nacala 400 kV Transmission Line • Velha 220kV Substation • Namiola – Nampula 220 kV Transmission Line	Increase the power evacuation capacity for the Central and Northern region of the country Improve the stability and reliability of the Central-North Electric Energy Transmission System Contribute to the redundancy of the Center North system Provide power for the expansion of generation projects in Zambezia, Manpula, and Niassa	420	Potential partners, Financing, and technical assistance
Songo – Caiaze – Matambo, 400 kV Transmission Line	Improve the redundancy of the electric energy transport system on the Songo – Matambo axis Increase the power evacuation capacity in the Songo – Matambo corridor, enabling the interconnection of new generation projects	75	Potential partners, Financing, and technical assistance
Maputo – Salamanga, 400 kV Transmission Line and Salamanga Substation (400 kV, MVA, 400/66kV)	Increase the availability of electricity for the region Allow the construction of 66 kV lines to Ponta de Ouro and Katembe Power the limestone mines and cement facilities in the Salamanga line	75	Potential partners, Financing, and technical assistance
Matambo – Inchope – Vilanculos (STE – Phase II), 400 kV Transmission Project	Allow a robust connection to 400 kV and interconnection of the Center – South systems Combined with the Chimuara – Alto Molocué – Namiola project, it will increase power transfer and establish the North backbone at 400 kV	650	Potential partners, Financing, and technical assistance
Chimuara – Inharinranga – Inchope, 400 kV Transmission Line	Improve reliability, stability, and power evacuation capability for the Centro Transport system Contribute to the existing transport system on the Metro – Palma axis, providing greater stability and reliability to the system	TBD	Potential partners, Financing, and technical assistance
Metro – Palma, 400 kV Transmission Line	Strengthen the North electricity transport system on the Metro – Palma axis, providing greater stability and reliability Supply power to large projects in the north of Cabo Delgado Province Establish the second phase of the Mozambique–Tanzania interconnection corridor (MOTA)	56	Potential partners, Financing, and technical assistance

Industrial Parks

Project Name	Location	Amount (USD + *)	Description
Dondo Industrial Park	Sofala		Construction of basic infrastructures for the establishment of food processing, agro-industries, textiles, fruits, cereals, poultry, and livestock processing.
Nacala Industrial Park	Nacala – Nampula		Construction of basic infrastructures for the establishment of food production, agro-industry, vegetables, fruits, cereals, potatoes, fish, poultry, and logistic services area.
Mocuba Industrial Free Zone	Mocuba – Zambezia		Construction of basic infrastructures for the establishment of food industry and agro-industry, vegetables, fruits, cereals, potatoes, fish, poultry, and logistic services area.
			Construction of basic infrastructures for the establishment of food production industries, vegetables, fruits, cereals, potatoes, fish, poultry, and logistic services area.
Barue Industrial Park	Barue – Manica		Construction of basic infrastructures for the establishment of food production industries, vegetables, fruits, cereals, potatoes, fish, poultry, and logistic services area.
Vanduza Industrial Park	Vanduza – Manica		Construction of basic infrastructures for the establishment of food production industries, vegetables, fruits, cereals, potatoes, fish, poultry, and logistic services area.

Infrastructure

Project Name	Location	Amount (USD x10^3)	Traffic AADT	Description
N1: Rio Lurio – Metro		5.18	50	Rehabilitation, upgrading, and asphaltting of 74 km from Rio Lurio to Metro (N1)
N380: Sunate – Macomia		85.4	200	Rehabilitation, upgrading, and asphaltting of 122 km from Sunate to Macomia (N380)
N380: Macomia – Muaguide		100	120	
R762: Mepeuni Quissanga – Mocimboa da Praia	Cabo Delgado			Design and construction of 230 km from R762: Mepeuni Quissanga to Mocimboa da Praia
R173/R260: Palma – Namoto				
R760: Pemba – Mocufi				
R752: Nairoto – Bilibiza				
N303: Cuamba – Marrupa	Niassa			
R131/R211: Lichinga – Metcheje	Niassa			
N380/863: Namelil – Moma				
N1: Nametil – Angoche				
R730/765/173: Nacala-a-Velha – Memba – Alua				
R303: Nacala-a-Velha – Memba – Alua				
Access to Porto de Nacala				Detailed design and construction of ~30 km linking to Nacala Port
Circular de Nampula				
N1: Chimuara – Niconadala		80		
N320: Zero – Lito				
N322: Rio Chire – Morrumbala – Zero	Zambezia			
Maeli Macanga da Costa – Mona				
R380: Morrumbala – Zero				
R503: Finteco – Zumbo				
N322: Matandzara – Muzarara – Rio Chire	Tete	182	80	Design and construction of 260 km from Matandzara – Muzarara – Rio Chire
N303: Bene – Finogo – Zumbo	Tete	171.5	100	Design and construction of 245 km from Bene – Finogo – Zumbo (N303)
R441: Massangena – Espungabeira		75	130	Design and construction of from Massangena – Espungabeira
N529, N303: (Specific Segments Undisclosed)	Manica			
N322: Gondola (Cruz, NI) –				
N1: Inchope – Gorongosa – Caia	Sofala			Rehabilitation, upgrading, and asphaltting of 110 km from Inchope – Gorongosa – Caia
N282: Dondo – Inhaminga – Marromeu				Rehabilitation, upgrading, and asphaltting of 140 km from Dondo – Inhaminga – Marromeu
R567: Cruz, NI – Machanga		31.5	70	Feasibility studies and construction of 60 km from Cruz, NI to Machanga

Infrastructure - Water

Project Name	Location	Amount (USD + *)	Description
Construction of the M'PAMA Dam (Capacity: 200 million m ³)	Inhambane, Mapai, Chicualacuala, Massingir, Funhalouro, Mabote, and Mabalán	100M	Irrigation of ~2,500 ha, water supply, sewage, energy generation, and buffering of water resources for the surrounding region.
Construction of the Luabo–Lugenda Dam (Capacity: 300 million m ³)	Niassa	0.3M	Water supply, irrigation, and energy generation. Aims to boost the development of the Niassa region.
Construction of the Megaruma Dam (Capacity: 350 million m ³)	Ancuabe / Cabo Delgado Province	200M (est.)	Irrigation, water supply, and energy generation to support both rural and industrial needs.
Construction of the Massangena Dam (Capacity:)	Inhambane / Gaza		Intended for irrigation, water supply, and energy production. Expected to foster farmland development in the surrounding area.
Construction of the Mucambúzi Dam (Capacity:)			A multi-purpose dam project focusing on water supply, irrigation, and potential energy generation.
Construction of the Chipembe Dam (Capacity:)	Cabo Delgado		Aimed at irrigation, water supply, and possible energy generation, benefiting local communities and industries.
Construction of the N'Caranguma Dam (Capacity:)			Potential to expand irrigation networks, enhance water storage, and enable small-scale hydropower or energy generation.
Construction of the N'Zarraguta Dam (Capacity:)			Proposed for irrigation, water resource management, and possible power generation, contributing to local economic development.
Construction of the Nacuaranga Dam (Capacity:)			Seeks to improve water availability for agriculture, domestic use, and industrial processes, with the potential for hydropower.
Construction of the N'Barraranga Dam (Capacity:)			Projected to offer irrigation expansion, water storage, and energy production, supporting regional growth.
Rehabilitation of the Lúrio Dam (Capacity:)			Aims to restore and upgrade existing dam infrastructure for improved irrigation, water supply, and energy generation in the area.
Construction of the Nicarangoma Dam (Capacity:)			Planned to enhance agricultural output, water resource management, and potential power generation, benefiting local communities and industries.

Real Estate

Project Name	Location	Amount (USD + *)	Description	Type of Investment
Integrated Project for Construction of Mixed Building (Corner Between Albert I. Luth & Eduardo Mondlane)	Maputo City		Construction of a mixed-use building with 20 floors	Financing and technical assistance
Project for Construction of Office Building (Near 24th July Avenue)	Maputo City		Construction of an office building with 20 floors	Financing and technical assistance
Integrated Project for Construction of 2000 Residential Buildings & Social Infrastructure	Inhambane	100M	Construction of housing (50/1, T2, T200, T300) plus social infrastructure, roads, water supply, sanitation, power supply, etc.	Financing and technical assistance
Integrated Project for Construction of 2000 Residential Buildings & Social Infrastructure	Inhambane	150M	Construction of housing (50/1, T2, T200, T300) plus social infrastructure, roads, water supply, sanitation, power supply, etc.	Financing and technical assistance
Integrated Project for Construction of 3000 Residential Buildings & Social Infrastructure	Dondo	250M	Construction of housing (50/1, T2, T200, T300) plus social infrastructure, roads, water supply, sanitation, power supply, etc.	Financing and technical assistance
Integrated Project for Construction of 3000 Residential Buildings & Social Infrastructure	Quelimane	200M	Construction of housing (50/1, T2, T200, T300) plus social infrastructure, roads, water supply, sanitation, power supply, etc.	Financing and technical assistance
Integrated Project for Construction of 2000 Residential Buildings & Social Infrastructure	Nampula	150M	Construction of housing (50/1, T2, T200, T300) plus social infrastructure, roads, water supply, sanitation, power supply, etc.	Financing and technical assistance
Integrated Project for Construction of 500 Residential Buildings & Social Infrastructure	Pemba	25M	Construction of housing (100/1, T2, T200, T300) plus social infrastructure, roads, water supply, sanitation, power supply, etc.	Financing and technical assistance
Integrated Project for Construction of 1000 Residential Buildings & Social Infrastructure	Tete	50M	Construction of housing (50/1, T2, T200, T300) plus social infrastructure, roads, water supply, sanitation, power supply, etc.	Financing and technical assistance
Integrated Project for Construction of 2000 Residential Buildings & Social Infrastructure		160M	Construction of housing (50/1, T2, T200, T300) plus social infrastructure, roads, water supply, sanitation, power supply, etc.	Financing and technical assistance

Tourism

Project Name	Location	Amount (USD + *)	Description
INHASSORO ANCHOR PROJECT – Inhambane Province	Inhambane Province	200M	INTEGRATED TOURISM REGION (beach area): Hotels, villas, chalets, golf course, marina, and shopping center in a 2,751-hectare area near the beach.
VILANCULO RESORT – Inhambane Province	Vilanculos – Inhambane Province	90M	Construction of 40 EcoHouses, 20 Beach Houses, 2 beach bars, and a 100bed hotel. Potential for expansion. Remainder: common area of 5 hectares along the beach.
CRUSSE – JAMALI	Nampula	385M	INTEGRATED TOURISM REGION (beach area): Hotels, villas, chalets, golf course, water sports, fishing, community involvement. Also potential for an integrated resort zone, enterprise special scheme, and anchor attraction (Marine National Park). Feasibility studies concluded, DUAT.
INHASSORO HOTEL – Inhambane	Inhambane Province	70M	Construction of a 123room beach resort and marina on about 3.4 hectares of land.
BUSINESS HOTEL – Pemba	Pemba, Cabo Delgado		Construction details not specified (e.g., number of rooms, amenities, etc.).
DOBELA ECORESORT PROJECT	Maputo	120M	Construction of an ecofriendly resort featuring villas, conference facilities, and front beach lodging. Potential synergy with surrounding regions (e.g., Machangulo).

Transportation

Project Name	Location	Amount (USD + *)	Description
Construction of a Dry Port at UTI – Niassa	Niassa	200M	Construction of a Dry Port in a UTE including a warehouse, container terminal, truck park, and other support infrastructure. Total area: ~500ha.
Construction of Dock 11 and Fertilizer Terminal in the Port of Beira – Sofala	Sofala	312.2M	Construction of piers 11 and 11b at the Port of Beira, including paving and extending 72+ hectares to accommodate expanded port infrastructure.
Construction of the Nampula / Namialo Railway Line (Temane, Zambezia, and Nampula)	Tete, Zambezia, and Nampula		Construction of a ~440 km strategic railway connecting central/northern regions with the south, facilitating movement of goods (e.g., Tete coal) and opening additional trade corridors in the Zambezi Valley.
Rehabilitation and Increase of Ressano Garcia Railway Capacity	Maputo		Rehabilitation and expansion of rail infrastructure to boost cargo transport capacity and support re-exports from South Africa.
Construction of Angoche Port	Angoche (Exact province TBD)		Development of a new port facility to handle regional maritime traffic, improve logistics, and expand export/import capacity.
BRT Project in the City of Maputo	City of Maputo		Implementation of a Bus Rapid Transit (BRT) system—including design, supply, and operation of a modern public passenger transport network to alleviate congestion and improve mobility.
Concession of Bilene, Angoche, and Lumbo Aerodromes	Gaza, Inhambane, Nampula, or Zambezia		Concession of three aerodromes for private-sector requalification and expansion, potentially transforming them into cargo or passenger hubs to serve local and regional markets.
Revitalization of Maritime Cabotage in Mozambique	Multiple Ports (Nacala, Moma, etc.)		Rehabilitation and improvement of secondary/tertiary port infrastructures (Nacala, Moma, Inhambane, Vilanculo, Chinde, Pebane, Mocimboa, etc.), plus acquisition or leasing of cargo vessels and a “freight school” program to strengthen the School of Nautical Sciences.
Construction of the Railway Line Maputo – Gaza e Sofala	Gaza & Sofala		New railway construction to connect Maputo with key areas in Gaza and Sofala, facilitating transport of goods and passengers, and potentially integrating with other national/regional rail corridors.
Construction of the Nampula – Mutuali Railway Line (440 km)	Tete, Zambezia, & Nampula		Rail link from Nampula/Namialo to Mutuali to integrate the Nacala and Zambezi Development Corridors, expanding trade routes and supporting economic development in the northern region.
Vale / Malambabati (Placeholder Project Name)			Maritime or rail corridor to facilitate large-scale mineral exports (e.g., iron ore, coal). Intended to handle significant cargo tonnage and improve logistics from mining areas to port facilities.
Construction of the Ribaué Railway Line	Nampula & Cabo Delgado		Development of a railway line from Ribaué to Mocimboa da Praia (via Macomia), enhancing connectivity, resource transport, and trade within northern Mozambique.
Construction of the Boane – Techobanine Railway (and Associated Terminal)	Maputo Province		New rail corridor linking Boane to Techobanine, potentially creating an alternative export route for regional cargo, integrating with existing networks, and expanding capacity for both freight and passenger services.



Namibia



General Country Profile

Capital	Windhoek
Population	3.0 million
Area	~824,292 km ²
Climate	Primarily arid and semi-arid, with desert conditions along the coast
Languages	Official: English Widely Spoken: Afrikaans, German, Oshiwambo, and other local languages
Currency	Namibian Dollar (NAD), pegged to the South African Rand (ZAR)
Time Zone	Central Africa Time (UTC+2)
Religions	Predominantly Christian (various denominations), with minority indigenous beliefs
Legal System	Mixed system influenced by Roman-Dutch law and customary law

Key Macro-Economic Indicators

GDP (Nominal), billion USD

13.2

GDP Growth Rate

~3%

GDP Per Capita, thousand USD

4.5-5.0

Inflation Rate

4.2%

Unemployment Rate

36.9%

External Debt (% of GDP)

15%

Current Account Balance (% of GDP)

~-2%

Exchange Rate, per 1 USD

19 NAD

Fiscal Balance (% of GDP)

-6%

Key Sectors

**Mining (diamonds, uranium),
agriculture (livestock, fishery),
tourism, manufacturing, services**

WHY INVEST IN NAMIBIA?

Namibia, located in Southern Africa along the Atlantic coast, offers a compelling investment landscape built on natural wealth, political stability, and strategic regional positioning. With a government committed to economic reforms and sustainable development, Namibia has opened up diverse sectors to foreign direct investment (FDI), making it a promising destination for investors looking for long-term opportunities.

MINING & MINERALS

Abundant Resources: Namibia is renowned for its rich deposits of diamonds, uranium, and base metals, which contribute significantly to its economy.

Transparent Licensing: The government's investor-friendly policies and streamlined licensing procedures create a secure environment for mining ventures.

Export Capabilities: Well-developed port facilities and transportation networks facilitate the efficient export of mined resources to global markets.

Why It's Attractive: Global demand for minerals, combined with Namibia's stable and transparent mining sector, presents robust opportunities for both exploration and large-scale production investments.

TOURISM & HOSPITALITY

Unique Natural Landscapes: From the expansive Namib Desert to Etosha National Park, Namibia's breathtaking scenery attracts eco-tourists and adventure travelers worldwide.

Growing Industry: Continued improvements in tourism infrastructure and services are boosting visitor numbers and enhancing the overall travel experience.

Sustainable Tourism: Initiatives promoting eco-friendly tourism and community-based projects are fostering sustainable development in the hospitality sector.

Why It's Attractive: Namibia's distinctive natural attractions and commitment to sustainable tourism provide a strong foundation for lucrative investments in hotels, resorts, and travel services.

AGRICULTURE & AGRIBUSINESS

Innovative Farming: Despite arid conditions, Namibia is harnessing modern agricultural techniques in livestock rearing and niche crop production to maximize productivity.

Value-Added Processing: Opportunities abound in agro-processing, where raw agricultural outputs can be transformed into high-value products for domestic and export markets.

Government Initiatives: Targeted policies and incentives support rural development and technological advancements in agriculture, boosting overall sector growth.

Why It's Attractive: With global consumers increasingly favoring sustainably produced, high-quality food, Namibia's evolving agribusiness sector offers significant growth potential and attractive returns.

RENEWABLE ENERGY & INFRASTRUCTURE

Solar & Wind Potential: Namibia's high solar irradiation and strong wind currents make it an ideal location for renewable energy projects, reducing reliance on imported fossil fuels.

Modern Infrastructure: Ongoing investments in transportation, utilities, and port facilities—such as the strategic Port of Walvis Bay—enhance overall market connectivity and operational efficiency.

Green Investment Incentives: Supportive policies and international partnerships are driving the development of green projects, contributing to long-term economic sustainability.

Why It's Attractive: The commitment to renewable energy and infrastructure modernization offers investors opportunities to participate in the global shift toward a low-carbon economy, with the added benefit of improved logistics and market access.

SERVICES & LOGISTICS

Strategic Regional Hub: Namibia's location serves as a gateway to Southern Africa, leveraging its modern port and transport networks to facilitate regional and international trade.

Stable Business Environment: A robust legal framework and political stability underpin a reliable and transparent business climate, attracting investments in financial services, logistics, and trade.

Regional Integration: Membership in regional economic communities enhances market access, making Namibia an ideal base for businesses targeting broader African markets.

Why It's Attractive: The dynamic services and logistics sectors, supported by a stable environment and strategic connectivity, offer diversified investment opportunities with significant long-term potential.

References

- **African Development Bank Group (2024) Namibia Economic Outlook.** Available at: <https://www.afdb.org/en/countries/southern-africa/namibia/namibia-economic-outlook>
- **World Bank (2024) Namibia Overview.** Available at: <https://www.worldbank.org/en/country/namibia/overview>
- **International Monetary Fund (IMF) (2023) Republic of Namibia: 2023 Article IV Consultation-Press Release; Staff Report; and Statement by the Executive Director for Namibia.** IMF Country Report No. 23/212. Available at: <https://www.imf.org/en/Publications/CR/Issues/2023/08/01/Republic-of-Namibia-2023-Article-IV-Consultation-Press-Release-Staff-Report-and-Statement-538318>
- **United Nations Data (2024) Namibia Country Profile.** Available at: <https://data.un.org/en/iso/na.html>



Sao Tome and Principe



General Country Profile

Capital	São Tomé
Population	~230,000 (2023 estimate)
Area	~1,001 km ²
Climate	Tropical, hot and humid
Languages	Official: Portuguese
Currency	Dobra (STN)
Time Zone	Greenwich Mean Time (UTC+0)
Religions	Predominantly Christian (Roman Catholic, Protestant)
Legal System	Civil law influenced by Portuguese law

Key Macro-Economic Indicators

GDP (Nominal), billion USD

~0.5

GDP Growth Rate

~2.5%

GDP Per Capita, USD

~2,200

Inflation Rate

~9%

Unemployment Rate

~14%

External Debt (% of GDP)

~90%

Exchange Rate, per 1 USD

~22 STN

Fiscal Balance (% of GDP)

~-4%

Key Sectors

**Agriculture (cocoa), Fisheries,
Tourism, Small-scale
Manufacturing, Services**

WHY INVEST IN SÃO TOMÉ AND PRÍNCIPE?

São Tomé and Príncipe, a small island nation in the Gulf of Guinea, offers unique opportunities for investors seeking to tap into niche markets in a stable, tropical environment. With its rich natural assets, growing focus on sustainable development, and strategic initiatives to enhance its business climate, the nation is increasingly attractive for long-term investments across several sectors.

TOURISM & HOSPITALITY

Idyllic Natural Beauty: Pristine beaches, lush tropical forests, and vibrant marine ecosystems create an ideal setting for eco-tourism, adventure travel, and boutique resorts.

Cultural & Historical Appeal: The islands' unique colonial history and cultural heritage offer distinctive experiences that can attract a niche market of culturally curious travelers.

Sustainable Development Initiatives: Government and private sector efforts to promote environmentally responsible tourism are paving the way for innovative, low-impact hospitality projects.

Why It's Attractive: With growing global interest in eco-friendly travel and experiential tourism, São Tomé and Príncipe provide an opportunity to invest in sustainable tourism infrastructure that leverages its natural and cultural assets.

AGRICULTURE & AGRO-INDUSTRY

Premium Cocoa & Tropical Produce: Renowned for its high-quality cocoa and other tropical crops, the islands offer significant potential for value-added processing and export-oriented agro-industrial projects.

Fertile Land Resources: The favorable climate and fertile soils support the cultivation of a variety of high-demand crops, including coffee, spices, and exotic fruits.

Modernization Support: Ongoing reforms and international partnerships aim to enhance agricultural productivity and integrate modern techniques into traditional farming practices.

Why It's Attractive: The global demand for premium cocoa and tropical produce, combined with untapped arable land and modernization initiatives, creates a promising investment landscape in agriculture and agro-processing.

FISHERIES & AQUACULTURE

Abundant Marine Resources: Surrounded by nutrient-rich waters, São Tomé and Príncipe have vast untapped potential in sustainable fishing and aquaculture.

Value-Added Seafood Processing: Investments in modern processing facilities and cold chain logistics can boost the quality and marketability of locally sourced seafood.

Environmental Sustainability: Efforts to promote responsible fishing practices ensure long-term viability and compliance with global sustainability standards.

Why It's Attractive: With the rising international demand for sustainably sourced seafood, the fisheries and aquaculture sectors offer lucrative opportunities for integrated and eco-conscious investments.

RENEWABLE ENERGY & INFRASTRUCTURE

Solar & Wind Potential: The islands' tropical climate offers abundant sunlight and favorable wind conditions, paving the way for renewable energy projects that can reduce dependency on imported fossil fuels.

Infrastructure Upgrades: Strategic investments in port facilities, transportation, and communication networks are essential to boost trade and support economic diversification.

Public-Private Partnerships: Opportunities for collaboration with government initiatives aimed at modernizing infrastructure and expanding renewable energy capacity.

Why It's Attractive: Investments in renewable energy and modern infrastructure not only contribute to sustainable development but also improve the overall business environment and enhance long-term returns.

References

- African Development Bank Group (2024) Sao Tome and Principe Economic Outlook. Available at: <https://www.afdb.org/en/countries/central-africa/sao-tome-and-principe/sao-tome-and-principe-economic-outlook>
- World Bank (2024) Sao Tome and Principe Overview. Available at: <https://www.worldbank.org/en/country/saotome/overview>
- International Monetary Fund (IMF) (2023) Democratic Republic of Sao Tome and Principe: 2023 Article IV Consultation-Press Release; Staff Report; and Statement by the Executive Director for Sao Tome and Principe. IMF Country Report No. 23/218. Available at: <https://www.imf.org/en/Publications/CR/Issues/2023/08/04/Democratic-Republic-of-Sao-Tome-and-Principe-2023-Article-IV-Consultation-Press-Release-538896>
- United Nations Data (2024) Sao Tome and Principe Country Profile. Available at: <https://data.un.org/en/iso/st.html>



Tanzania



<http://www.tic.go.tz/>

General Country Profile

Capital	Dodoma (official), Dar es Salaam (major commercial city)
Population	~63 million (2023 estimate)
Area	~947,300 km ²
Climate	Tropical along the coast; temperate in highlands; generally warm and humid
Languages	Official: Swahili; English widely used in business and government
Currency	Tanzanian Shilling (TZS)
Time Zone	East Africa Time (UTC+3)
Religions	Predominantly Christian and Muslim, with some traditional African religions
Legal System	English common law, with influences from customary and Islamic law

Key Macro-Economic Indicators

GDP (Nominal), billion USD

~70

GDP Growth Rate

~5%

GDP Per Capita, USD

~1,200

Inflation Rate

~4%

Unemployment Rate

External Debt (% of GDP)

~38%

Exchange Rate, per 1 USD

~2,350 TZS

Fiscal Balance (% of GDP)

~-3%

Key Sectors

**Agriculture,
Tourism, Mining,
Manufacturing,
Services**

OPPORTUNITIES IN TANZANIA

Tanzania, a vibrant nation in East Africa, offers a dynamic and diverse investment landscape. With its rich natural resources, robust tourism appeal, and ongoing economic reforms, Tanzania is emerging as a key destination for investors seeking sustainable, long-term growth in the region.

TOURISM & HOSPITALITY

World-Class Attractions: Home to iconic sites such as Serengeti National Park, Mount Kilimanjaro, and the exotic beaches of Zanzibar, Tanzania is a magnet for global tourists.

Growing Infrastructure: Significant investments in transport, hospitality, and tourist facilities are enhancing visitor experiences and boosting international appeal.

Government Initiatives: Proactive policies to streamline permits and incentivize eco-friendly tourism projects are fueling sector growth.

Why It's Attractive: With a global surge in demand for experiential travel and wildlife adventures, Tanzania's tourism sector offers robust returns bolstered by natural splendor and strategic government support.

AGRICULTURE & AGRIBUSINESS

Fertile Lands: Vast arable areas support the cultivation of high-value crops such as coffee, tea, cashews, and fresh horticulture products for both domestic consumption and export.

Modernization Drive: Initiatives aimed at improving irrigation, mechanization, and agro-processing are set to transform the agricultural sector into a modern, competitive industry.

Export Opportunities: Enhanced market access through regional trade agreements offers a competitive edge for agricultural exports.

Why It's Attractive: Tanzania's rich agricultural base, combined with modernization efforts, provides lucrative opportunities for value-added production and export-oriented agribusiness ventures.

ENERGY & INFRASTRUCTURE

Renewable Potential: Tanzania boasts significant renewable energy resources including solar, wind, and hydro, presenting opportunities for sustainable energy projects.

Infrastructure Development: Ongoing improvements in road networks, port facilities, and rail links are facilitating smoother trade and enhanced connectivity across the region.

Policy Support: Strategic government initiatives and public-private partnerships are focused on bridging energy gaps and modernizing infrastructure to sustain economic growth.

Why It's Attractive: Investments in energy and infrastructure are critical to supporting Tanzania's rapid economic expansion, reducing operational costs, and boosting overall competitiveness.

MINING & NATURAL RESOURCES

Abundant Minerals: Tanzania is rich in natural resources, with significant deposits of gold, diamonds, tanzanite, and other valuable minerals attracting global mining interests.

Favorable Reforms: Recent regulatory improvements and streamlined licensing processes have created a more transparent and investor-friendly mining environment.

Strategic Exports: The nation's robust mineral sector benefits from access to regional and international markets, enhancing export potential and revenue stability.

Why It's Attractive: With strong global demand for precious minerals and a reformed regulatory framework, Tanzania's mining sector offers promising opportunities for both exploration and large-scale extraction projects.

MANUFACTURING & INDUSTRIAL DEVELOPMENT

Emerging Industries: Rapid industrialization and a growing consumer market are paving the way for investments in agro-processing, textiles, and light manufacturing sectors.

Competitive Labor Force: A young and increasingly skilled workforce supports efficient production processes and innovative manufacturing solutions.

Regional Trade Hub: Tanzania's strategic location within the East African Community (EAC) and COMESA enhances access to broader markets, driving regional trade and industrial growth.

Why It's Attractive: The combination of a burgeoning domestic market, competitive labor, and strategic regional positioning makes Tanzania an ideal base for establishing and expanding manufacturing operations.

References

- **African Development Bank Group (2024) Tanzania Economic Outlook.** Available at: <https://www.afdb.org/en/countries/east-africa/tanzania/tanzania-economic-outlook>
- **World Bank (2024) Tanzania Overview.** Available at: <https://www.worldbank.org/en/country/tanzania/overview>
- **International Monetary Fund (IMF) (2023) United Republic of Tanzania: 2023 Article IV Consultation-Press Release; Staff Report; and Statement by the Executive Director for the United Republic of Tanzania.** IMF Country Report No. 23/207. Available at: <https://www.imf.org/en/Publications/CR/Issues/2023/07/27/United-Republic-of-Tanzania-2023-Article-IV-Consultation-Press-Release-Staff-Report-and-538622>
- **United Nations Data (2024) Tanzania Country Profile.** Available at: <https://data.un.org/en/iso/tz.html>

REASONS TO INVEST IN TANZANIA

Tanzania is among the most preferred investment destinations in Africa due to the following factors:

Strategic Geographical Location

The United Republic of Tanzania is located in Eastern Africa. It is bordered by Kenya and Uganda to the North, Rwanda, Burundi, and the Democratic Republic of Congo to the West, Zambia, Malawi, and Mozambique to the South and the Indian Ocean to the East. The port in Dar es Salaam serves as an important import-export route for neighbouring land-locked countries. Tanzania has major ports along the Indian Ocean and those along the freshwater inland ports around Lakes Victoria, Tanganyika, and Nyasa. Tanzania provides access to the land-linked countries of Uganda, Burundi, Rwanda, Zambia, Malawi, DRC (Eastern part), and beyond. Tanzania has a central location in terms of its distance from major global markets. Tanzania is accessible through the Indian Ocean, which gives it trade links to Asia, which relies on Tanzania as the most efficient point for the transit of goods.

Arable Land

Tanzania is endowed with 44 million hectares of arable land with an estimated 29.4 million hectares suitable for irrigation. All these hectares offer ample opportunity for agriculture as well as other sectors.

Tourist Attractions

Tanzania is known for hosting among the best tourist attractions in the world. The tourism industry in Tanzania is one of the most highly developed in Africa. 38% of land in the country is protected or reserved for conservation-related purposes. The country has 22 national parks, 40 national reserves, and several marine parks. Tourist attractions include the plains of Serengeti National Park, Ngorongoro Conservation Crater, Arusha National Park, Mikumi National Park, Lake Manyara, Tarangire National Park, Selous Game Reserve, Nyerere National Park, Ruaha National Park, Gombe Stream National Park, Katavi National Park and Kilimanjaro National Park which include top climbing destinations in the world at Africa's highest mountain and the world's highest free-standing mountain, Mount Kilimanjaro. On the offshore, lies the tropical islands of Zanzibar and Mafia, with marine parks home to whales, sharks, and coral reefs.

Minerals and Natural Gas

Tanzania is endowed with abundant natural resources including minerals and natural gas. The critical mineral deposits include Graphite, Rare Earth, Cobalt, Copper, Iron, Niobium, Lead, Lithium, Manganese, Diamond, Nickel, Titanium, Uranium, Vanadium, Tungsten, Lead, Bauxite, and other gaseous minerals such as helium. Tanzania is also endowed with precious metals including Tanzanite, the gemstone solely found in Tanzania. Over 18 million tons of graphite reserves (estimated to be the 5th largest reserve in the world) are present mostly in Lindi, Morogoro, and Tanga Regions. An estimated 1.52 million tons of nickel deposits have been discovered in the Kagera region and about 138 billion cubic feet of helium is at Lake Rukwa Basin. This is said to be the second-largest helium deposit in the world.

Tanzanite is the most precious gemstone with great beauty, characteristics, and value. It is found only in Tanzania.

Tanzania has abundant natural gas reserves estimated at over 57 trillion cubic feet. The government has put in place key policies to guide the sustainable utilization of these resources, including the National Environment Policy Framework (NEPF) and the National Energy Policy.

Market Access

Tanzania offers a huge market opportunity with a population of 61,741,120 as per the National Population and Housing Census, 2022. Tanzania is among the rapidly growing economies in Africa. The country has high levels of domestic investment spending, making the market an important target destination for local and foreign products and services. In addition, Tanzania is part of two distinct market areas: the Southern Africa Development Community (SADC) with a population of 366 million, and the East African Community (EAC), with 304 million consumers. Tanzania applies agreements signed under the WTO multilateral trading system. Also, unilateral trade arrangements that accord preferential treatment to some export products from Tanzania like the African Growth and Opportunity Act (AGOA) allow qualifying products from Tanzania to access the American market at duty-free of 6000 items and quota-free. The African Continental Free Trade Area (AfCFTA) with a population of 1.39 billion where Tanzania has ratified the Treaty, offers a huge market for Tanzanian investors. Tanzania is also under Bilateral, Trade and Investment Agreements with various countries including China, India and members of the European Union.

Stable Fiscal and Monetary Regime

Tanzania's economy has been resilient, growing by 5.1% in 2023 compared to 4.6% in 2022. Inflationary pressures have continued to be moderate. Inflation averaged 3.8 % in 2023, remaining within the annual target of 5.4 %. The government has demonstrated a commitment to narrowing the fiscal deficit through enhanced tax revenue collection and restrained spending. The fiscal deficit fell from 4.6% of GDP to 3.0%, aligning well with the fiscal consolidation target of 3% for FY2023/24. Tanzania has also narrowed its current account deficit to 3.9% in 2023, helped by an uptick in tourism receipts, going forward. GDP is projected to grow by 5.6% in 2024, with a long-run potential of around 6%, supported by an improving business environment and ongoing structural reforms (BOT, 2023).

Investment and Export-Credit Guarantees

The Tanzania Investment Act of 2022 provides guarantees against nationalization and expropriation of investor's assets. Tanzania is also a signatory of several multilateral and bilateral agreements on the protection and promotion of foreign investments. Among other international agreements and memberships, Tanzania is a member of the Multilateral Investment Guarantee Agency (MIGA) and the International Centre for Settlement of Investment Disputes (ICSID). Tanzania is also a member of the African Insurance Guarantee.

Access to Affordable Labour

Access to affordable labour is a key priority for investors. Tanzania offers trainable skilled labour at significantly lower labour costs. The Government has made a long-term commitment to develop a pool of well-trained and educated specialists. Furthermore, the education sector is important in stimulating the growth of educated human resources with a positive attitude in bringing about the development of the Nation.

Transparent Investment Laws

The pro-investment attitude of the Government is demonstrated by the innovative investment legislation, the increasing number of domestic and foreign direct investments in the country, and economic and structural reforms that have led to substantial progress in establishing a functioning market economy. Institutional support for priority investment projects is readily available from the Tanzania Investment Centre (TIC), the Economic Processing Zone Authority (EPZA), the Mining Commission, the Petroleum Upstream Regulatory Authority (PURA), the Private Partnership

Centre, and other Government institutions. Tanzania has implemented tremendous reforms through a blueprint which comprehensively analyses the existing regulatory challenges, taking into account best practices internationally, and proposes robust principles and guidelines for reforms. It articulates clearly general and specific areas for reform and ways of implementing them with necessary adjustments to suit the local conditions of the country.

Strong Public-Private Engagement

The presence of autonomous private sector organizations contributes to economic growth by increasing the productive capacity of the economy, creating jobs, and introducing technologies. To fully engage the private sector in national development issues, the Government established the Tanzania National Business Council (TNBC) to provide a forum between the public and private sector actors. This is achieved through Public and Private Dialogues (PPDs) under the leadership of the President of the United Republic of Tanzania, who serves as the Chairperson of the Council. The forum has been effective in coordinating business councils at district, regional, and national levels with a view of reaching a consensus and mutual understanding of strategic issues relating to the efficient management of resources and the promotion of socio-economic development in Tanzania (TNBC, 2023).

Peace and Political Stability

Tanzania is a centre of economic and political stability in Sub-Saharan Africa. It is free of ideological confrontations and ethnic problems. The multi-party democracy adopted in 1992 has not disturbed the peaceful political climate of the country. The political scene is characterized by parliamentary democracy and public consensus on key social and economic priorities. Tanzania has strong institutions that promote peace and inclusive societies for sustainable development, provide access to justice for all, and build effective, accountable, and inclusive institutions at all levels.

Infrastructure Development

Tanzania's government has embarked on the construction of massive infrastructure in key sectors such as work, transport, energy, water, and ICT. The current developments aim at facilitating affordable access to utility, data, and transportation services for investors and the general public. Infrastructure projects play a significant role as enablers of the investment climate in the country. Some of these major projects are summarized below:

Standard Gauge Railway

In 2023, the Government continued with the construction of a 2,000 km Standard Gauge Railway (SGR) estimated to cost \$ 7 billion. The construction of SGR which started in 2017, is expected to stimulate the economy and massively cut transport costs for investors as well as the public.

Tanzania's SGR uses electric locomotives and can transport passengers and cargo shipments at 160 kilometres per hour. The SGR will link Tanzania, from the port of Dar es Salaam on the Indian Ocean to the port of Mwanza on the shore of Lake Victoria in northern Tanzania, and from there to neighbouring countries of Rwanda, Burundi, and the Democratic Republic of the Congo (DRC). The SGR train services from Dar es Salaam to Morogoro commenced officially on June 14, 2024.

Julius Nyerere Hydropower Project (JNHPP)

The construction of the \$3 billion JNHPP with an installed capacity of 2,115 megawatts is another mega project wholly implemented by the government of Tanzania. Upon completion, the project is expected to increase the reliability of electricity for both industries and domestic use. This will reduce the cost of electric power. The dam, which is the fourth largest in Africa, and ninth in the world, is located across the Rufiji River, in the Morogoro and Coast regions, southwest of Dar es

Salaam. The project is built to generate power, help control floods, attract tourism, and provide environmental and ecological water supply. In April 2024, the project was completed by 97.43%, and power generation of 235 MW was expected to be connected to the national grid. The completion of this project will help curb power shortages and undoubtedly make the country power sufficient, which will catalyze and stimulate investment of all kinds in the land (Economic Survey, 2024).

Rural Electrification

Rural electrification has helped the majority of citizens in rural areas to access electricity. This program has helped Tanzania to achieve one of the fastest access electricity expansion rates in Sub-Saharan Africa over the past decade.

The East African Crude Oil Pipeline (EACOP)

The East African Crude Oil Pipeline Project (EACOP) is a pipeline that will transport oil produced from Hoima in Uganda to the port of Tanga in Tanzania in a span of 1,433 kilometres. Tanga port will be a gateway to the world market. About 80% (1,149 km) of the pipeline crosses eight regions and 24 districts of Tanzania, while 20% (296 km) crosses eight districts and 20 sub-counties in Uganda. This project is expected to benefit the communities of both host Governments of Tanzania and Uganda in job creation, local content, and tax revenues (EACOP, 2023).

National Information and Communication Technology infrastructure

Tanzania has continued to expand its network of the National Fibre Optic Cable Network dubbed the National ICT Broadband Backbone (NICTBB) to achieve its ICT vision of providing reliable and affordable data communication services to all parts of the country and neighbouring countries for investors and general public use. The infrastructure has greatly contributed to the enhancement of the usage of ICT applications for sustainable socio-economic development including the implementation of e-government, e-learning, e-health, and e-commerce in Tanzania and beyond.

Development of the Aviation Sector

The aviation sector made a number of remarkable achievements during the year 2024. One of these achievements was the acquisition of 15 planes, making a total of 16 aircrafts by the ATCL. In the year 2023/24, two (2) aircrafts (Boeing 737-9 Max) were received. In addition, the Government has continued with the renovation of infrastructure and procurement of equipment and spare parts for major and minor repairs of all types of aircrafts at the JNIA and KIA workshops. Improvement of Airline services in the country is expected to stimulate investment in the tourism and transportation sectors, to open domestic and foreign businesses and increase foreign currency (Economic Survey, 2024).

National Natural Gas Infrastructure (NNGI)

The NNGI comprised natural gas processing plants with a total installed processing capacity of 350 million standard cubic feet per day (mmscfd) (210 mmscfd at Madimba and 140 mmscfd at Songo Songo) and a transportation pipeline with a capacity to carry 784 mmscf of natural gas per day and when rerated carries up to 1002 mmscfd (TPDC, 2023). Currently, the volume of natural gas produced and supplied via the NNGI ranges between 80 mmscf and 100 mmscf per day. More than 80% of the gas sales are consumed by TANESCO for power generation and a smaller percentage by industries, institutions, and households.

Zambia



<http://www.zda.org.zm/>

General Country Profile

Capital	Lusaka
Population	19.6 million (2022 Census - ZAMSTATS)
Area	752,612 km ²
Climate	Tropical to subtropical; distinct rainy (November – April) and dry (May-October) seasons
Languages	Official: English; Other languages spoken include: Bemba, Nyanja, Tonga and Lozi
Currency	Zambian Kwacha (ZMW)
Time Zone	Central African Time (UTC+2)
Religions	Majority are Christians, other minority religions include Islam and Hinduism
Legal System	Mixed system of English common law and customary law

Key Macro-Economic Indicators

GDP (Nominal), billion USD

24.8

GDP Growth Rate

4%

GDP Per Capita, USD

1,330.7

Inflation Rate

16.7%

Unemployment Rate

~12%

External Debt (% of GDP)

110.5%

Exchange Rate, per 1 USD

28.3 ZMW

Fiscal Deficit (% of GDP)

6.6%

Key Sectors

**Mining (Mainly Copper),
Agriculture, Tourism,
Manufacturing and
Construction**

WHY INVEST IN ZAMBIA?

Zambia, strategically positioned in Southern Africa, is renowned for its political stability, abundant natural resources, and growing infrastructure. With a proactive government focused on economic diversification and regional integration, Zambia presents compelling opportunities for long-term, sustainable investment across various sectors.

MINING & MINERALS

Abundant Mineral Wealth: Zambia is one of the world's leading copper producers, complemented by significant deposits of cobalt, zinc, and other valuable minerals.

Robust Mining Sector: A well-established mining industry backed by modern technologies and experienced professionals fosters a mature investment environment.

Regulatory Reforms: Recent policy initiatives have streamlined licensing processes and enhanced transparency, boosting investor confidence.

Why It's Attractive: With strong global demand for copper and other critical minerals, Zambia's mining sector offers stable, high-return opportunities supported by improved regulatory frameworks and ongoing infrastructural investments.

AGRICULTURE & AGRIBUSINESS

Fertile Agricultural Land: Vast arable lands and favorable climatic conditions support diverse agricultural activities—from staple crops to high-value horticulture and livestock production.

Modernization Opportunities: Advancements in irrigation, mechanization, and agro-processing can unlock significant value along the agricultural value chain.

Export Potential: Enhanced regional trade agreements and improved market access position Zambia's agricultural exports for sustained growth.

Why It's Attractive: Investing in Zambia's agriculture offers access to untapped potential in food production and value-added processing, with strong prospects for meeting both domestic and regional market demand.

ENERGY & INFRASTRUCTURE

Growing Energy Demand: Zambia is expanding its energy portfolio with investments in hydro, solar, and other renewable sources to meet rising domestic needs.

Infrastructure Development: Ongoing upgrades in road networks, railways, and port facilities are improving connectivity and supporting efficient trade across the region.

Public-Private Partnerships: Strategic collaborations are driving large-scale projects in both energy and infrastructure, creating a more conducive environment for investment.

Why It's Attractive: The combination of increasing energy demand and modernizing infrastructure not only enhances operational efficiency but also reduces costs, making Zambia an attractive destination for infrastructure and energy investments.

TOURISM & HOSPITALITY

Natural and Cultural Attractions: Zambia offers unique tourism experiences, including wildlife safaris, pristine natural parks, and close proximity to world-famous attractions like Victoria Falls.

Eco-Tourism Potential: With a focus on sustainable tourism, there is significant scope for developing eco-friendly resorts and adventure travel experiences.

Improving Facilities: Upgrades in tourism infrastructure and service quality are boosting the overall visitor experience, enhancing the country's global appeal.

Why It's Attractive: Zambia's rich natural heritage and growing tourism infrastructure create dynamic opportunities for investments in hospitality and leisure projects that cater to an international clientele.

MANUFACTURING & INDUSTRIAL DEVELOPMENT

Emerging Industrial Base: A rising domestic market and regional trade partnerships are fueling growth in manufacturing sectors such as agro-processing, textiles, and light industry.

Skilled Workforce: A young and increasingly skilled labor force supports industrial expansion and innovation.

Strategic Location: Zambia's position as a regional trade hub facilitates access to neighboring markets, enhancing the competitiveness of manufactured goods.

Why It's Attractive: Investment in manufacturing can leverage Zambia's competitive labor market and regional connectivity, driving scalable growth in both domestic and export-oriented industries.

References

- **African Development Bank Group (2024) Zambia Economic Outlook.** Available at: <https://www.afdb.org/en/countries/southern-africa/zambia/zambia-economic-outlook>
- **World Bank (2024) Zambia Overview.** Available at: <https://www.worldbank.org/en/country/zambia/overview>
- **International Monetary Fund (IMF) (2023) Republic of Zambia: 2023 Article IV Consultation-Press Release; Staff Report; and Statement by the Executive Director for Zambia.** IMF Country Report No. 23/316. Available at: <https://www.imf.org/en/Publications/CR/Issues/2023/10/10/Republic-of-Zambia-2023-Article-IV-Consultation-Press-Release-Staff-Report-and-Statement-538794>
- **Zambia Statistics Agency (2023) 2022 Census of Population and Housing Preliminary Report.** Available at: <https://www.zamstats.gov.zm/>
- **United Nations Data (2024) Zambia Country Profile.** Available at: <https://data.un.org/en/iso/zm.html>

1. EASTERN TROPICAL FRUITS

Strategic investments that drive sustainable economic development.

Raising (US\$): \$4.8m

Current Revenue: Entity Not Yet Established

Executive Summary

The Project involves the development and construction of a fruit and vegetable processing plant in Katete District in the Eastern Province of Zambia. The ETF project will operate under the company Eastern Tropical Fruits Limited, a subsidiary of the Zambia Fruit Company (ZFC), wholly owned by the Industrial Development Cooperation (IDC). The IDC is a State-Owned Enterprise (SOE) charged with the mandate to spearhead the Zambian Government's commercial investments agenda aimed at strengthening Zambia's industrial base and job creation. The Project was commissioned in 2022. The ETF plant is comprised of a processing line, packaging line, bottling line, refrigeration facilities, boilers and heating facilities and water and power utility infrastructure.

The Project will cost USD 3.7 million to cover key costs such as land acquisition, project development costs, civil works and construction, working capital requirements, equipment procurement and installation. USD 1.3 million has been secured through IDC, which is now seeking USD 2.4 million to close the financing gap.

Deal Book Contact: Deputy Head of Investments

Name: Mulumba Lawatula

Company: Industrial Development Corporation

Email: Mulumba.lwatula@idc.co.zm

Website: <https://www.idc.co.zm/>

2. ENTOMO FARM

The leading provider of affordable, sustainable, healthy, and organic feed options for small and medium-scale farmers.

Raising (US\$): \$3.0m

Current Revenue: Revenue Greater than \$1m per year

Executive Summary

Entomo Farm turns food waste into a sustainable, organic and inexpensive livestock feed and fertiliser and food options for small and medium livestock and aquaculture farmers through Black Soldier Fly farming. Insect farming, although relatively new to Zambia, can help contribute positively to SDG 1, 2, 3, 5, 8 and 13, which in turn will assist the country to fulfil its pledge of reducing green greenhouse gas emissions by 25% by 2030. In 2021, Entomo Farm constructed its insectarium and began prototyping and in 2022, the company commenced feed and feed base production and has a working minimum viable product. The company is currently testing with a few paying clients who are mainly into chicken and fish farming. The company needs US\$2.8 million in the form of equity for infrastructure and equipment for a new product line to include small pet food, training, research and development, additional labour, marketing/advertising and branding. Priscilla, the CEO, has over 4 years of experience and has recently been honoured with the prestigious 2024 Women in Sustainability Award, from the ZEE Women in Banking Awards by ZANACO, recognising her outstanding leadership and contributions to sustainable farming practices. The Project is highly profitable with net profit margins rising from 30% in year 1 to 40% in year 5. While consolidated production of insect meal for feed, frass fertiliser and oil are collectively expected to increase from 4,000 tonnes in year 1 to 10,000 tonnes in year 5. There is available domestic market, which includes light industries in the food processing sector in Zambia that use protein to produce stock feed, farmers that need fertiliser to grow various crops, and pharmaceutical companies that require oil to produce various cosmetics. The market also includes various consumers who demand stock feed and fertiliser for personal consumption as well as agents and traders who buy feed and fertiliser for resale. Currently, Zambia has an annual fish deficit of about 87,000 metric tons.

Deal Book Contact: CEO

Name: Priscilla Musenge

Company: Entomo Farm

Email: priscillah@live.co.uk

3. wCap Limited

Equifund 1 - US\$10 M Fund

wCap Limited has launched an early-stage USD 10 M gender lens and climate impact fund for Southern Africa

Raising (US\$): \$10.0m

Current Revenue: No Revenue Yet Executive

Executive Summary

wCap Limited is a pioneering female-owned investment management firm located in Lusaka, Zambia. Established in May 2020, wCap was founded by Nyeji Mhango, Yvonne Mpala and Melissa Gray to address the critical funding gap that women-owned businesses often face in Southern Africa. wCap Limited is dedicated to advancing economic empowerment for women and mitigating climate change effects in the Southern African region. We are a first mover in the early-stage gender lens investing space in Zambia. we offer climate finance with a gender lens, serving the Southern African region, which is underserved by private capital.

Equifund Fund I is a US\$10M hybrid (debt/equity) fund that will invest in 11 early-stage businesses in Southern Africa. Allocation: 50% gender lens, 75% climate verticals. Minimum investment: USD1 M for institutional investors or USD200,000 for qualified high-net-worth individuals.

<https://womencapital.co/>

4. FIG TREE FRUIT PROCESSING

Fruit and vegetable production all year round

Raising (US\$): \$9.0m

Current Revenue: No Revenue Yet

Executive Summary

A fruit and vegetable processing plant that will adopt a hybrid technology allowing a single processing line to switch and process a variety of fruits all year round. The envisaged primary finished products from the hybrid processing plant will be tomato paste, tomato sauce, tomato chutney and tomato puree. It will also have capabilities to produce fruit juices, pulp, and jams.

The Project is expected to generate positive operating cash flows during operations. The project is expected to achieve a sustainable 56 to 60% Gross Profit Margin, 31 to 37% EBITDA Margin and 0 to 22% Net Profit Margin. The project payback period is 8 years with an Internal Rate of Return (IRR) of 40.4%. The project is expected to generate post-debt service free cash flows in excess of US\$ 13.23 million over the first ten years of operation.

The Project is open for FDI through a minority or majority stake. The key project costs include equipment procurement and installation, civil works, utility vehicles, development costs and working capital. The IDC has secured US\$ 681,000 for early-stage development activities, consultation services and civil construction and is now seeking equity partners to close the financing gap of US\$ 9.2 million.

Deal Book Contact: Deputy Head of Investments

Name: Mulumba Lawatula

Company: Industrial Development Corporation

Email: Mulumba.lwatula@idc.co.zm

Website: <https://www.idc.co.zm/>

5. GIGAWATT RENEWABLES ZAMBIA

New 71 MW Solar-Wind Hybrid Plant to Generate \$16M Annually, Achieve 84% EBIDTA and 9.7% IRR, Operational in 18 Months

Raising (US\$): \$90.0m

Current Revenue: Revenue Less than \$1m per year

Executive Summary

This project involves the establishment of a 71 MW solar-wind hybrid plant project. The time from financial close (FC) to Commercial Operation Date (COD) for the hybrid plant is expected to be 18 months, including both the wind and solar components together with the grid interconnection. The project is expected to be profitable with estimated annual sales at \$16,212,000 by the second year of operation, EBIDTA at 84% and IRR of 9.70%. The plant life has been estimated at 25 years.

The Zambian energy market is dominated by hydropower, making up 85% of electricity generation. However, frequent energy deficits and load shedding have led to a push for diversification with investments in solar, wind, and biomass. ZESCO manages the transmission and distribution network, and the government is encouraging private sector involvement and improving infrastructure. Zambia is part of the Southern African Power Pool, facilitating regional electricity trade. The market is transitioning towards more renewable energy and sustainable supply.

Open for FDI through a Joint Venture to raise \$90m

Website: <https://gigawattglobal.com/>

6. LUFUBU HYDRO POWER

163MW Hydropower 3-part cascade scheme project

Raising (US\$): \$700.0m

Current Revenue: No Revenue Yet

Executive Summary

The Lufubu hydropower scheme Project is a new project to be developed on the Lufubu River Basin in Mpulungu and Nsama District of Northern Province. It is aimed at strengthening the national grid supply and stability, contributing to economic growth as well as unlocking tourism and investment potential in the northern part of Zambia. The Lufubu River runs through the Northern Province and is one of the inflows into Lake Tanganyika. The proposed Hydropower cascade scheme project will consist of a cascade of three (3) power plants to be constructed along the Lufubu River and these will be; the Lufubu 1 (installed phase 1 capacity of 66MW), Lufubu 2 (43MW) and Lufubu 3 (54MW) giving a total phase 1 installed capacity of 163MW at plant factor of 90% as a first stage development, which can later be expanded to 326MW when peaking power market is developed. The power plants will be interconnected by 132 kv transmission lines. The project has a 4-year construction period. All feasibility studies, including geotechnical investigations and preliminary project designs, were completed. Environmental and Social Impact Assessments for the hydropower scheme and transmission lines were completed and approved by the Zambia Environmental Management Agency (ZEMA).

The project is seeking USD700 million mezzanine financing, preferably FDI through a minority stake.

Deal Book Contact: CEO

Name: Katai E. Kachasa

Company: Lufubu Power Company Limited

Email: kachasa@lufubupower.co.zm

7. LYENI INVESTMENTS

Zambia's Finest Food Processing Company

Raising (US\$): \$0.5m

Current Revenue: Revenue Less than \$1m per year

Executive Summary

Established in 2018, Lyeni is an Agribusiness that processes meat through smoking. Our main product is fish; we do other value additions to it, such as drying, salting, fish powder, snacks, and oils that we would like to commercialise on a larger scale. Lyeni Investment would like to play a major role in the fish value chain by increasing the accessibility to safe and quality processed fish. This will help in reducing fish wastage by preservation through salting, drying and hot smoking. The company will be the ready market for the fish farmers, creating employment for women and youth in production and marketing. Lyeni wants to expand its business and to build capacity to source fish from farmers across the nation, distribute the processed fish across the nation and beyond. Lyeni Investment would like to build a fish processing plant in Lusaka and Mufulira.

Open for FDI through a minority stake.

Deal Book Contact:

Name: Edina Chama Kalala

Company: LyeniInvestment Limited

Email: ednakalala@gmail.com

8. Miodon Aquatics Fish Farm

The first climate smart, renewable energy powered fish farm in Zambia.

Raising (US\$): \$25.0m

Current Revenue: No Revenue Yet

Executive Summary

Miodon Aquatics is a fish farming company. We have built a 1ha In Pond Raceway System (IPRS) pilot project. Our aim is to build a fully vertically integrated system, with more ponds, a filleting factory and a feed plant, all powered via renewable energy. The rationale is to produce an exportable product to ensure a foreign currency income, which will mitigate any risks from exchange rate devaluations in the local currency. There will be produce sold locally as well to cover operational costs. Our holistic approach involves using the latest climate-smart In Pond Raceway System to grow the fish, and renewable energy to run all the systems. Even the waste, sludge removed from the raceways and fish viscera from the processing plant will also be utilised to make organic fertiliser. All the facets of the business are aimed at improving yield, lowering the footprint, and being as climate-smart and environmentally friendly as possible. These systems will all work together to make a highly profitable and sustainable business, producing much-needed protein for the many hungry mouths in Africa. This will help in addressing the high malnutrition rates in Zambia. Our business model will be easy to replicate in various locations and scalable.

The investment sought is USD25 million through equity and debt.

9. MULUNDU HOLDINGS

Creating products and services that shape industry trends and provide solutions for our customers

Raising (US\$): \$8.2m

Current Revenue: Revenue Less than \$1m per year

Executive Summary

Mulundu Holdings Limited (MHL) is a Zambian investment holdings company that encompasses multiple companies operating in various sectors of the economy, including Agriculture & Aquaculture.

With regards agriculture, we intend to develop a combination of hard and soft infrastructure on 1,000 hectares which will support the emergence of a community of small and medium sized farmers anchored by a core venture crop, poultry and cattle feedlot farming operation run by MHL. The core venture operations will provide a market for the produce emanating from small and medium scale farmers.

On the other hand, the aquaculture operation will involve running two cycles of production per annum with each cycle spanning between 4 to 5 months. The operation shall include the end-to-end value chain to include hatchery and production of fingerlings, right through to producing processed fish in the form of packaged fillets and smoked fish for the domestic as well as export market.

For the agriculture project, the financing requirement is USD 5,461,500 and the aquaculture project requires USD 2,700,000. Both projects are open for FDI through a Joint Venture.

Website: <http://mulunduholdings.co.zm/>

10. MUPAPA WOOD

Manufacturing of timeless, sustainable, and innovative hardwood products.

Raising (US\$): \$0.5m

Current Revenue: Revenue Less than \$1m per year

Executive Summary

Mupapa Wood has a number of objectives and goals we hope to tackle and achieve with additional investment. These Objectives are:

1. Construction of a new factory – With already acquired land, Mupapa Wood hopes to construct a factory in Buckley, on the south side of Lusaka, Zambia. This is expected to start in the next 1 to 2 years. This Factory will be designed to allow the company to truly customize the working areas in order to create a more efficient and modern work environment for employees and management.
2. Procurement of new Workshop Equipment – with the additional investment and new machinery, we would then be able to provide the required equipment for the craftsmen within the factory and help them improve their rate of production.
3. New Vehicles – With the additional investment, we hope to purchase a new truck to improve delivery times on our larger items, as well as give us more flexibility when strategising logistics.
4. Mupapa hopes to also purchase a new office vehicle in order to allow management and supervisors more flexibility when visiting existing and potential clients.
5. Marketing – Mupapa Wood would like to increase its domestic and international marketing budget.
6. Corporate Social Responsibility – As Mupapa Wood expands and grows as a company, we understand that with the increase in production, our demand for raw timber will then increase. With some additional investment, we would like to set up a project that will help us give back to the environment.

Open to FDI through minority stake, particularly Equity and Debt.

Deal Book Contact: Operations Manager

Name: Ruth Ironside

Company: Mupapa Wood Ltd

Email: ruth.ironside@mupapawood.com

11. Musamu Resources Limited

Musamu Resources' Chipili Manganese Mine Generates \$8M Annually, producing 200,000 Tons with a \$3.7M Profit.

Raising (US\$): \$20.0m

Current Revenue: Revenue Greater than \$5m per year

Executive Summary

Musamu Resources own a manganese mine in Chipili district in Luapula province with a valid mining license and all other necessary paperwork to carry out production. The mine is currently producing 200,000 tons of Manganese Ore per annum and the mines annual revenue is USD8million per year with a profitability of USD3.7 million per year.

Zambia is a significant manganese producer in Africa, with major deposits in the Luapula and Northern provinces. The sector contributes to the country's GDP through exports, with local and international companies like Musamu Resources leading production. Key challenges include inadequate infrastructure, regulatory issues, and limited domestic processing facilities. The government is promoting investment and improving infrastructure to enhance the sector. With global demand for steel and batteries rising, Zambia's manganese market has strong growth potential, particularly if it can develop value addition and address existing challenges.

Annual revenue is USD8million per year with a profitability of USD3.7million per year. Open for FDI through a Joint Venture looking to raise \$20m

<https://www.manganese.org/>

12. Ngonye Hydroelectric Project

180MW of New Renewable Electricity Generation for Zambia.

Raising (US\$): \$650.0m

Current Revenue: No Revenue Yet

Executive Summary

The Ngonye Falls Hydroelectric Project is a project by Western Power Company located on the Zambezi River in the Western Province of Zambia. The project is worth more than \$600m and will be the largest run-of-river hydro in Zambia, and the design is run-of-river, which means there is no dam and no storage of water. A portion of the river's flow is diverted for power generation and then immediately fed back into the river. This means that downstream of the powerhouse, the project has no impact on the amount of water in the river or on any other users of water. The project does not include a dam or a reservoir (lake), it also has a very low environmental impact and produces almost zero greenhouse gases. However, as the project is run-of-river, it does not have the ability to store water (and therefore electricity) during times when the river is in flood. This means that extra electricity cannot be generated during drought periods. For this reason, the electricity generation from the project will be dependent on the amount of water flowing in the river at any given time.

The technical and financial feasibility of the project has been proven. The project has development and funding partners which are African Power Projects (APP) InfraCo Africa and The Development Bank of Southern Africa (DBSA).

Western Power will employ a Project Finance structure to raise the money required to construct the project. Project Finance is commonly used to finance large infrastructure projects as it uses the security of a long-term contract – in this case a contract to sell electricity for 25 years – as security to borrow up to 80% of the project cost from a group of lenders or Development Finance Institutions. The Project seeks debt of US\$650 million.

<https://www.westernpower.org/>

13. Northwestern Energy

Established to distribute and supply electricity

Raising (US\$): \$105.0m

Current Revenue: No Revenue Yet

Executive Summary

North-Western Energy Corporation (NWE) Limited was incorporated in July 2007. NWE is a 98% subsidiary of ENFIN Limited ("Enfin"), which is an investment holding company and a private consultancy firm specialising in providing advisory services in energy, mining, taxation and infrastructure areas. The Company was incorporated in June 2007 as a special purpose vehicle ("SPV") to Build Own and Operate ("BOO") electricity distribution and supply infrastructure that provide electricity to the residential mining townships in Northwestern Province of Zambia and to take advantage of the growing demand for the electricity driven by the growth in investments in the mining sector. NWE is the only licensed private power distribution company in Zambia and distributes North-Western Province, which is home to some of the largest Copper mines in Africa, such as Lumwana Mine owned by Barrick Gold Corporation and Kansanshi Copper Mines, which is owned by First Quantum Minerals (FQM).

NWE is seeking an equity partner to aid the company in reaching its full potential and is therefore open to a 75% equity purchase at \$32.1 million. In addition, the investor(s) would be expected to refinance the existing medium-term loan (\$3.2 million); aid with the ongoing expansion projects (distribution and reticulation network) at \$4 million; the Solwezi concession shareholders loan at 58 million; bringing the total equity funding requirement to \$104.719 million inclusive of transaction fee at 3%. The investor(s) will also be expected to provide extra technical expertise. The company is expected to generate positive operating cashflows with gross profit margins of 39% and a steady increase in the EBITDA Margin of 13% in 2022 to 19% in 2026.

Website: <https://www.northwesternenergycorp.com/>

Deal Book Contact: Consultant

Name: Limbikani Lungu

Company: North Western Energy Corporation Limited

Email: limbikani@efin.co.zm

14. ROAD DEVELOPMENT AGENCY

Consultancy for feasibility study, solicitation prep, advisory, and design review for M10 rehab from Livingstone to Sesh

Raising (US\$): \$148.4m

Current Revenue: Revenue Greater than \$10m per year

Executive Summary

Consultancy services for the feasibility study, solicitation document preparation, transaction advisor and design review for the rehabilitation of the M10 from Livingstone to Sesheke (212km) in the Southern Province of Zambia

Looking to get into a Public-Private Partnership and raise \$140.4m

<https://www.rda.org.zm>

15. ROAD DEVELOPMENT AGENCY

Overpass Road from Ten Miles Mungule Road Junction in Chibombo District to the Chilanga Cement Roundabout in Chilanga

Raising (US\$): \$363.0m

Current Revenue: Revenue Greater than \$10m per year

Executive Summary

The project involves the construction of an Overpass Road from Ten Miles Mungule Road Junction in Chibombo district to the Chilanga Cement Roundabout in Chilanga district in Lusaka Province. The road construction sector in Zambia is vital for economic development, enhancing trade, transportation, and connectivity. Key projects like Link Zambia 8000 and the Lusaka-Ndola Dual Carriageway highlight significant investments in infrastructure. The government, through the Road Development Agency, plays a crucial role, with funding from government budgets, international loans, and Public-Private Partnerships. Challenges include funding shortages, maintenance issues and limited local capacity. However, the sector presents opportunities for regional integration, economic growth, and investment. The outlook is positive, driven by the need for better infrastructure and continued government commitment.

The road construction sector in Zambia is vital for economic development, enhancing trade, transportation, and connectivity. Key projects like Link Zambia 8000 and the Lusaka-Ndola Dual Carriageway highlight significant investments in infrastructure. The government, through the Road Development Agency, plays a crucial role, with funding from government budgets, international loans, and Public-Private Partnerships. Challenges include funding shortages, maintenance issues and limited local capacity. However, the sector presents opportunities for regional integration, economic growth, and investment. The outlook is positive, driven by the need for better infrastructure and continued government commitment.

Looking to get into a Public-Private Partnership to raise \$363m.

<https://www.rda.org.zm>

16. SHAKESPEARE COURT

Why You Should Invest in Shakespeare Court: A Prime Real Estate Opportunity

Raising (US\$): \$5.0m

Current Revenue: Revenue Less than \$1m per year

Executive Summary

Investing in Lusaka's Hospitality industry offers two prime opportunities: A Premium Serviced Apartment Property and a Professional Hospitality Management Service. Serviced apartments are in high demand due to Lusaka's economic growth, attracting expatriates, business professionals, and international travellers. These properties provide high occupancy rates, consistent rental income, and long-term capital appreciation. Investors benefit from passive income through a hands-off management approach.

The Hospitality Management Service fills a market gap by offering tailored management solutions for property owners, handling operations, marketing, guest services, and maintenance. This scalable business model allows the management company to grow its portfolio, presenting significant revenue growth potential. Both investments offer stable returns and the chance to tap into a rapidly expanding market, combining ethical business practices with long-term profitability.

We are seeking USD 5 million for a full acquisition of both segments of the business.

Website: www.LusakaPropertyInvestment.com

17. STATUS HI-TECH PROJECT

Manufacture of Personal Protective Equipment (PPE) and Fire Fighting Equipment

Raising (US\$): \$3.0m

Current Revenue: Revenue Greater than \$1m per year

Executive Summary

Status Hi- Tech Zambia Limited is a 100% Zambian owned company established in 1998. The company specializes in the supply, control and management of Personal Protective Equipment (PPE) and Fire Fighting Equipment throughout industry including mining, agriculture, manufacturing, petroleum and power generation Industries. The company also provides specialised occupational and environmental safety consultancy services. The head office is in Chingola and has 4 branches in Zambia (Lusaka, Kitwe, Solwezi and Kalumbila) and 1 subsidiary in the Democratic Republic of Congo. Main products and services produced are Personal Protective Equipment (PPE), Fire-Fighting Equipment, and Occupational Hygiene and Environmental Consultancy. The company also intends to eventually move higher in the value chain (through manufacturing and wholesaling), offer more expert services, and penetrate other export markets.

The company is seeking a capital injection to expand its product and service offerings through FDI. The expansion plans are company-wide but will be focused more on Chingola and Solwezi subsidiaries, where the company infrastructure is concentrated and most of the market lies. The total cost of the capital injection required is \$ 3 million, which is supposed to be deployed as follows: \$1million for CAPEX (buildings and equipment) and \$2 million for working capital (i.e. stock, project funding and export financing). The project is expected to succeed because the market is readily available, and the business is highly profitable with a net profit after tax of $\geq 25\%$. The project is open for FDI through a minority stake.

Website: www.statushitech.co.zm

18. UMLIMI INVESTMENTS LIMITED

Char-briquettes to fight deforestation and improve the livelihoods of Zambian people

Raising (US\$): \$1.0m

Current Revenue: No Revenue Yet

Executive Summary

Umlimi, in partnership with OTAGO, aim to set up and run a factory for the production of high-quality and sustainable char briquettes destined for the local Zambian market. Our char briquettes will be made from 100% recycled biomass, which means Zambian customers will transition from using unsustainable and hazardous charcoal (or firewood) to healthier renewable energy for cooking. The project will focus on achieving a conservation-based economy by creating an innovative approach to creating value through the conservation of our forest lands, resulting in the creation of new agricultural commodity revenue streams. The time from financial close (FC) to Commercial Operation Date (COD) for the char-briquettes factory is 6 months. After 2/3 years, leveraging the modularity of OTAGO's production system, production capacity is projected to increase from 360 tonnes to 720 – 1,440 tonnes per year with a 20% export share after 2 – 3 years. This would simultaneously increase the revenues of the business and sensibly reduce its direct and indirect costs by leveraging economies of scale.

Open for FDI through a minority stake. Equity and Debt.

Website: <https://otago-global.com/>

CorporateVideoLink https://drive.google.com/file/d/1TYdVoNypcPBqVZozZjTcz0joH4KI_1Kp/view?usp=sharing

19. ZAMBIA 40 MW WIND FARM

40MW Zambia Wind Farm

Raising (US\$): \$3.0m

Current Revenue: No Revenue Yet

Executive Summary

Squarelip One Wind Farm Corporation Ltd ("SOWFCL") has completed pre-feasibility studies for a wind farm in Mpika, Zambia. The results indicate the project has an estimated after-tax equity IRR of 21%. Feasibility study rights have been obtained from the Government of Zambia to proceed to feasibility studies.

Financial viability: Indicative quotes have been obtained for feasibility studies, engineering, procurement and construction (EPC); and operations and maintenance (O&M). The quotes have been used to develop the project financial model. The estimated after-tax equity IRR is 16%.

Market Opportunity: Zambia and the wider SADC region are experiencing an energy supply deficit. Zambia's electricity network operates on an open access framework that allows Independent Power Producers to sell energy to any off-taker. Potential off-takers have been identified for the Mpika Wind Farm.

Technical Feasibility: SOWFCL has entered into a non-binding Memorandum of Understanding with Sany Renewable Energy Co., Ltd ('Sany') to collaborate on the development of the project, with Sany being a potential turbine supply and installer.

Energy yield assessment: The identified site has a good wind resource suitable for the development of a wind farm. The preliminary energy yield assessment undertaken indicates an expected P50 annual energy production of 135 GWh, a P50 net capacity factor of 38.5%.

<https://www.squarelip.com/>

20. ZEDF FUND RAISING

Raising US\$25m fund investing in small & medium enterprises in Zambia with a bias to financing non-traditional exports.

Raising (US\$): \$25.0m

Current Revenue: Revenue Less than \$1m per year

Executive Summary

Our Fund is dedicated to contributing to the diversification of Zambia's economy, GDP growth and creation of new jobs in target non-traditional sectors. We strive to generate positive, measurable socio-economic and environmental impact alongside a financial return. With seed capital from the European Union, funding support from other investors can enable us to provide funding support and investment in innovative businesses and SMEs and projects addressing poverty alleviation and deal with climate change, and inequality. Our approach is to provide affordable and accessible financing to lower-tier businesses in the value chains for export-oriented goods and services. We have established that SMEs and firms are short of affordable finance to support non-traditional exports, and we intend to use working capital, pre- and post-shipment finance and reverse factoring models to address the missing middle financial gap.

Investment Focus:

1. Sustainable agriculture and agribusiness: facilitating access to SMES and firms across key value chains. Businesses across value chains that provide essential services and products to underserved communities are also catered for.

2. Sustainable non-copper & non-cobalt mining projects: helping artisanal miners access funding support to develop their enterprises and increase participation in the processing and added value extractive industries.

3. Sustainable value addition across non-traditional export sectors and resolution of the missing middle in the financial infrastructure.

4. Sustainable green technologies and projects: Funding projects and waste management practices that promote climate-smart businesses.

Target Returns: Financial: Aiming for an annual return of 8-12% over a 5-year period.

Asia

Asia, the world's largest and most populous continent, is an economic powerhouse characterized by extraordinary diversity and rapid growth. Home to advanced economies such as Japan, South Korea, and Singapore alongside emerging markets like India, Vietnam, and Indonesia, Asia drives global economic trends through innovation, manufacturing, and technology.

Major infrastructure initiatives—such as China's Belt and Road Initiative—have reshaped trade routes and investment flows across the region, while burgeoning middle classes in many countries are fueling domestic consumption and transforming market landscapes. Additionally, Asia's dynamic integration of traditional industries with cutting-edge digital technologies has spurred significant advancements in sectors like renewable energy, telecommunications, and e-commerce, positioning the continent as a key catalyst for global economic progress.



East Asia:

- China
- Japan
- Mongolia
- North Korea
- South Korea
- Taiwan

Southeast Asia:

- Brunei
- Cambodia
- Indonesia
- Laos
- Malaysia
- Myanmar
- Philippines
- Singapore
- Thailand
- Timor-Leste
- Vietnam

South Asia:

- Afghanistan
- Bangladesh
- Bhutan
- India
- Maldives
- Nepal
- Pakistan
- Sri Lanka

Central Asia:

- Kazakhstan
- Kyrgyzstan
- Tajikistan
- Turkmenistan
- Uzbekistan

Foreign Direct Investment Agencies in Asia

Afghanistan – Invest in Afghanistan – <https://investinafghanistan.af/>

Armenia – Enterprise Armenia – <https://www.enterprisearmenia.am/>

Azerbaijan – Azerbaijan Export and Investment Promotion Foundation (AZPROMO)

Bahrain – Bahrain Economic Development Board (EDB) – <https://www.bahrainedb.com/>

Bangladesh – Bangladesh Investment Development Authority (BIDA) – <https://www.bida.gov.bd/>

Bhutan – Invest Bhutan – <https://www.investbhutan.gov.bt/>

Brunei – Brunei Economic Development Board (BEDB) – <https://www.invest.gov.bn/>

Cambodia – Council for the Development of Cambodia (CDC) – <https://cdc.gov.kh/>

China – Ministry of Commerce (MOFCOM) – <http://english.mofcom.gov.cn/>

Georgia – Enterprise Georgia – <https://www.enterprisegeorgia.gov.ge/>

India – Invest India – <https://www.investindia.gov.in/>

Indonesia – Indonesia Investment Coordinating Board (BKPM) – <https://www.bkpm.go.id/>

Japan – Japan External Trade Organization (JETRO) – <https://www.jetro.go.jp/en/>

Kazakhstan – Invest Kazakhstan – <https://invest.gov.kz/>

Kuwait – Kuwait Direct Investment Promotion Authority (KDIPA) – <https://kdipa.gov.kw/>

Kyrgyzstan – Kyrgyz Investment and Credit Agency (KICA) – <http://www.invest.gov.kg/>

Laos – Lao Investment Promotion Department (LIPD) – <https://investlaos.gov.la/>

Malaysia – Malaysian Investment Development Authority (MIDA) – <https://www.mida.gov.my/>

Maldives – Invest Maldives – <https://investmaldives.gov.mv/>

Mongolia – Investment and Trade Agency of Mongolia (ITA) – <https://investmongolia.gov.mn/>

Myanmar – Directorate of Investment and Company Administration (DICA) – <https://www.dica.gov.mm/>

Nepal – Investment Board Nepal (IBN) – <https://www.ibn.gov.np/>

Pakistan – Board of Investment (BOI) Pakistan – <https://invest.gov.pk/>

Philippines – Board of Investments (BOI) – <https://www.boi.gov.ph/>

Singapore – Singapore Economic Development Board (EDB) – <https://www.edb.gov.sg/>

South Korea – Invest KOREA – <https://www.investkorea.org/>

Sri Lanka – Board of Investment of Sri Lanka (BOI) – <https://www.investsrilanka.com/>

Taiwan – Invest Taiwan – <https://investtaiwan.nat.gov.tw/>

Tajikistan – TajInvest – <https://tajinvest.tj/>

Thailand – Thailand Board of Investment (BOI) – <https://www.boi.go.th/>

Timor-Leste – TradeInvest Timor-Leste – <https://www.tradeinvest.tl/>

Turkmenistan – Invest in Turkmenistan – <http://www.invest.gov.tm/>

Uzbekistan – Invest Uzbekistan – <https://invest.mii.uz/en>

Vietnam – Invest Vietnam – <https://www.investvietnam.gov.vn/>



Armenia



General Country Profile

Capital	Yerevan
Population	~3.0 million (approx.)
Area	~29,743 km ²
Climate	Continental climate with hot, dry summers and cold, snowy winters; mountainous regions experience more severe weather
Languages	Armenian (official); English is also widely spoken
Currency	Armenian Dram (AMD)
Time Zone	Armenia Time (AMT), UTC+4
Religions	Predominantly Christianity (mainly Armenian Apostolic Church), with small communities of Catholics, Protestants, and others
Legal System	Civil law system influenced by European legal traditions
Additional Info	Armenia has a rich cultural heritage and a growing high-tech industry, with significant emphasis on developing innovation and regional trade integration

Key Macro-Economic Indicators

GDP (Nominal), billion USD

25.8

GDP Growth Rate

5.9%

GDP Per Capita, thousand USD

8501

Inflation Rate

0.3%

Unemployment Rate

13.9%

External Debt (% of GDP)

25.02%

Current Account Balance (% of GDP)

-3.9%

Exchange Rate, per 1 USD

392.73 AMD

Fiscal Balance (% of GDP)

-5.9%

Key Sectors

High Tech
Tourism and Hospitality
Education and Training
Agriculture
Manufacturing

WHY INVEST IN ARMENIA?

Armenia is emerging as a dynamic hub for international investors due to its strategic location in the Caucasus and close ties with regional and global markets. The government promotes a welcoming investment climate through reforms, digital initiatives, and competitive tax policies.

Digital Economy & High Tech

Overview Armenia is rapidly becoming a center for digital innovation, with Yerevan evolving into a tech hub. The country has a burgeoning startup scene supported by government initiatives and a skilled pool of engineers, researchers and developers.

Highlights

- **Startup Ecosystem:** Multiple tech incubators and accelerators are paving the way for innovative digital businesses.
- **E-Governance:** Modern e-government initiatives streamline public services, enhancing the business climate.
- **Regional Integration:** Seamless connectivity with European and Asian markets bolsters growth.

Why It's Attractive A robust high-tech infrastructure, affordable talent, and supportive government policies encourage investments in R&D, semiconductor, software development, and AI.

Financial & Professional Services

Overview Armenia's evolving financial sector is marked by steady progress in digital payments and fintech innovations. A reformed regulatory framework and growing demand for professional services mirror trends seen in other dynamic economies.

Highlights

- **Modern Banking:** Increased adoption of fintech solutions and digital banking services.
- **Regulatory Framework:** Alignment with international standards increases transparency and investor confidence.
- **Global Outreach:** Companies can leverage the location and digital infrastructure to serve broader markets.

Why It's Attractive A stable business environment and modern financial services infrastructure support scalable operations.

Manufacturing & Industrial

Overview The manufacturing sector in Armenia is on the rise, driven by skilled labor and modern production techniques in industries such as electronics, machinery, and precision equipment.

Highlights

- **High-Tech Production:** Upgrading traditional manufacturing with digital technologies.
- **Industrial Clusters:** Emerging zones offering tax incentives, infrastructure support, and proximity to raw materials.

- **Export Oriented:** Strong trade links with neighboring regions and growing interest from European partners.

Why It's Attractive Competitive operational costs, combined with a highly skilled workforce, make Armenia an appealing destination for manufacturing investments.

Logistics & Transport

Overview With its strategic position on major transit routes between Europe and Asia, Armenia is enhancing its logistics capabilities. Modernization initiatives in road, rail, and air transport systems are underway.

Highlights

- **Strategic Location:** Acts as a gateway for trade between regional markets and the world.
- **Infrastructure Development:** Investments in modern facilities support efficient cargo and passenger movement.
- **Digital Integration:** Advanced tracking and e-logistics solutions enhance supply chain transparency.

Why It's Attractive Improved connectivity and infrastructure reduce logistical costs and facilitate international trade.

Tourism & Hospitality

Overview Armenia blends ancient heritage with modern attractions, drawing tourists to its rich cultural sites, mountainous landscapes, and vibrant cities. The government and private sectors are investing in boutique hotels and cultural experiences.

Highlights

- **Cultural Heritage:** Historic sites, monasteries, and UNESCO-listed locations enrich the tourist experience.
- **Nature & Adventure:** Scenic landscapes and outdoor activities offer year-round tourism opportunities.
- **Hospitality Growth:** Increasing investments in luxury and eco-friendly accommodations.

Why It's Attractive Digital marketing strategies enable local businesses to promote the country globally. Find more details at Visit Armenia.

Green Energy & Sustainability

Overview Armenia is committed to sustainability, focusing on renewable energy projects such as solar and wind power. The country is investing in clean technology, smart grids, and energy storage systems.

Highlights

- **Renewable Energy Projects:** Development of small-scale solar plants and wind farms.
- **Innovative Solutions:** Emphasis on clean tech through partnerships with local startups and international organizations.
- **Government Support:** Access to grants and EU-inspired initiatives for sustainable development.

Why It's Attractive Growing demand for green energy solutions creates significant long-term investment opportunities in renewables.

Agriculture & Food Processing

Overview Armenia's agriculture sector, though traditional, is undergoing modernization. Emphasis is placed on organic farming, artisanal products, and value-added food processing that caters both to local consumption and export markets.

Highlights

- **Organic & Niche Products:** Emerging opportunities in organic produce, specialty wines, and artisanal dairy products.
- **Modern Farming Techniques:** Integration of technology in farming improves yield and efficiency.
- **Export Potential:** Strategic geographic location acts as a natural bridge to European and Middle Eastern markets.

Why It's Attractive Government incentives and a favorable climate create an environment ripe for innovation in agriculture and food processing.

References

- **Asian Development Bank (2024) Armenia: Economy.** Available at: <https://www.adb.org/countries/armenia/economy>
- **World Bank (2024) Armenia Overview.** Available at: <https://www.worldbank.org/en/country/armenia/overview>
- **International Monetary Fund (IMF) (2023) Republic of Armenia: 2023 Article IV Consultation-Press Release; Staff Report; and Statement by the Executive Director for Armenia.** IMF Country Report No. 23/208. Available at: <https://www.imf.org/en/Publications/CR/Issues/2023/07/31/Republic-of-Armenia-2023-Article-IV-Consultation-Press-Release-Staff-Report-and-Statement-538747>
- **United Nations Data (2024) Armenia Country Profile.** Available at: <https://data.un.org/en/iso/am.html>

FDI OPPORTUNITIES - ARMENIA

CRYSTAL LAKE HOLDING, INC. - MULTI-FUNCTIONAL HOTEL, CONVENTION, SOLAR AND LAKESIDE RESORT COMMUNITY DEVELOPMENT.

Tourism, Real Estate, and Energy Sectors

Contact: Alec Baghdasaryan - Founder

Agency: Crystal Lake Holdings LLC

Phone: +18184029932

Email: alec@iigservices.com

Crystal Lake is a year-round Resort and Convention Center project for Sevan Armenia offering family-friendly activities in a 25,000SQM, 5-story glass atrium setting complete with extraordinary amenities, including hotel rooms, dining, shopping, spa, entertainment and fun activities for everyone. In addition, project includes 150 residential cottages and a 15MW solar power plant project.

Investment Sought: 77 000 000 USD

Investment Type: Debt / Loan, Private Equity

Feasibility: Feasibility Study Available



CEMENT FACTORY, MANUFACTURING

Construction Materials / Manufacturing

Contact: Sargis Israelyan - Stockholder

Agency: Luyser CJSC, HSKA CJSC

Phone: +37498031471

Email: info@luyser.am, info@hska.am, issargis@gmail.com

The project involves the establishment of a cement factory in Armenia with an annual production capacity of 1 million tons. This factory will aim to meet 50% of Armenia's domestic cement demand, significantly enhancing local supply and contributing to the growth of the construction and infrastructure sectors.

Investment Sought: 100 000 000 EUR

Investment Type: Debt / Loan, Private Equity

Feasibility: Feasibility Study Available



MYLER MOUNTAIN RESORT

Tourism, Real Estate, Services

Contact: Mher Baghdasaryan - General Director

Agency: Myler Mountain Resort CJSC

Phone: +37495717717

Email: Info@myler.am

Myler Mountain Resort is an 18-year visionary project designed for phased implementation to establish the largest and most advanced ski resort in Armenia. Situated in the Aparan region on the eastern slopes of Mount Aragats, this project is poised to combine state-of-the-art skiing facilities, year-round recreational activities, and luxurious accommodations. Developed by Ecosign, a global leader in ski resort design, the resort will feature 16 major ski lifts with a total capacity of 41,400 people per hour, enabling seamless service for 17,000 skiers simultaneously. The resort's master plan also includes a range of innovative services to redefine the visitor experience.

Investment Sought: 1 000 000 000 USD

Investment Type: Private Equity, Joint Venture

Feasibility: Business in Operation



WORLD TRADE CENTER YEREVAN CLOSED JOINT STOCK COMPANY

Infrastructure, Real Estate, Construction

Contact: Artashes Tonoyan - CEO

Agency: World Trade Center Yerevan

Phone: +37477221976

Email: Artashes.Tonoyan@wtc-yerevan.am

World Trade Center Yerevan (WTCY) closed joint stock company was founded on May 31, 2024. It is being developed as a joint venture between Renshin Ltd and the Government of Armenia.

The objective is to develop an iconic, grade A, net-zero mixed-use infrastructure with Green Certification (LEED and BREEAM), making it a key attraction and destination in Yerevan. WTCY aims to provide cutting-edge facilities for tenants and offer comprehensive services related to business development, trade and investment.

With its innovative and sustainable focus, WTCY is expected to significantly contribute to the economic growth of Yerevan elevating its status as a hub for international commerce.

Investment Sought: 250 000 000 USD

Investment Type: Debt / Loan, Private Equity

Feasibility: Feasibility Study Available, Business in Operation



WYNDHAM GRAND TSAGHKADZOR HOTEL

Tourism, Real Estate

Contact: Artur Ktsyan - Deputy Director

Agency: Green Residential Park LLC

Phone: +37493063023

Email: arturktsyan@wyndham.am

The first five-star international branded luxury hotel at the Ski Resort Tsaghkadzor. Tsaghkadzor is famous for its nature; high season lasts up to 8 months. You can invest in this hotel starting from 0.4 mln dollars and have up to 15% profitability.

Investment Sought: Starting from 0.4 mln USD

Investment Type: Private Equity

Feasibility: Business in Operation



YERRA PROJECT MODERN COMMUNITY

Agriculture, Hospitality, Tourism, and Living Environment

Contact: Sharmagh Vardanyan - Project Manager

Agency: YERRA LLC

Phone: +37495374155

Email: yerraproject@gmail.com

YERRA project aimed at shaping the model of the future community in Armenia, seeks to create a harmonious

and technology - driven new environment for the modern human life, livelihood, and development, which will be formed within the human - nature - technology coordinated system."

The new community settlement is intended to be a unique infrastructural environment where everyone can discover and develop their spiritual, physical, and professional abilities."


The area of YERRA project (total area -2088 ha) is located in the western part of Armenia, in the Baghramyan community of the Armavir province.

The development program is set out to be realized in the coming 7-10 years

Investment Sought: 68 500 000 USD

Investment Type: Public-Private Partnership, Debt / Loan, Private Equity, Joint Venture

Feasibility: Feasibility Study Available, Business in Operation





Bangladesh



www.bida.gov.bd

General Country Profile

Capital	Dhaka
Population	~170 million (2023 estimate)
Area	~147,570 km ²
Climate	Tropical monsoon climate; hot, rainy season (June–October), mild winter (November–February)
Languages	Official: Bengali (Bangla)
Currency	Bangladeshi Taka (BDT)
Time Zone	Bangladesh Standard Time (UTC+6)
Religions	Predominantly Muslim (~90%), with Hindu, Buddhist, Christian, and other minorities
Legal System	Mixed system influenced by British common law

Key Macro-Economic Indicators

GDP (Nominal), billion USD

\$450

GDP Growth Rate

7%

GDP Per Capita, thousand USD

~3.0–3.5

Inflation Rate

~6–7%

Unemployment Rate

~4–5%

Government Debt (% of GDP)

~39%

Current Account Balance (% of GDP)

-1.0% to -1.5%

Exchange Rate, per 1 USD

~110 BDT

Fiscal Balance (% of GDP)

~-5%

Key Sectors

**Agriculture,
garments/textiles,
remittances, services,
IT, pharmaceuticals,
shipbuilding**

WHY INVEST IN BANGLADESH?

"Bangladesh is becoming South Asia's economic bull case" – The Wall Street Journal

"Expected to be 9th largest consumer market globally by 2030" – HSBC

"12th largest economic power by 2050" – UBS

- 9th largest consumer market by 2030
- Highest GDP growth in next 5 years vs regional peers (surpassing 7% growth annually)
- ~65% population under 35 years old
- One of the most cost-efficient manufacturing hubs globally
- 3x–4x higher business returns compared to global average

Key Sectors

- Textiles and Apparels
- 10% Lower Production Costs than India and China
- 100% FDI Allowed
- 8.3% year-over-year growth
- 42.68% female labor force participation

Agriculture & Agro-processing

- Contributes 1.7% to Bangladesh's GDP
- 8% contribution to manufacturing output
- 36.9% of Bangladesh's workforce is employed in the agricultural sector
- Exports over 700 agro-based products to more than 140 countries
- Processed products from 100% halal meat are eligible for a 20% cash incentive

Healthcare and Pharmaceuticals

- Serves 98% of the domestic market
- Exports pharmaceutical products to over 100 countries
- 15% lower Production Costs than in India and China
- WTO's TRIPS patent waiver until 2033
- 20% export subsidy on exporting Active Pharmaceuticals Ingredients (API)

Renewable Energy

- 1556.7 MW Total Renewable Energy Installed Capacity as of March 1, 2025.
- Solar energy leads the sector, contributing 1,183 MW renewable capacity
- 100% Foreign Ownership permission

- Offshore wind energy opportunities in coastal areas like Cox's Bazar and Kuakata

Digital Economy

- \$3.5 billion digital economy market
- 100% FDI allowance
- Opportunities in electronics, IT-enabled services, semiconductors, telecommunications, and digital platforms.
- 750,000 IT professionals & 650,000 online freelancers

Automobile & Automotive parts

- 5X Growth in Total registered motorcycles in 13 YEARS
- 5.3% CAGR Passenger Vehicles Growth
- \$134K Export Revenue (2022), ranking 178th globally
- 10-year tax exemption for income derived from locally manufactured vehicles

Leather and Footwear

- 2nd largest export industry of Bangladesh
- 8th largest footwear producer in the world
- 2.1% of the world's shoe manufacturing
- Production of 378M pairs annually, with 86% consumed domestically
- 15% cash incentive on exported leather goods & footwear

Light Engineering

- Contributes 3% to GDP
- USD 795.63 million in exports (2022)
- USD 12 billion domestic market size (FY 2023-24)
- 60,000 total light engineering enterprises, including SMEs and micro-industries.
- 10-year tax holiday for new industries

Logistics

- 88th globally and 3rd in South Asia in the 2023 World Bank Logistics Performance Index
- Over 7% CAGR projected compound annual growth rate (2025-2032)
- USD 32.9B Market Size (2024)

Interesting Things About Bangladesh for Investors

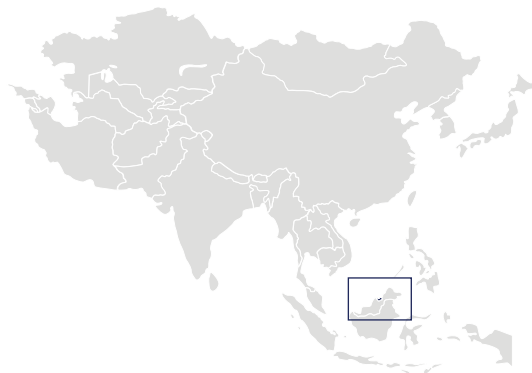
- Median age of 26 years, 12 years younger than China, 22 years younger than Japan,
- Hosts 61 of the top 100 highest-rated LEED certified factories in the world
- **Strategic Location:** Gateway to India, China & ASEAN markets.
- **Low Production Costs:** Lowest labor, gas and electricity costs compared to other emerging markets e.g., Vietnam, Thailand, Cambodia, Indonesia and Philippines.
- **Pro-Investment Policies:** Tax holidays, subsidies, and relaxed FDI rules.
- **Expanding Consumer Market:** 170M+ population; rising demand in retail, agri, and e-commerce.
- **Infrastructure Boom:** Rapid growth in transport, energy, and industrial zones.
- **Global Market Access:** Duty-free exports to EU, UK, Canada; key trade agreements.

References

- **Asian Development Bank (2024) Bangladesh: Economy.** Available at: <https://www.adb.org/countries/bangladesh/economy>
- **World Bank (2024) Bangladesh Overview.** Available at: <https://www.worldbank.org/en/country/bangladesh/overview>
- **International Monetary Fund (IMF) (2024) People's Republic of Bangladesh: 2024 Article IV Consultation-Press Release; Staff Report; and Statement by the Executive Director for Bangladesh.** IMF Country Report No. 24/79. Available at: <https://www.imf.org/en/Publications/CR/Issues/2024/03/13/Peoples-Republic-of-Bangladesh-2024-Article-IV-Consultation-Press-Release-Staff-Report-and-540122>
- **United Nations Data (2024) Bangladesh Country Profile.** Available at: <https://data.un.org/en/iso/bd.html>



Brunei



General Country Profile

Capital	Bandar Seri Begawan
Population	~460,000 (2023 estimate)
Area	~5,765 km ²
Climate	Tropical equatorial climate; hot, humid, with year-round rainfall
Languages	Official: Malay Widely Used: English, Chinese (among minority communities)
Currency	Brunei Dollar (BND)
Time Zone	Brunei Darussalam Time (UTC+8)
Religions	Predominantly Islam (~80%), with smaller Christian, Buddhist, and other communities
Legal System	Based on English common law and Sharia law (for Muslims)

Key Macro-Economic Indicators

GDP (Nominal), billion USD

\$18-20

GDP Growth Rate

1-1.5%

GDP Per Capita, thousand USD

40-42

Inflation Rate

~1%

Unemployment Rate

~6-7%

Government Debt (% of GDP)

3-4%

Exchange Rate, per 1 USD

1.34 BND

Fiscal Balance (% of GDP)

+1-2%

Key Sectors

**Oil and gas,
petrochemicals,
financial services,
halal manufacturing,
tourism**

WHY INVEST IN BRUNEI?

Brunei is an attractive destination for foreign direct investment (FDI) due to its strategic location in Southeast Asia, consistent political stability, and proactive government efforts to diversify the economy beyond oil and gas. Below are the key reasons to invest in Brunei:

Oil & Gas

Brunei's economy is heavily reliant on oil and gas exports, offering significant investment opportunities in downstream industries and sustainable energy transitions.

Overview

- **Hydrocarbon Wealth:** Brunei is among the world's largest exporters of liquefied natural gas (LNG), supplying energy to key markets such as Japan and South Korea.
- **Downstream Potential:** Projects such as the Pulau Muara Besar Refinery and Petrochemical Complex open opportunities for value-added products.
- **Energy Transition:** Increasing focus on renewable energy adoption and carbon capture initiatives.

Why It's Attractive

- **Stable Resource Market:** Proven oil & gas reserves support sustained production for decades.
- **Government Backing:** The Brunei Darussalam Economic Blueprint emphasizes sustainable development in the energy sector.
- **Advanced Infrastructure:** World-class ports and refineries.

Halal Industry

Brunei is positioning itself as a global leader in producing high-quality, Sharia-compliant halal products.

Overview

- **Brunei Halal Branding:** The government offers the globally recognized Brunei Halal Certification for food and beverages, pharmaceuticals, and cosmetics.
- **Export Opportunities:** Products are exported to key Muslim-majority markets in Southeast Asia, the Middle East, and Europe.
- **Growing Market:** Substantial demand for traceable, high-quality halal products globally.

Why It's Attractive

- **Global Growth:** The halal market is a booming global industry worth over \$2 trillion annually.
- **Strategic Location:** Located in the heart of Southeast Asia, Brunei serves as a regional distribution hub.
- **Supportive Ecosystem:** Government-backed initiatives, such as research in halal compliance technology.

Tourism & Hospitality

Brunei offers niche tourism opportunities, blending Islamic heritage with eco-tourism in its pristine rainforests.

Overview

- **Eco-Tourism Haven:** Brunei is home to Ulu Temburong National Park, a tropical biodiversity hotspot, and unspoiled rainforests.
- **Cultural Richness:** Iconic landmarks like the Sultan Omar Ali Saifuddien Mosque and Royal Regalia Museum attract religious and cultural tourism.
- **Luxury Appeal:** Potential to expand luxury eco-resorts and high-end Islamic-friendly tourism.

Why It's Attractive

- **Untapped Market:** Tourism remains underdeveloped relative to Brunei's natural and cultural assets.
- **Government Incentives:** Corporate tax exemptions for tourism-related investments.
- **Rising Connectivity:** Improved regional and global flight routes via Royal Brunei Airlines.

Information Technology (ICT)

Brunei is leveraging technology to diversify its oil-based economy, becoming a digital economy hub in Southeast Asia.

Overview

- **Digital Transformation Goals:** Brunei seeks to become a Smart Nation by enhancing technology-driven governance and business services.
- **Data Centers:** Rising demand for green and secure data hosting services ensures opportunities in tech infrastructure.
- **Startup Growth:** Initiatives like DARE (Darussalam Enterprise) encourage innovation in fintech, e-commerce, and IoT.

Why It's Attractive

- **Tech-Literate Population:** High internet penetration (~95%) supports digital product adoption.
- **Ease of Entry:** 100% foreign ownership permitted in ICT ventures.
- **Supportive Policies:** Funding programs for startups and ICT training frameworks.

Agribusiness

The government is incentivizing investments in sustainable farming to ensure food security and boost exports.

Overview

- **Food Security Goals:** Brunei intends to achieve sustainable agriculture and reduce reliance on imported foods.
- **Aquaculture Potential:** Vast waterways are ideal for large-scale, export-quality fisheries and aquaculture farms.
- **High-Value Crops:** Demand for organic produce and halal-compliant processed foods is increasing.

Why It's Attractive

- **Green Farming:** Government grants for investments in eco-friendly agriculture technologies.
- **Export Markets:** Proximity to high-demand markets like Singapore, Malaysia, and Indonesia.
- **Research Collaboration:** Collaborations with universities and institutes for tech-based farming solutions.

Interesting Things About Brunei for Investors

1. Wealth and Stability

- Brunei ranks among the wealthiest countries worldwide in GDP per capita, backed by oil revenue surpluses.
- **Low Public Debt:** The government's financial strength ensures macroeconomic stability for investors.

2. Tax-Free Incentives

- Brunei levies no personal income tax and offers low to no corporate tax for certain sectors, making it a highly competitive investment destination.

3. Strategic Location

- Situated in the heart of ASEAN, Brunei provides access to a combined 600+ million consumer base across Asia-Pacific markets.

4. Governance Support

- **Vision 2035:** The national development strategy focuses on economic diversification and human capital formation to support FDI growth.
- Highly efficient legal and regulatory frameworks ensure investor confidence.

5. Pristine Environment

- Brunei has maintained one of the highest proportions of protected rainforest by land size globally, making it ideal for eco-tourism and green investments.

Land-Based farm using Recirculating Aquaculture System to produce 5,000 tonnes of Atlantic Salmon per annum and fish processing facility. The project falls under several categories: Aquaculture, Agri-tech, Food production and processing, Sustainable Agriculture.

Sustainable Land-Based Aquaculture

Contact: Pier Paolo Sfara - Director

Agency: 8F Asset Management

Phone: +971553565274

Email: pierpaolo.sfara@8f-am.com

The scope includes the development of a state-of-the-art RAS facility, ensuring biosecure and efficient fish production, and a processing unit to deliver high-quality seafood products. This project is expected to enhance food security, reduce reliance on imported seafood, and promote sustainable aquaculture practices while minimizing environmental impact.

Investment Sought: 50M USD – 160M USD

Investment Type: Debt / Loan, Private Equity

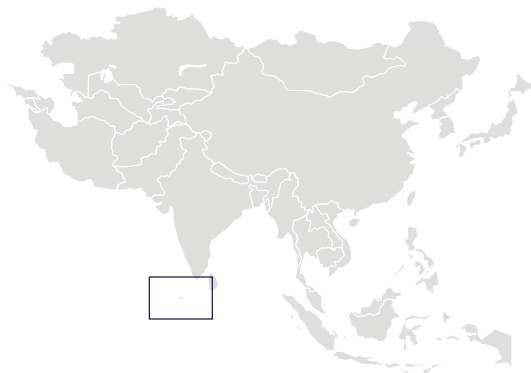
Feasibility: Feasibility Study Available

References

- **Asian Development Bank (2024) Brunei Darussalam:** Economy. Available at: <https://www.adb.org/countries/brunei-darussalam/economy>
- **World Bank (2024) Brunei Darussalam Overview.** Available at: <https://www.worldbank.org/en/country/brunei/overview>
- **International Monetary Fund (IMF) (2023) Brunei Darussalam:** 2023 Article IV Consultation-Press Release; Staff Report; and Statement by the Executive Director for Brunei Darussalam. IMF Country Report No. 23/228. Available at: <https://www.imf.org/en/Publications/CR/Issues/2023/08/10/Brunei-Darussalam-2023-Article-IV-Consultation-Press-Release-Staff-Report-and-Statement-538543>
- **United Nations Data (2024) Brunei Darussalam Country Profile.** Available at: <https://data.un.org/en/iso/bn.html>



Maldives



General Country Profile

Capital	Malé
Population	~560,000 (2023 estimate)
Area	~300 km²
Climate	Tropical monsoon climate
Languages	Official: Dhivehi (English widely used)
Currency	Maldivian Rufiyaa (MVR)
Time Zone	Maldives Time (UTC+5)
Religions	Predominantly Muslim (Sunni)
Legal System	Mixed system based on Islamic law and English common law influences

Key Macro-Economic Indicators

GDP (Nominal), billion USD

5–6

GDP Growth Rate

5–8%

GDP Per Capita, thousand USD

~10–11

Inflation Rate

2–4%

Exchange Rate, per 1 USD

~15–16MVR

Fiscal Balance (% of GDP)

-5% to -8%

Key Sectors

**Tourism, fishing,
shipping,
construction,
financial services**

WHY INVEST IN THE MALDIVES?

The Maldives is a tropical archipelago in the Indian Ocean, world-renowned for its pristine beaches, crystal-clear waters, and luxury resorts. While tourism is the mainstay of the economy, the country has taken proactive steps to diversify, focusing on fisheries, infrastructure, renewable energy, and digital services. A stable political climate, investor-friendly policies, and ongoing infrastructure projects make the Maldives an increasingly appealing destination for foreign investment. Below are some of the most promising sectors, along with key reasons they stand out.

TOURISM & HOSPITALITY

Tourism is the lifeblood of the Maldivian economy, accounting for a substantial share of GDP and employment.

Overview

- **Global Luxury Destination:** High-end resorts, overwater villas, and idyllic beaches draw millions of international visitors each year.
- **Strong Branding:** The Maldives is synonymous with exclusivity and natural beauty, giving it a strong competitive edge in the global luxury travel market.
- **Infrastructure Growth:** Recent upgrades to Velana International Airport and the development of regional airports are expanding visitor capacity and connectivity.
- **Diverse Offerings:** Beyond luxury resorts, there's increasing demand for budget guesthouses, wellness retreats, and eco-tourism options.

Why It's Attractive

- **Consistent Demand:** The Maldives remains a bucket-list destination, ensuring a steady flow of international travelers—even in challenging global conditions.
- **High Returns:** Luxury tourism commands premium pricing, offering strong revenue potential for resort developers and operators.
- **Government Support:** Policies encouraging tourism investment—such as long-term resort leases and streamlined licensing—reduce entry barriers.

FISHERIES & MARINE RESOURCES

Surrounded by abundant marine life, the Maldives has a thriving fisheries sector, which is the second-largest contributor to its economy.

Overview

- **Rich Marine Biodiversity:** The country's expansive Exclusive Economic Zone (EEZ) teems with tuna, reef fish, and other high-value species.
- **Sustainable Practices:** Traditional pole-and-line fishing methods are widely used, recognized globally for their lower environmental impact.
- **Export Market:** Maldivian tuna and related products enjoy strong demand in Europe and Asia, particularly for premium, sustainably caught fish.
- **Value-Added Potential:** Opportunities exist in processing, canning, and specialty seafood products, such as sashimi-grade cuts and gourmet seafood.

Why It's Attractive

- **Global Recognition:** Sustainability-focused consumers and retailers seek responsibly sourced seafood, giving Maldivian products a competitive edge.
- **Growth in Aquaculture:** Government-led initiatives to develop aquaculture can diversify the fisheries sector and reduce pressure on wild stocks.
- **Infrastructure Improvements:** Upgraded cold storage facilities and transport links support efficient export operations, cutting down spoilage and transit times.

INFRASTRUCTURE & CONSTRUCTION

As tourism expands and the population grows, the Maldives faces a pressing need for modern infrastructure and construction projects.

Overview

- **Island Connectivity:** Inter-island transport—ferries, speedboats, domestic flights—continues to improve, but further investments are needed to link remote atolls.
- **Urban Development:** Greater Malé, home to a significant portion of the population, requires housing, roads, bridges, and utilities to accommodate rapid urbanization.
- **Coastal Protection:** Rising sea levels and erosion make shore reinforcement, land reclamation, and climate-resilient infrastructure critical.
- **Resort Construction:** New island resorts and expansions of existing ones require specialized design and engineering to manage environmental impacts.

Why It's Attractive

- **Steady Demand:** Ongoing population growth and tourism expansion guarantee continued need for roads, housing, and utilities.
- **Government Priority:** Infrastructure development is high on the national agenda, with public-private partnerships (PPPs) increasingly encouraged.
- **Specialized Niches:** Expertise in climate-adaptive engineering, eco-friendly construction materials, and coastal protection is in high demand, offering unique market opportunities.

RENEWABLE ENERGY

The Maldives' reliance on diesel-based power generation makes the transition to clean energy both an economic and environmental imperative.

Overview

- **Solar Potential:** Abundant sunshine across the atolls supports solar power as a viable alternative to imported fuel.
- **Pilot Projects:** Solar-diesel hybrid systems and small-scale wind projects are already operational, showcasing the feasibility of renewables in island settings.
- **International Support:** Multilateral agencies and development banks often provide funding for green initiatives to reduce carbon footprints and enhance energy security.
- **Government Goals:** Ambitious targets aim to increase the share of renewables, cut emissions, and reduce the cost of electricity generation.

Why It's Attractive

- **High Cost Savings:** Replacing diesel imports with local solar or wind energy can significantly lower operational expenses for businesses and households.
- **Climate Action:** Investors can align with global ESG (Environmental, Social, Governance) standards, improving their sustainability profiles.
- **First-Mover Advantage:** As the sector is still developing, early entrants can establish strong market positions and long-term partnerships.

SERVICES & DIGITAL ECONOMY

While tourism dominates, the Maldives is also nurturing a budding digital economy and service sector to diversify its revenue streams.

Overview

- **ICT Growth:** Expanding internet penetration and smartphone usage create demand for e-commerce, online services, and fintech solutions.
- **Financial Services:** Banks and insurers are modernizing to serve both local needs and the tourism industry, presenting opportunities for digital payment solutions and microfinancing.
- **Education & Healthcare:** Telemedicine, online education platforms, and remote services are increasingly critical for distant atolls.
- **Professional Services:** A growing tourism sector drives demand for marketing, legal, accounting, and consulting firms with specialized expertise in island operations.

Why It's Attractive

- **Untapped Market:** Many digital and professional service niches remain underdeveloped, offering room for innovation.
- **Government Initiatives:** Policies encouraging digital transformation and capacity-building programs for local talent help reduce skill gaps.
- **Resilient Revenue:** Service-based models are less vulnerable to climate challenges than physical infrastructure, offering more stable, long-term returns.

RasMale' - The First Maldives Eco City

The RasMale project will be developed based on a zero-carbon safe island concept in par with international standards. 1,153 hectares of land will be reclaimed for this project, making it the largest and most extensive land reclamation initiative undertaken in Maldives history. A land mass approximately three times the cumulative area of the two phases of Hulhumale' combined, RasMale' will be designated as Maldives Eco-city with mixed-used communities, sports venues, entertainment areas, offices, parks and industrial zones. With focus on inclusive accessibility for all members of the society, RasMale' will be a model for urban sustainability with new standards for community health, environmental protection and work-life balance.

Location: Fushidhiggaru Lagoon (located near Gulhi, accessible via a 17-minute speedboat ride from Capital Male')

Area: 1,153 hectares of reclaimed land, (elevated 3 meters above sea level in the center, 2 meters at its edges)

Development will include:

65,000 housing units.

Roads, public grounds, office premises.

Modern express speed boat connectivity from Male' to RasMale' with knowledge parks, universities, arts and crafts village, sports venues, entertainment zones, hospitals, schools, tourism and commercial areas.

This is a unique opportunity for investors to set a new benchmark for combining livability, prosperity and environmental considerations for development.

For more information and investment inquiries, please contact:

Email: investmaldives@trade.gov.mv

Phone: + 960 3333183

Development Bank of Maldives

Strategic Objectives

Funding Green Initiatives: Commitment to financing environmentally sustainable projects, aiding the Maldives in achieving its Net Zero targets

Enhancing Long-term Investments: Offering a range of long-term financial products to support substantial infrastructure and development projects that require longer term investments.

Supporting National Development: Facilitating significant public and private initiatives that contribute to the country's economic and social progress.

Promoting Financial Inclusion: Delivering accessible financial products to scalable businesses

Investment Opportunities

The Development Bank of Maldives is actively seeking investors who are interested in:

Equity Investments: Participate as a shareholder in the bank

Debt Financing: Contribute through various debt instruments

Green Bonds: Invest in environmentally focused bonds in line with global sustainability standards.

Project Financing: Engage directly in funding specific development projects with high impact potential.

For more information on investment opportunities and to explore potential partnerships, please email at info@mifsa.gov.mv

Development of Domestic Airports

In pursuit of enhancing regional connectivity and fostering economic growth, His Excellency President Dr. Mohamed Muizzu outlined a visionary commitment to airport development. This strategic initiative aims to improve access to air connectivity citizens, businesses and tourists by expanding and modernizing airport infrastructure.

By investing in aviation facilities, the Maldives aims to facilitate smoother travel, stimulate tourism and bolster economic development.

The government is keen on expediting airport development in 15 different locations to be completed within the next 2-3 years

For more information and investment inquiries, please contact:

Email: investmaldives@trade.gov.mv

Phone: + 960 3333183

Maldives International Financial Services Authority (MIFSA)

Key Features:

Streamlined Business Operations: Transparent and efficient processes for business registration, licensing, and administration, supported by dedicated authorities to ensure seamless operation.

Global Regulatory Standards: Aligned with international best practices ensuring credibility and global competitiveness.

Government Support and Promotion: Strong governmental backing ensures that investors enjoy smooth onboarding, ongoing support, and continuous promotion, enhancing visibility and growth during the establishment phase.

Dedicated Legal Framework: Maldives International Financial Centre Law is scheduled to be approved this year.

Why Maldives Financial Centre?

We are designed specifically for financial institutions and ancillary businesses, providing the ideal regulatory and operational framework for firms looking to establish themselves in a dynamic and globally connected location.

Strategic Location: Situated in the heart of the Indian Ocean, the Maldives offers strategic access to Asia, the Middle East, and beyond, making it a prime location for international business.

Governance: All financial activities shall adhere to internationally recognized standards, providing a secure and compliant environment for global financial transactions.

Your Opportunity to Be Part of a Global Vision

As the Maldives emerges as a prime location for financiers and investment managers, the upcoming financial centre offers businesses a chance to join a promising and competitive global financial ecosystem. Supported by clear regulations, robust government endorsement, and adherence to international standards, the Maldives International Financial Centre represents the future of finance in the region.

Interested to be at the forefront of the newest financial hub? Email at info@mifsa.gov.mv

References

- **Asian Development Bank (2024) Maldives: Economy.** Available at: <https://www.adb.org/countries/maldives/economy>
- **World Bank (2024) Maldives Overview.** Available at: <https://www.worldbank.org/en/country/maldives/overview>
- **International Monetary Fund (IMF) (2023) Republic of Maldives: 2023 Article IV Consultation-Press Release; Staff Report; and Statement by the Executive Director for Maldives.** IMF Country Report No. 23/243. Available at: <https://www.imf.org/en/Publications/CR/Issues/2023/08/15/Republic-of-Maldives-2023-Article-IV-Consultation-Press-Release-Staff-Report-and-Statement-538933>
- **United Nations Data (2024) Maldives Country Profile.** Available at: <https://data.un.org/en/iso/mv.html>



Mongolia



<https://ita.gov.mn>

General Country Profile

Capital	Ulaanbaatar
Population	~3.4 million (2023 estimate)
Area	~1.56 million km ²
Climate	Continental climate with harsh winters and hot summers
Languages	Official: Mongolian
Currency	Mongolian Tögrög (MNT)
Time Zone	UTC+8
Religions	Predominantly Tibetan Buddhism, with Shamanist, Christian, and other minority faiths
Legal System	Civil law system, influenced by Soviet and traditional practices

Key Macro-Economic Indicators

GDP (Nominal), billion USD

15–18

GDP Growth Rate

4–6%

GDP Per Capita, thousand USD

~4–6

Inflation Rate

2–4%

Exchange Rate (MNT/USD)

~3,400–3,500

Fiscal Balance (% of GDP)

-3% to -5%

Key Sectors

**Mining (coal, copper, gold),
agriculture (livestock),
tourism, manufacturing,
services**

WHY INVEST IN MONGOLIA?

Mongolia's vast, resource-rich land and strategic location between Russia and China give it a unique advantage in attracting foreign investment. As an emerging democracy with an increasingly open market, Mongolia has made strides in improving its legal framework, infrastructure, and economic stability. While mining remains the backbone of the economy, the government is focusing on diversifying into agriculture, infrastructure, renewable energy, and services. Below are some of the most promising sectors, along with key reasons why they stand out.

MINING & MINERALS

Mining is the main driver of Mongolia's economy, contributing a significant portion of GDP and exports.

Overview

- **Rich Mineral Deposits:** Large reserves of copper, coal, gold, and rare earth elements make Mongolia one of the world's most resource-endowed nations.
- **Major Projects:** Landmark ventures like Oyu Tolgoi (one of the largest copper-gold mines globally) draw international mining giants and spur technology transfers.
- **Export-Oriented:** Minerals account for the majority of Mongolia's exports, with China as the primary buyer, given the shared border and strong logistical links.
- **Regulatory Reforms:** The government is gradually improving mining laws and licensing procedures to create a more transparent, investor-friendly environment.

Why It's Attractive

- **High Global Demand:** Critical minerals and metals like copper and rare earth elements are increasingly needed for green technologies and electronics.
- **Scalability:** Large-scale projects can offer long-term, stable returns with potential for expansion as new reserves are identified.
- **Growing Expertise:** Ongoing partnerships with multinational mining firms enhance local workforce skills and operational standards.

AGRICULTURE & LIVESTOCK

Agriculture and livestock hold significant potential in Mongolia, given its vast grazing lands and a tradition of nomadic herding.

Overview

- **Extensive Pastures:** Mongolia's steppe landscapes support around 70 million head of livestock (sheep, goats, cattle, horses, camels), forming a major part of rural livelihoods.
- **Meat & Dairy Products:** Demand for Mongolian organic and grass-fed meat is rising in neighboring markets, especially in China. Dairy production also offers growth potential.
- **Value-Added Processing:** Limited processing facilities for meat, wool, and cashmere present opportunities to develop higher-value products (e.g., luxury textiles, gourmet foods).
- **Government Initiatives:** Efforts to modernize veterinary services, cold storage, and transport infrastructure aim to improve quality and export capacity.

Why It's Attractive

- **Untapped Markets:** Global interest in organic, free-range meat and premium cashmere offers lucrative export avenues.
- **Low Competition:** Many aspects of modern agribusiness—such as large-scale processing and branding—remain underdeveloped, allowing first movers to shape the market.
- **Strategic Proximity:** Borders with China and Russia provide easy access to huge consumer bases looking for high-quality agricultural products.

INFRASTRUCTURE & CONSTRUCTION

As Mongolia's economy grows, the demand for robust infrastructure—from roads to urban housing—continues to rise.

Overview

- **Urban Expansion:** Ulaanbaatar, home to nearly half the population, faces housing shortages, traffic congestion, and aging utilities that require significant investment.
- **Transport Networks:** Upgrades to roads and railways are essential for moving commodities (especially minerals) efficiently to export markets.
- **Public-Private Partnerships (PPPs):** The government increasingly encourages PPPs to finance and develop large-scale infrastructure projects.
- **Smart City Potential:** Initiatives to modernize Ulaanbaatar's public services—like waste management, public transport, and digital governance—open avenues for tech-driven solutions.

Why It's Attractive

- **Growing Demand:** Rapid urbanization and industrial expansion ensure continuous need for construction and infrastructure improvements.
- **Government Support:** Infrastructure development ranks high on the national agenda, providing incentives and streamlined approvals for priority projects.
- **Regional Connectivity:** Better roads and rail links can turn Mongolia into a key transit corridor between Russia and China, boosting trade and commerce.

TOURISM & HOSPITALITY

From the Gobi Desert to the pristine lakes and mountains, Mongolia's natural and cultural attractions are drawing more global attention.

Overview

- **Unique Landscapes:** The Gobi Desert, Altai Mountains, and vast steppes offer adventure tourism, eco-tourism, and cultural experiences tied to nomadic heritage.
- **Cultural Heritage:** Traditional festivals like Naadam and historic sites related to the Mongol Empire appeal to international tourists seeking authentic experiences.
- **Infrastructure Improvements:** Enhanced road networks and airport facilities are making remote regions more accessible.
- **Eco-Friendly Focus:** Community-based tourism initiatives and ger (yurt) camps emphasize sustainable practices, attracting environmentally conscious travelers.

Why It's Attractive

- **Niche Market Appeal:** Growing global interest in off-the-beaten-path destinations and experiential travel boosts Mongolia's tourism sector.
- **Seasonal Diversification:** Activities like winter festivals, eagle hunting, and cultural events help extend the tourism season beyond summer months.
- **Potential for Upscale Development:** Demand for higher-end accommodations and experiences—boutique lodges, luxury desert tours—remains largely unmet.

RENEWABLE ENERGY

Mongolia's wide-open landscapes and harsh winters underscore the need for energy security, making renewables an attractive solution.

Overview

- **Wind Resources:** The Gobi Desert and other steppe regions experience strong, consistent winds suitable for large-scale wind farms.
- **Solar Potential:** High solar irradiation, particularly in southern Mongolia, supports solar power as a viable alternative to coal-based electricity.
- **Green Transition:** Initiatives to reduce reliance on coal aim to curb pollution in Ulaanbaatar (one of the world's most polluted capitals in winter).
- **International Collaboration:** Global investors and development agencies are funding pilot projects and feasibility studies for clean energy.

Why It's Attractive

- **Early Market Entry:** Mongolia's renewables sector is still in its infancy, offering first-mover advantages for both domestic and international players.
- **Environmental & Social Impact:** Investing in clean energy can improve air quality, public health, and align with global ESG (Environmental, Social, Governance) standards.
- **Government Targets:** Policy frameworks supporting feed-in tariffs, tax breaks, and streamlined licensing processes are evolving to attract renewable energy projects.

SERVICES & DIGITAL ECONOMY

With a young, tech-savvy population, Mongolia is looking to diversify its economy through services and digital innovation.

Overview

- **ICT Development:** Rising internet penetration and smartphone usage create opportunities in e-commerce, fintech, and online services.
- **Banking & Finance:** Efforts to modernize the banking sector include introducing digital payment platforms and improving financial inclusion in rural areas.
- **Start-Up Ecosystem:** Incubators and tech hubs in Ulaanbaatar are nurturing entrepreneurs in software development, gaming, and AI.
- **Education & Healthcare Services:** Telemedicine and online education platforms can bridge gaps in service delivery across Mongolia's remote regions.

Why It's Attractive

- **Untapped Potential:** Many digital service niches remain underdeveloped, allowing new entrants to shape consumer habits.
- **Supportive Policies:** The government is increasingly focusing on digital transformation as a means to diversify away from resource dependence.
- **Young Workforce:** Mongolia's relatively youthful population is open to adopting new technologies and services, driving rapid market adoption.

DISTRIBUTED RENEWABLE ENERGY PROJECT

Energy & Infrastructure

Nationwide initiative to develop distributed renewable energy sources using Mongolia's 2,600 GW potential to meet rising domestic demand, reduce coal dependency, and enable energy exports.

Investment Sought: Total project cost is USD 700 million (approx. 2.5 trillion MNT)

Investment Type: Private Sector and Other Sources

Agency: Investment and Trade Agency of Mongolia

Phone: +976 7555 1717

Email: info@ita.gov.mn

References

- **Asian Development Bank (2024) Mongolia: Economy.** Available at: <https://www.adb.org/countries/mongolia/economy>
- **World Bank (2024) Mongolia Overview.** Available at: <https://www.worldbank.org/en/country/mongolia/overview>
- **International Monetary Fund (IMF) (2023) Mongolia: 2023 Article IV Consultation-Press Release; Staff Report; and Statement by the Executive Director for Mongolia.** IMF Country Report No. 23/231. Available at: <https://www.imf.org/en/Publications/CR/Issues/2023/08/04/Mongolia-2023-Article-IV-Consultation-Press-Release-Staff-Report-and-Statement-by-the-538894>
- **United Nations Data (2024) Mongolia Country Profile.** Available at: <https://data.un.org/en/iso/mn.html>



Philippines



<https://philippines.business/>

General Country Profile

Capital	Manila
Population	~115 million (2023 estimate)
Area	~300,000 km ²
Climate	Tropical maritime climate; typically hot and humid, with a rainy season (June–November) and a dry season (December–May)
Languages	Official: Filipino and English Major regional languages: Tagalog, Cebuano, Ilocano, Hiligaynon, Bicolano, and others
Currency	
Time Zone	Philippine Peso (PHP)
Religions	Philippine Standard Time (UTC+8)
Legal System	Predominantly Christian (Roman Catholic ~80%), with a Muslim minority and other denominations Mixed system influenced by Spanish civil law, American common law, and customary law

Key Macro-Economic Indicators

GDP (Nominal), billion USD

\$400-440

GDP Growth Rate

~6%

GDP Per Capita, thousand USD

3.5-4.0

Inflation Rate

~5-6%

Unemployment Rate

~5-6%

Government Debt (% of GDP)

60%

Exchange Rate, per 1 USD

~55 PHP

Fiscal Balance (% of GDP)

~-5%

Key Sectors

Electronics manufacturing, business process outsourcing (BPO), agriculture, tourism, and remittances

WHY THE PHILIPPINES?

The Philippines brings to the table many innate advantages that investors can capitalize on. Among these are the country's business-friendly environment, geostrategic location, its abundance of critical natural minerals, a young, adaptable, and tech-savvy workforce, and a large consumer base fueled by a rising middle-class society.

Business Environment

The Philippines offers a competitive, business-friendly environment backed by modernized incentives and strategic development opportunities in priority sectors. Designed to attract sustainable, innovation-driven enterprises, the country's legal framework ensures strong protections for foreign investors, providing confidence and long-term business security. Recent landmark reforms—such as liberalized investment laws and improved regulatory frameworks—underscore the government's commitment to creating a dynamic, investment-ready economy primed for global partnerships and growth.

Geostrategic Location

The Philippines stands as the geostrategic anchor of the Indo-Pacific region, making it an attractive hub for trade, logistics, and regional operations seeking to derisk and diversify their supply chains amidst geopolitical developments. Its proximity to major markets like Japan, South Korea, and Taiwan enhances its appeal for multinational companies. Additionally, the Philippines has the fifth longest coastline worldwide, offering significant logistical advantages. With strong trade access through FTAs, GSP, and RCEP, its active participation in the Indo-Pacific Economic Framework for Prosperity (IPEF) and the development plans in the Luzon Economic Corridor, the Philippines further strengthens its position, promoting economic cooperation and infrastructure development across the region.

Abundant Critical Natural Resources

With global demand for critical minerals accelerating amid the clean energy transition, the Philippines presents a compelling opportunity for strategic investment. Rich in gold, copper, nickel, and other key resources, the country is the world's second-largest nickel producer and plays a vital role in regional supply chains. Despite an estimated USD 1 trillion in mineral reserves, only 5% has been explored—highlighting significant untapped potential. Backed by a wealth of resources and a growing policy focus on sustainable development, the Philippines offers investors a unique opportunity to participate in a high-growth sector poised to support global sustainability goals.

People

The Philippines is home to a talented, skilled, and English-speaking workforce. The country's commitment to human resource development is evident in its continued rise in global talent rankings. Philippine institutions consistently rank among the top universities in the ASEAN region. Each year, the labor force is strengthened by the addition of well-educated, highly motivated young professionals. Competitive labor costs further enhance the Philippines' appeal as an investment destination.

Wealth of Business Opportunities in Diversity

The Philippines is an archipelago made up of more than 7,000 islands and four diverse regions. These regions boast highly developed infrastructure and abundant natural resources. The diversity of the Philippines allows us to facilitate international businesses from a wide range of industries.

Metro Manila and The Urban Belt

As the political, economic, and financial center of the country, Metro Manila and its surrounding urban belt host the nation's most advanced infrastructure and highest concentration of business activity. The

region is a hub for industrial processing, service exports, business process outsourcing (BPO), financial services, trade, and retail. With its robust connectivity, skilled workforce, and dynamic consumer market, it offers a prime environment for high-value investments and headquarters operations.

Northern Philippines

Strategically located and abundant in natural resources, the Northern Philippines is a key hub for international trade and economic activity. With advanced airports, industrial zones, and major seaports, the region is well-suited for export-oriented industries, manufacturing, agribusiness, renewable energy, and logistics. It is also emerging as an attractive location for data centers and electronics assembly.

Central Philippines

Famous for its world-class beaches and rich marine biodiversity, the Central Philippines is a premier destination for eco-tourism and hospitality ventures. The region also boasts a thriving IT-BPM sector, supported by a skilled workforce and robust infrastructure, making it ideal for digital services and outsourcing. With vast mineral reserves offering significant opportunities in sustainable mining and mineral processing, as well as expanding sectors like renewable energy and agri-business, the region presents a dynamic and diverse investment landscape.

Southern Philippines

The Southern Philippines boasts the country's largest industrial estate and one of the busiest container seaports, positioning it as a stronghold for agro-processing, industrial manufacturing, and global logistics. Its abundant natural and agricultural resources support sectors such as smart and high tech agriculture, aquaculture, renewable energy, infrastructure development and halal industry. With continued peace-building and inclusive development initiatives, the region presents strong potential for long-term, sustainable investments.

The Philippines, with expert investment specialists from a network of Investment Promotion Agencies (IPAs) and Philippine Trade and Investment Centers (PTICs), both in the Philippines and key global markets, provides seamless, end-to-end support to investors. Backed by deep industry knowledge and a commitment to ease of doing business, the Philippines ensures that every stage of the investment journey is efficient and well-supported.

Investment Entry and Aftercare Support

The Philippines offers comprehensive facilitation from entry to expansion with the presence of a One-Stop Action Center and Initial Point of Contact for Foreign Investment Leads in every IPA, established in accordance with Republic Act No. 12066, also known as the Corporate Recovery and Tax Incentives for Enterprises to Maximize Opportunities for Reinvigorating the Economy (CREATE MORE) Act. Furthermore, under Executive Order No. 18, or the Green Lane for Strategic Investments, priority projects enjoy expedited permitting, faster approvals, and streamlined coordination among government agencies—ensuring timely execution and reduced regulatory friction.

Networks

The Philippines, through its IPAs, connects investors with a robust network of companies, trade associations, business councils, and chambers of commerce. Investors gain access to strategic partners, industry clusters, and location-specific opportunities across the country.

Market Insights

The Philippines offers tailored insights into Philippine markets, helping investors understand economic trends, consumer behavior, and sector-specific dynamics—enabling informed decision-making.

Industry Insights

Investors receive timely updates and analysis on emerging opportunities, regulatory developments,

and growth drivers across high-potential industries including electronics, EVs, renewable energy, agribusiness, and creative industries.

Location Intelligence

The Philippines provides detailed information on investment-ready locations, including industrial zones, economic corridors, and strategic growth areas—matched to investor needs and sector priorities.

Government Support Facilities

To support innovation-driven investments, the Philippines provides access to R&D incentives, partnerships with academic institutions, and infrastructure such as the Electronic Product Development Center, Advanced Device and Materials Testing Laboratory, Advanced Manufacturing Century, Advanced Mechatronics, Robotics, and Industrial Automation Laboratory, Center for AI Research, helping businesses stay competitive and future-ready.

Events and Investment Missions

Investors can engage with IPAs and PTICs through local and international investment promotion events. The Philippines regularly participates in global business forums and leads investment missions abroad, offering opportunities to network, explore new markets, and connect with potential partners and stakeholders.

KEY INDUSTRIES

Critical Minerals

As the world transitions to clean energy, businesses are shifting to sustainable solutions towards a green economy. With the implementation of low-carbon technologies at the forefront of these solutions, the demand for green metals are poised to increase and provide affordable and clean energy through renewable energy applications. The World Bank projects a 500% increase in the global production of minerals by 2050 to meet the growing need for clean energy technology. The Philippines is in the best position to host investments in green metals at this stage and penetrate value chains globally. The Philippines is rich in critical minerals such as nickel, cobalt, and copper, boasting some of the highest reserves worldwide - 6th in the world for nickel and 4th in the world for cobalt.

The Philippines' copper reserves represent 1% of the world's global reserve (21st largest in the world and 6th in the Asia Pacific region), boasting underdeveloped copper mining projects that are reputed to be among the biggest in the world. These green metals are key to go into cleaner energy applications such as in renewable energy, electric vehicles and battery technologies. To support companies engaged in the processing of green metals and industries that it empowers, we're providing government support through the country's business-friendly laws, giving you more reasons to invest.

Investment Opportunities:

- Exploration of critical mineral resources
- Value-added processing and downstream activities
- Recovery and recycling of valuable critical minerals
- Development of new copper mines
- Copper wire rod facility to address the value chain gap
- Recovery of valuable minerals (e.g., sulfur) from mine tailings
- Nickel processing plant
- Hydroxide/sulfide precipitate, precursor cathode active materials (pcam), cathode active materials (cam), battery production

Information Technology and Business Process Management (IT-BPM)

With an 18% share of the global market, the Philippines is the number one destination for delivering world-class IT-BPM services. We have the edge when it comes to voice-related services as we are the #1 in Customer Experience (EX), Employee Satisfaction in GIC, and #1 in Healthcare Services. Concentrix, Accenture, IBM, American Express, ANZ, Convergys, and JP Morgan Chase & Co. are only some of the companies that trust us with their business.

Based on the reputation and the success of the country's already established IT-BPM industry, the sector has kept on evolving it and is now attracting sub-sectors such as health information management services, finance and accounting, application development. These industries are the fastest growing in the country and what sets us apart is quality, agility and creativity. The Filipino workforce of digital natives is restless to take on more.

Investment Opportunities:

- Expansion of healthcare IT, finance & accounting, and KPO services
- Development hubs for game dev, animation, and digital marketing
- Innovation centers for AI, data science, and cloud solutions
- Regional service centers and IT parks outside Metro Manila

Electronics

Home to a growing PH integrated circuit (IC) Design Industry, the Philippines is already established as part of the semiconductor and electronics global value chain and a center of excellence for Semiconductor Manufacturing Services (SMS) and Electronic Manufacturing Services (EMS).

Major industry players already taking advantage of the Philippines' deep talent pool and the generous fiscal incentives on offer to make it happen in the Philippines include Analog Devices, Texas Instruments and Amkor Technology.

We have the capacity and capability to build on these foundations by taking on more design and development work for cutting-edge products and technologies in the healthcare, automotive, telecommunications, and aerospace industries, including autonomous vehicle batteries and SMART wearables.

Investment Opportunities:

- Expansion of EMS/SMS facilities and test packaging
- IC design centers and product development labs
- Smart wearables, sensor technologies, and 3D printing
- Autonomous vehicle components and battery tech
- R&D in advanced electronics and renewable energy integration

Electric Vehicles

Electric vehicles (EVs) are transforming the automotive industry, driving the transition toward sustainable development. By significantly reducing greenhouse gas emissions and minimizing air pollution, EVs contribute to a cleaner environment and healthier communities. Beyond environmental benefits, EV adoption in the Philippines presents substantial opportunities for economic growth, including the creation of new jobs with positive social impact. This dual advantage underscores the nation's commitment to automotive electrification.

The Philippines is uniquely positioned to play a critical role in the global EV value chain, thanks to its

robust foundation for manufacturing electric vehicles, batteries, and battery energy storage systems—collectively referred to as "GEMS." The country has an abundant supply of Green metals as key input to batteries and has proven strength in Electronics manufacturing, needed in developing the supply chain for Evarts.

The Philippines also has a huge domestic Market size of over 110 million and primed software developers that can provide the talent pool for developing battery management systems as well as other software to integrate the different functions of an EV.

Furthermore, the Philippines prides itself on its highly skilled and innovation-ready workforce, equipped to drive the efficient and competitive operations of EV manufacturing enterprises. This combination of resources, expertise, and talent positions the Philippines as a strategic hub for the Industry, paving the way for a sustainable, electrified future.

Investment Opportunities:

- EV manufacturing and assembly
- Battery and battery management system development
- Charging infrastructure and energy storage systems
- Local supply chain integration for EV components
- Software development for EV systems and diagnostics

Logistics

In the Philippines, you'll find a vibrant logistics sector dominated by small to medium-sized players focused on freight forwarding. This industry is a powerhouse, contributing a staggering P977.8 billion, equivalent to 4% of the country's GDP. Its impact extends far beyond figures, intricately linking with vital sectors like manufacturing and agriculture, showcasing its prowess in connecting and creating value for Philippine businesses. The goal is to position the Philippines as Asia's next logistics hub. The vision is within reach, it hinges on upgrading and creating more modern ports, airports, and railways – and the planes and ships that go with them.

Investors' involvement, through private investments, is pivotal to turning this vision into reality. Forecasts point to a robust 7.2% growth in the Philippine logistics industry from 2022 to 2027. The country's solid position as a global logistics hub is underscored by its 18th ranking in the Agility Emerging Markets Logistics Index of 2022. Ideally situated to influence Asia's logistics landscape, the Philippines offers investors a sector built on strong fundamentals. Embark on an exciting journey with us and seize the boundless opportunities waiting for you in the dynamic Philippine logistics sector.

Investment Opportunities:

- Development and modernization of ports, airports, and railways
- Cold chain, e-commerce logistics, and warehousing infrastructure
- Third-party logistics (3PL) and last-mile delivery services
- Air and maritime logistics services under a liberal regime
- Technology integration in logistics (IoT, automation, tracking systems)

High Tech Agriculture

Agriculture, fishery and forestry (AFF) industry accounted for 9% of the country's national output in 2023. If we included the share of food and beverage manufacturing to AFF, altogether comprising agribusiness, its contribution to the country's output rises to 19%. Because of this, the Agribusiness

industry is considered the backbone of the Philippine economy. AFF industry also employs 10.62 million workers as of June 2024, comprising 21% of the total employed workforce in the country.

The Philippines also hosts several investments from multinational companies such as Del Monte, Dole, DuPont, Cargill, Charoen Pokphand, Denso, Daesang and Sunjin, among others, which is a testament to the vibrant local business environment for agriculture.

The Philippines is an established global exporter of banana, pineapple, mango, coconut, carrageenan and tuna. In 2023, agri-based products export of the country reached US\$ 4.8 billion which is around 6% of the total merchandise export.

As demand continuously increases in pursuit of food security, the need to modernize the agribusiness industry becomes a necessity. This opens investment opportunities in high-tech agriculture activities. Examples of these activities include precision and SMART agriculture, automation, digital sensing modern biotechnology, innovative business models towards blue and circular economies, advanced post-harvest technologies, including IT-based marketing systems to connect producers with manufacturers, retailers and consumers.

The Philippines is positioning itself as a regional hub for high-tech agribusiness investments towards increasing productivity, innovating traditional farming practices, utilizing modern post-harvest management systems, including setting-up of sufficient support services and infrastructure.

Investment Opportunities:

- SMART farming systems and precision agriculture
- Post-harvest technologies and cold chain infrastructure
- Biotechnology, agri-fintech, and IT-based supply chain solutions
- Blue economy innovations and circular farming models
- Food processing for export, including halal-certified production

Digital Infrastructure

The Philippines is accelerating its digital transformation, anchored by a strong telecommunications backbone and a thriving ecosystem for IT services, animation, game development, and digital creative industries—now among the country's fastest-growing economic drivers. With a large, young, and innovation-ready population, the Philippines is poised to lead Southeast Asia's next wave of digital growth. Supported by forward-looking policies, strategic location, and modern infrastructure, it offers a compelling environment for technology and telecommunications investments.

The country's digital infrastructure continues to scale with the expansion of fiber optic networks, international subsea cable systems, and nationwide 5G coverage—ensuring connectivity, speed, and resilience. These are complemented by globally certified data centers designed to meet the growing demand for cloud services, AI computing, and enterprise solutions.

A major milestone was recently achieved with the launch of the Philippines' first AI-ready hyperscale data center—purpose-built to support high-performance computing and the needs of hyperscalers, enterprises, and next-generation digital platforms. This development reinforces the country's readiness to host large-scale digital infrastructure and serve as a regional hub for data, cloud, and artificial intelligence.

As Industry 4.0 reshapes global economies, the Philippines is ready to support high-impact digital investments across data centers, cloud services, AI ecosystems, fintech, smart cities, and beyond—positioning businesses at the center of the region's digital future.

Investment Opportunities:

- Hyperscale data centers and cloud infrastructure
- 5G network expansion and digital backbone services
- Smart cities and ICT-enabled services
- IoT platforms, AI solutions, and cybersecurity infrastructure

Physical Infrastructure

The Philippines is in the midst of the “Golden Age of Infrastructure.” Recently, the government approved the rationalization of 186 high-impact priority projects under the Infrastructure Flagship Program worth PhP9,564.74 billion to US dollars. Critical to achieving the 5- to 6- percent annual target infrastructure spending to GDP is the continued evaluation, approval, and rollout of the 186 Infrastructure Flagship Projects (IFPs) under the Build-Better-More Program.

The Philippines is undergoing a massive infrastructure transformation to support its rapid economic growth and improve the quality of life for its citizens. From modern airports and seaports to world-class hospitals, expressways, and railways, the country is investing heavily in building a strong foundation for sustainable development.

By combining public and private resources, we can accelerate the construction of vital infrastructure projects that will drive economic growth, investing in the Philippines means:

- **High-impact projects:** Partner with us on projects that will have a significant impact on the country's development.
- **Strong public-private partnerships:** Benefit from a government committed to fostering successful collaborations.
- **Growing market:** Tap into a thriving consumer market with increasing purchasing power.

Investment Opportunities:

How can you participate in the Philippine Infrastructure Program?

- **PPPs.** Public-Private Partnership, a contractual agreement between the government and a private firm targeted toward financing, designing, implementing, and operating infrastructure facilities and services that are traditionally provided by the public sector. In December 2023, Republic Act 11966 or the PPP Code of the Philippines was signed into law, it unifies the fragmented legal frameworks on PPP, clarifies the approval of national and local PPP projects, establishes a predictable tariff regime that safeguards public interest, and strengthens enabling institutions for PPPs.
- There are multiple infrastructure and development projects that are eligible as PPP. These include highways/ roads, railroads/ railways, ports, airports, transport systems, ICT systems/ facilities, agriculture, canals/ dams/irrigation, water supply, land reclamation, solid waste management, tourism facilities, education, health facilities, industrial/ tourism estates, public markets/ warehouses/ slaughterhouses, housing, government buildings, and climate change mitigation/ adaptation infrastructure project, among others.
- **EPCs.** For projects that will be funded through official development assistance or by the government, the private sector may bring in their “state of the art” Engineering, Procurement, and Construction capability to the Philippines Feasibility Studies. Foreign partners of the Philippines may also bring in their knowledge and expertise in determining the feasibility of projects in “pre-project preparation” stage.
- **Infrastructure Gap.** The Philippines has a significant infrastructure deficit, creating a vast opportunity for investors to build and operate essential facilities. From transportation to energy, there's a strong

demand for new and improved infrastructure.

- **Government Support.** The Philippine government is actively promoting public-private partnerships (PPPs) to bridge the infrastructure gap. Investors can benefit from government incentives, streamlined processes, and support in project implementation. Growing Economy and Population: The Philippines boasts a young and growing population, coupled with a robust economy. This translates to increasing demand for infrastructure services, ensuring a steady revenue stream for investors.



References

- **Asian Development Bank (2024) Philippines: Economy.** Available at: <https://www.adb.org/countries/philippines/economy>
- **World Bank (2024) Philippines Overview.** Available at: <https://www.worldbank.org/en/country/philippines/overview>
- **International Monetary Fund (IMF) (2024) Philippines: 2024 Article IV Consultation-Press Release; Staff Report; and Statement by the Executive Director for the Philippines.** IMF Country Report No. 24/97. Available at: <https://www.imf.org/en/Publications/CR/Issues/2024/04/01/Philippines-2024-Article-IV-Consultation-Press-Release-Staff-Report-and-Statement-by-the-541255>
- **United Nations Data (2024) Philippines Country Profile.** Available at: <https://data.un.org/en/iso/ph.html>

INVESTIBLE PROJECTS

Contact: Dir. Rosario J. Dominguez

Agency: Philippine Board of Investments (BOI)

Email: rjdominguez@boi.gov.ph

650 MW Combined Cycle Gas-fired Power Plant

Description: The Project covers the installation of 650MW (2×200MW GT plus 250MW ST) gas-fuelled combined cycle power plant using highly efficient and flexible gas turbines and associated plant and infrastructure.

Industry Sector: Power Generation

Project Cost: USD775 Million

Proposed Cooperation/Structure: Equity Investments

LNG Hub Power Plant

Description: The project is to be located on a 215,000 m²-property leased for 25 years with an extension option for another 25 years, benefitting from sheltered deep water berthing for ocean-going vessels. The site has space and planning for a second 130,000m³-storage tank.

Industry Sector: Liquefied Natural Gas (LNG) Storage Facility & Hub Terminal

Project Cost: USD225 Million

Proposed Cooperation/Structure: Equity Investments

Offshore Wind Project

Description: 1,000 MW offshore windfarm in development with strong site fundamentals, offtake expected to be secured in 2025 through either the Green Energy Auction Program or a Power Purchase Agreement (PPA)

Industry Sector: Renewable Energy

Project Cost: USD3 Billion

Proposed Cooperation/Structure: Co-investment (Direct equity investment into the project without incurring fund management fees) into the project, contingent on a commitment of at least USD 100m into Growth Markets Fund II. The amount offered to co-invest into the project is proportionately linked to the amount committed to GMF II subject to a co-investment limit. Investor would be expected to enter the offshore wind project at historical cost plus interest premium

A Sustainable Farm-to-Global-Market Growth Opportunity

Description: Growth capital to scale sustainable functional beverage leader. The business model positions the Farms alongside category leaders in \$128.6B functional beverage market.

Industry Sector: Philippine coconut agriculture & global beverage industry

Project Cost: up to USD50 Million

Proposed Cooperation/Structure: Direct investment, possible combination of: (A) New Shares Issuance; (B) Purchase of Existing Shares; (C) Hybrid (Combined A & B); (D) Convertible Debt

Green Steel Expansion

Description: Expansion of green steelmaking capacity from 500K MT to 3.5M. MT

Industry Sector: Manufacturing

Project Cost: USD318 Million (through equity raised at parent level) and USD856 Million (through debt raised project financing at subsidiary level)

Proposed Cooperation/Structure: Equity investment of USD 318M is through primary offering at parent level; Preferred Exit will be through an IPO within 5 years.

Rail Transport Project

Description: The Project involves the design, building, operating, and maintaining the approximately 22.5-km mostly elevated Light Railway Transit (LRT) System consisting of sixteen (16) stations along circumferential road C-5 connecting the Ninoy Aquino Terminal Airport (NAIA) Terminal 3 to Quezon City, terminating at Commonwealth Avenue.

Industry Sector: Transportation

Project Cost: USD2.748 Billion

Proposed Cooperation/Structure: Build-Transfer-Operate and Maintain (BTOM)

Solar Projects and Battery Energy Storage Systems (BESS) Projects

Description: A pipeline of five (5) solar projects and six (6) BESS projects in different stages of development

Industry Sector: Renewable Energy

Project Cost: total of USD2.105 Billion

Geothermal Power Project 1

Description: The Project has total contract area of 17,658 hectares. The two exploration wells have been drilled and completed in August 2023. On the next stage of the pre-developmental phase, two additional appraisal wells are to be drilled to establish the extent and size of the project geothermal resource.

Industry Sector: Renewable Energy

Project Cost: USD17 Million

Proposed Cooperation/Structure: Technical Partner for Power Plant and Steamfield Development; Investment and Power Plant Operations Partner

Geothermal Power Project 2

Description: The Project has a total contract area of 20,169 hectares. The exploration drilling campaign of the Project is targeted to start in the 4th Quarter of 2025. Pre-feasibility studies and drilling preparation works are currently ongoing.

Industry Sector: Renewable Energy

Project Cost: USD56.10 Million

Proposed Cooperation/Structure: Technical Partner for Power Plant and Steamfield Development; Investment and Power Plant Operations Partner

Geothermal Power Project 3

Description: The Project has a total contract area of 3,696 ha. The exploration drilling campaign of the Project is targeted to start in the 3rd Quarter of 2026. Pre-feasibility studies and drilling preparation works are currently ongoing.

Industry Sector: Renewable Energy

Project Cost: USD23.80 Million

Proposed Cooperation/Structure: Technical Partner for Power Plant and Steamfield Development; Investment and Power Plant Operations Partner

Geothermal Power Project 4

Description: The project has a total contract area of 36,450 has. The exploration drilling campaign of the Project is targeted to start in the 4th Quarter of 2025. Pre-feasibility studies and drilling preparation works are currently ongoing.

Industry Sector: Renewable Energy

Project Cost: USD11.73 Million

Proposed Cooperation/Structure: Technical Partner for Power Plant and Steamfield Development; Investment and Power Plant Operations Partner

Wind Power Project 1

Description: The pre-feasibility study and Information, Education, and Communication (IEC) sessions with the host communities have been completed, and several Resolutions of Support have been obtained. The team is currently in the process of applying for the necessary permits to commence the wind measurement campaign

Industry Sector: Renewable Energy

Project Cost: USD 0.323 Million

Proposed Cooperation/Structure: Technical, Investment and Power Plant Operations Partner

Wind Power Project 2

Description: The pre-feasibility study and Information, Education, and Communication (IEC) sessions with the host communities have been completed, and several Resolutions of Support have been obtained. Project currently in the process of being applied for the necessary permits to commence the wind measurement campaign

Industry Sector: Renewable Energy

Project Cost: USD0.323 Million

Proposed Cooperation/Structure: Technical, Investment and Power Plant Operations Partner

Manufacturing Expansion and Sustained R&D

Description: Mechanical Energy Storage System

Industry Sector: Renewable Energy

Project Cost: USD200 Million

Proposed Cooperation/Structure: Equity & Loan



Sri Lanka



investsrilanka.com

General Country Profile

Capital	Sri Jayawardenepura Kotte (administrative); Colombo (commercial)
Population	~22 million (2023 estimate)
Area	~65,610 km ²
Climate	Tropical monsoon climate; generally hot and humid, with two primary monsoon seasons
Languages	Official: Sinhala and Tamil Link Language: English
Currency	Sri Lankan Rupee (LKR)
Time Zone	Sri Lanka Standard Time (UTC+5:30)
Religions	Predominantly Buddhist (~70%), with Hindu, Muslim, and Christian minorities
Legal System	Mixed system influenced by Roman-Dutch law, English common law, and customary laws

Key Macro-Economic Indicators

GDP (Nominal), billion USD

\$84-85

GDP Growth Rate

-3% (2023 estimate)

GDP Per Capita, thousand USD

3.7

Inflation Rate

~33-35%

Unemployment Rate

~5%

Government Debt (% of GDP)

>100%

Exchange Rate, per 1 USD

320 LKR

Fiscal Balance (% of GDP)

-8%

Key Sectors

Agriculture (tea, rubber, coconut),
textiles/apparel, tourism,
remittances, IT, shipping

WHY INVEST IN SRI LANKA?

Sri Lanka is an emerging investment destination in South Asia, offering a wealth of opportunities across diverse sectors. Its strategic location along major shipping routes, skilled workforce, and government-backed incentives for foreign direct investment make Sri Lanka a highly competitive and attractive hub for global investors.

Textiles & Apparel

Sri Lanka is a global leader in sustainable and ethically manufactured textiles, with a well-established export market.

Overview

- **Global Hub for Premium Apparel:** Known for high-quality garment exports to brands like Nike, Victoria's Secret, and H&M.
- **Green Manufacturing Leadership:** Sri Lanka has LEED-certified factories leading the way in sustainable textile production.
- **Apparel Parks:** Government-established zones with tax benefits and robust infrastructure cater specifically to textile manufacturers.

Why It's Attractive

- **Access to GSP+ (Generalized Scheme of Preferences Plus)** allowing duty-free access to the EU market.
- **World-class standards** in ethical production and fair labor practices that align with international investor preferences.
- **Wide skill availability** thanks to Sri Lanka's trained textile and garment workforce.

Tourism and Hospitality

Tourism is one of Sri Lanka's most promising industries, blending natural beauty, ancient history, and vibrant culture.

Overview

- **Cultural Heritage:** UNESCO World Heritage Sites like the Sigiriya Rock Fortress and Sacred City of Kandy attract millions.
- **Eco-Tourism Potential:** Biodiverse rainforests, tea estates, and nature reserves such as Yala National Park appeal to eco-tourists.
- **Rising Luxury Tourism:** Increasing demand for boutique hotels, spa resorts, and wellness retreats.

Why It's Attractive

- **Growing Popularity:** Over 2 million tourists annually, with government initiatives targeting 5 million by 2030.
- **Year-Round Tourism:** Seasonal destinations (beach in the south, wildlife in the northeast) ensure continuous tourist activity.
- **Incentives for Investors:** Ownership of resorts, land lease agreements, and tax-free holidays for tourism projects.

IT and Business Process Outsourcing (BPO)

Sri Lanka is emerging as a tech and outsourcing hub in South Asia.

Overview

- **Global Recognition:** Ranked as a top outsourcing destination by AT Kearney, thanks to cost-effectiveness and skilled talent.
- **Knowledge Economy Initiatives:** Programs such as Digital Sri Lanka aim to enhance IT literacy and business-friendly tech ecosystems.
- **Special Focus on Fintech:** Growing adoption of digital banking, e-wallets, and cybersecurity solutions.

Why It's Attractive

- **Young Workforce:** A highly educated talent pool with strong English proficiency.
- **Competitive Costs:** Operations in Sri Lanka are typically 50–60% cheaper than in Western markets.
- **Supportive Environment:** Benefits include tax exemptions and special zones for IT parks like Orion City and government-backed tech hubs.

Agriculture and Agro-Business

With fertile landscapes and a living agricultural tradition, Sri Lanka offers opportunities for both primary production and value-added agribusiness.

Overview

- **Tea and Exports:** Sri Lanka's Ceylon Tea is a globally recognized brand, making the country a leader in premium global tea markets.
- **Spices and Organic Products:** Cinnamon and black pepper production dominate agricultural exports, along with increasing demand for organic products.
- **Fruit Cultivation and Processing:** Rising opportunities in value-added tropical fruit products.

Why It's Attractive

- **Global Markets:** Strong export linkages with Middle Eastern, European, and Asian markets.
- **Government Push:** Bio-agriculture and eco-friendly farming practices receive government subsidies and incentives.
- **Unforged Niche:** Post-harvest agriculturally processed goods like dried fruit, herbal teas, and extracts.

Renewable Energy

Sri Lanka is committed to a 100% renewable energy target by 2050, offering significant opportunities in clean energy.

Overview

- **Hydropower Backbone:** Existing hydroelectric resources form the bulk of current renewable energy, with untapped potential for large-scale projects.
- **Solar & Wind:** Incentives available to investors for large-scale solar park development and offshore/ onshore wind energy projects.
- **Green Hydrogen Exploration:** Early-stage efforts in green hydrogen development could become a lucrative niche.

Why It's Attractive

- **Policy-Driven Growth:** Facilitated by feed-in tariffs, tax exemptions, and guaranteed electricity purchase agreements.
- **Emerging Demand for ESG:** Sustainable investments are increasingly being incentivized in the country's energy sector.
- **Infrastructure Development Support:** World Bank and ADB financing encourage private investments.

Interesting Things About Sri Lanka for Investors

Strategic Location

- Sri Lanka is located at the crossroads of critical shipping routes, making its Colombo Port a major transshipment hub.
- Easy access to India, China, and ASEAN countries offers enhanced trade connectivity for foreign businesses.

Skilled Workforce

- Sri Lanka boasts a 97% literacy rate, one of the highest in South Asia.
- A language advantage—English is widely spoken in business and education.

Special Economic Zones (SEZs)

- The government is expanding special economic zones (SEZs) to cater to industries like IT, logistics, and textiles.
- **Free Port Advantages:** Ports like Hambantota offer duty-free trade and warehousing facilities.

Global Trade Access

- Sri Lanka enjoys GSP+ trade preferences, providing duty-free or reduced-duty exports to the EU.
- **Bilateral Trade Agreements:** Trade pacts with India, China, and Pakistan for regional exports.

Tourism Diversity

- Unique Buddhist pilgrimages, tea estate experiences, and wildlife tours draw diverse types of travelers.
- Luxury tourism, including resorts and boutique infrastructure, is an underexplored space.

References

- **Asian Development Bank (2024) Sri Lanka:** Economy. Available at: <https://www.adb.org/countries/sri-lanka/economy>
- **World Bank (2024) Sri Lanka Overview.** Available at: <https://www.worldbank.org/en/country/srilanka/overview>
- **International Monetary Fund (IMF) (2024) Sri Lanka:** 2024 Article IV Consultation-Press Release; Staff Report; and Statement by the Executive Director for Sri Lanka. IMF Country Report No. 24/66. Available at: <https://www.imf.org/en/Publications/CR/Issues/2024/03/05/Sri-Lanka-2024-Article-IV-Consultation-Press-Release-Staff-Report-and-Statement-by-the-540004>

Caribbean

The Caribbean region is a vibrant and diverse economic landscape, with its economies heavily influenced by tourism, offshore financial services, and agriculture. Tourism is a cornerstone of many Caribbean economies, driving significant revenue and employment as millions of international visitors are drawn to its tropical climate and pristine beaches. Additionally, the region is investing in renewable energy, digital services, and modernizing infrastructure to diversify beyond traditional sectors.

The Caribbean also serves as a critical hub for maritime trade and logistics, connecting North, Central, and South America. Recent trends indicate a growing focus on regional integration and digital transformation, which, along with strategic public-private partnerships, are poised to boost resilience and long-term growth in the face of global economic challenges.



Greater Antilles:

- Cuba
- Dominican Republic
- Haiti
- Jamaica
- Puerto Rico (U.S. territory)

Lucayan Archipelago:

- The Bahamas
- Turks and Caicos Islands (UK territory)

Leeward Islands:

- Antigua and Barbuda
- Saint Kitts and Nevis
- Saint Martin/Sint Maarten (French and Dutch parts)
- Anguilla (UK territory)
- British Virgin Islands (UK territory)
- U.S. Virgin Islands (U.S. territory)
- Montserrat (UK territory)

Windward Islands:

- Dominica
- Saint Lucia
- Saint Vincent and the Grenadines
- Grenada

Southern Caribbean:

- Barbados
- Trinidad and Tobago
- Curaçao (Netherlands)
- Aruba (Netherlands)
- Bonaire (Caribbean Netherlands)
- Sint Eustatius (Caribbean Netherlands)
- Saba (Caribbean Netherlands)

Foreign Direct Investment Agencies in the Caribbean

Bahamas – Bahamas Investment Authority (BIA) – <https://www.bahamas.gov.bs/bia/>

Barbados – Invest Barbados – <https://investbarbados.org/>

Cuba – Ministry of Foreign Trade and Investment (MINCEX) – <https://inviertaencuba.mincex.gob.cu/en/>

Curaçao – Curaçao Investment & Export Promotion Agency (CINEX) – <https://cinex.cw/>

Dominican Republic – ProDominicana – <https://prodominicana.gob.do/en>

Grenada – Grenada Investment Development Corporation (GIDC) – <https://gfdc.gd/>

Haiti – Center for Facilitation of Investments (CFI) – <https://cfihaiti.com/>

Jamaica – Jamaica Promotions Corporation (JAMPRO) – <https://dobusinessjamaica.com/>

Puerto Rico – Invest Puerto Rico (InvestPR) – <https://www.investpr.org/>

Trinidad and Tobago – Global Trinidad and Tobago – <https://globaltrinidadandtobago.com/>

Saint Lucia – Saint Lucia Investment Promotion Agency – <https://investstlucia.com/>



Antigua and Barbuda

General Country Profile

Capital	St. John's
Population	103,000 (2024 estimate)
Area	~442 km ²
Climate	Tropical; moderated by trade winds; typically warm year-round with a wet season (June–November) and a dry season (December–May)
Languages	English (official), with local Antiguan Creole variants
Currency	East Caribbean Dollar (XCD)
Time Zone	Atlantic Standard Time (GMT -4)
Religions	Predominantly Christianity (e.g., Anglican, Methodist, Pentecostal, Seventh Day Adventist, and Moravians)
Legal System	Based on English Common Law

Key Macro-Economic Indicators

GDP (Nominal), billion USD

2.4

GDP Growth Rate

6%

GDP Per Capita, USD

24,000

Inflation Rate

~5.6%

Unemployment Rate

~10%

External Debt (% of GDP)

~62%

Current Account Balance (% of GDP)

-3%

Exchange Rate, per 1 USD

2.7 XCD

Fiscal Balance (% of GDP)

4.8%



Tourism, Agriculture, Health and Wellness, Yachting and Marine Services, Renewable Energy, Information Communication Technology, Financial Services, Real Estate, Creative and Cultural Industries

Contact: Garfield Joseph - Executive Director
Agency: Antigua and Barbuda Investment Authority
Phone: +12684811012 Email: garfield.joseph@ab.gov.ag



MICE (Meetings, Incentives, Conferences, and Exhibitions)

Infrastructure Readiness: The recent development of the Conference Facility at the American University of Antigua (AUA), coupled with expanding hotel conference venues, makes the country increasingly attractive for regional and international events.

Air Access & Connectivity: Antigua's well-connected international airport provides easy access for event participants from key global markets.

Skilled Workforce: The local workforce is bolstered by hospitality training programs, offering professional event planning and guest services.

Growing Market: MICE tourism offers opportunities for investments in event management, AV services, catering, and hospitality support infrastructure.

Strategic Advantage: As a stable and scenic destination, Antigua and Barbuda is well-positioned to become a Caribbean hub for corporate and professional gatherings.

Tourism

- **Global Recognition:** Antigua and Barbuda's reputation as a premier Caribbean vacation spot, known for its 365 beaches, consistently draws international tourists.
- **Growth Opportunities:** From luxury resorts to eco-tourism lodges, there is ample room to develop unique visitor experiences.
- **Supporting Infrastructure:** The country has modern airports, seaports, and a well-developed hospitality sector, making it easier for investors to establish or expand tourism ventures.
- **Government Support:** Incentives such as tax holidays and streamlined licensing encourage investments in hotels, restaurants, tour services, and more.

Agriculture

- **Fertile Land & Climate:** The islands' tropical climate supports a range of crops (e.g., fruits, vegetables) that can be grown for both local consumption and export.
- **Food Security & Import Substitution:** Opportunities exist to reduce reliance on food imports by expanding local production, creating cost efficiencies for hospitality and retail sectors.
- **Value-Added Products:** There is potential for agro-processing—turning raw materials into finished goods (e.g., jams, sauces, juices)—to meet regional and global demand.
- **Niche Markets:** Organic and specialty crops can tap into the growing global trend for sustainable and health-focused produce.

Health and Wellness

- **Rising Global Demand:** The health and wellness industry is expanding worldwide, with travelers seeking holistic retreats, spa services, and wellness-focused vacations.
- **Natural Appeal:** Antigua and Barbuda's tranquil setting and tropical climate are ideal for wellness resorts, rehabilitation centers, and health tourism.
- **Complementary to Tourism:** Health and wellness offerings can diversify the country's tourism portfolio, attracting a broader range of visitors looking for preventive healthcare and relaxation.
- **Medical Tourism Potential:** Partnerships with international healthcare providers could establish specialized clinics or facilities, leveraging the country's reputation as a safe and scenic destination.

Yachting and Marine Services

- **Strategic Location:** Antigua is renowned for its world-class sailing events (e.g., Antigua Sailing Week) and is a major stop for yachts traveling in the Caribbean.
- **Existing Infrastructure:** Well-equipped marinas, boatyards, and repair facilities are already in place, offering a solid foundation for expansion.
- **High-End Clientele:** Yachting attracts affluent visitors, creating opportunities for luxury services, hospitality, and support industries.
- **Room for Growth:** Services such as yacht maintenance, chartering, crew training, and marina development can be further developed to meet growing demand.

Renewable Energy

- **Sustainability Focus:** The government is committed to reducing fossil fuel dependency and promoting clean energy solutions.
- **Abundant Resources:** Consistent sunshine and coastal winds provide ideal conditions for solar and wind power generation.
- **Incentives & Policies:** Investors in green technologies may benefit from tax breaks, reduced duties on equipment, and other supportive regulations.
- **Regional Leadership:** Success in renewable projects can position Antigua and Barbuda as a leader in sustainable development within the Caribbean.

Information Communication Technology (ICT)

- **Growing Digital Economy:** Demand for ICT services, including software development, data centers, and call centers, is on the rise regionally and globally.
- **Skilled Workforce & Training:** With proper training and investment, local talent can support ICT operations, reducing labor costs compared to larger markets.
- **Infrastructure Development:** Government initiatives aim to expand broadband access, offering a solid platform for tech-related investments.
- **E-Government & FinTech Potential:** Collaboration with public institutions can further digitize services, and FinTech solutions can tap into tourism and financial service sectors.

Financial Services

- **Established Offshore Sector:** Antigua and Barbuda already hosts international banks, trust companies, and insurance firms, leveraging its status as a stable jurisdiction.
- **Regulatory Framework:** Transparent and robust legal structures help attract global clients looking for secure financial solutions.
- **Wealth Management & Corporate Services:** There is room to expand offerings such as wealth management, corporate registration, and business advisory services.
- **Synergy with Other Industries:** Close ties to tourism and real estate can boost demand for financial products like property financing and insurance.

Real Estate

- **High Demand for Luxury Properties:** Scenic beachfronts and exclusive gated communities draw both vacationers and retirees, boosting property sales and rentals.
- **Investment Incentives:** Programs like Citizenship by Investment (CBI) stimulates demand for high-end developments and encourage foreign property buyers.
- **Tourism-Driven Market:** Strong tourist arrivals create opportunities for hotel, resort, and vacation rental development.
- **Infrastructure Expansion:** Upgrading roads, utilities, and public facilities further enhances property values and investor confidence.

Creative and Cultural Industries

- **Vibrant Heritage:** Rich cultural traditions, music, and festivals (such as Carnival) offer a platform for creative endeavors.
- **Growing Global Interest:** Tourists and international audiences increasingly seek authentic cultural experiences, art, and local crafts.
- **Digital Distribution:** The rise of online streaming and digital content opens avenues for local artists, filmmakers, and musicians to reach global markets.
- **Government Support:** Initiatives to preserve and promote heritage can include grants or tax incentives for creative projects and cultural events.

References

- **International Monetary Fund (IMF) (2023) Antigua and Barbuda:** 2023 Article IV Consultation-Press Release; Staff Report; and Statement by the Executive Director for Antigua and Barbuda. IMF Country Report No. 23/219. Available at: <https://www.imf.org/en/Publications/CR/Issues/2023/07/27/Antigua-and-Barbuda-2023-Article-IV-Consultation-Press-Release-Staff-Report-and-Statement-538680>
- **World Bank (2024) Antigua and Barbuda Overview.** Available at: <https://www.worldbank.org/en/country/antiguaandbarbuda/overview>
- **United Nations Data (2024) Antigua and Barbuda Country Profile.** Available at: <https://data.un.org/en/iso/ag.html>
- **Caribbean Development Bank (2024) Country Economic Review:** Antigua and Barbuda. Available at: <https://www.caribank.org/publications-and-resources/country-economic-reviews>



Barbados

General Country Profile

Capital	Bridgetown
Population	265,332 (2023)
Area	~430 km ²
Climate	Tropical maritime climate; moderated by northeast trade winds; warm year-round with a rainy season from June to November
Languages	English (official)
Currency	Barbadian Dollar (BBD)
Time Zone	Atlantic Standard Time (UTC-4)
Religions	Predominantly Christianity (including Anglican, Methodist, and other Protestant denominations)
Legal System	Based on English common law with local statutory modifications

INVEST
BARBADOS

<https://investbarbados.org/>

Key Macro-Economic Indicators

GDP (Nominal), billion USD

7.1

GDP Growth Rate

4%

GDP Per Capita, thousands USD

25

Inflation Rate

1.4%

Unemployment Rate

7.1%

External Debt (% of GDP)

38.9%

Current Account Balance (% of GDP)

-4.5%

Exchange Rate, per 1 USD

2 BBD

Fiscal Balance (% of GDP)

1.5%

Key Sectors

Tourism
Financial services
International business
Manufacturing
Real estate
Construction

WHY INVEST IN BARBADOS?

Barbados stands out as one of the Caribbean's premier destinations for foreign direct investment, thanks to its stable political environment, high literacy rate, and strategic location. Renowned for its beautiful beaches and vibrant culture, the island also offers a well-developed infrastructure, robust regulatory framework, and strong ties to major international markets. Barbados is a member of the Caribbean Community (CARICOM) and maintains numerous tax and investment treaties that make it an attractive hub for global businesses.

Additionally, the government is proactive in fostering a pro-business climate by offering various incentives, including tax breaks and streamlined processes for company registration. These measures, coupled with a highly educated workforce and a modern legal framework, position Barbados as an ideal place to establish or expand operations in the Caribbean.

Major Reasons to Invest

Stable Democracy: Barbados has a long-standing tradition of democratic governance and rule of law, creating a reliable environment for investors.

Highly Educated Workforce: Boasting one of the highest literacy rates in the region, Barbados ensures a readily available pool of skilled professionals.

Investment Incentives: Double taxation agreements, competitive corporate tax rates, and foreign tax credits reduce costs and enhance profitability.

Pro-Business Government: Initiatives to encourage FDI include simplified licensing, duty free concessions, and support from agencies dedicated to facilitating investment.

Excellent Infrastructure: Modern telecommunications, reliable utilities, and well-maintained transportation networks facilitate smooth business operations.

Key Industries

Tourism & Hospitality: With year-round sunshine, luxury resorts, and cultural festivals, tourism remains the backbone of Barbados's economy, offering myriad opportunities in hotel development, eco-tourism, and event management.

Financial Services: A well-regulated international business sector and strong legal framework make Barbados a preferred jurisdiction for international banking, insurance, and wealth management.

Renewable Energy: The government's push towards green initiatives creates opportunities, particularly in energy storage, wind, and other sustainable, wind, and other sustainable energy projects aimed at reducing fossil fuel dependency.

Agriculture & Agro-Processing: Sugarcane has historically been a mainstay, but growing demand for high-value specialty products (such as rum, artisanal foods, and organic produce) presents new investment avenues.

Real Estate & Construction: The demand for upscale residential and commercial developments—particularly in coastal areas—continues to rise, attracting both regional and international investors.

CLARENDON HALLS OF RESIDENCE

Construction / Education

Contact: Professor Winston Moore - Professor of Economics and Deputy Principal, University of the West Indies, Cave Hill Campus

Agency: University of the West Indies, Cave Hill Campus

Phone: +2464174034

Email: winston.moore@cavehill.uwi.edu

Construction of a 24,000 Sq.Ft. accommodation for 100 students at the Cave Hill University. The project is to include 80 bedroom facilities, shared bathrooms and shower rooms, communal kitchens, dining, living and study rooms. The building will also offer 13 ensuite bedrooms. This will assist in meeting the need for safe, affordable and easily accessible lodgings for students.

Investment Sought: US\$ 9.25 M with an operating income of US\$1 M in 5 years

Investment Type: Public-Private Partnership

Feasibility: Concept Stage

AGGREGATE BERTH & STORAGE FACILITY

Blue Economy

Contact: David Jean-Marie, CEO

Agency: Barbados Port Inc

Phone: +1 (246) 246-6130

Email: djeanmarie@barbadosport.com

This project involves the development of a new aggregate/bulk berth and approximately 10 acres of bulk storage area to the north of the port in the area along the Mighty Grynner Highway. The facility would be used for the handling, storage, and distribution of imported aggregate materials to support industrial and other commercial development in Barbados. Further tonnage growth through the facility could also occur with a potential burgeoning export market for materials in the adjacent lower and Southern Caribbean and South American countries that are undergoing development as well.

There is potential for an investor or operator to partner with the port to invest in the building out and lead the operation of the facility.

Investment Sought: (US\$40 million)

Investment Type: Joint (public/private)

References

- **International Monetary Fund (IMF) (2023) Barbados:** 2023 Article IV Consultation-Press Release; Staff Report; and Statement by the Executive Director for Barbados. IMF Country Report No. 23/247. Available at: <https://www.imf.org/en/Publications/CRIssues/2023/08/18/Barbados-2023-Article-IV-Consultation-Press-Release-Staff-Report-and-Statement-by-the-539058>
- **World Bank (2024) Barbados Overview.** Available at: <https://www.worldbank.org/en/country/barbados/overview>
- **United Nations Data (2024) Barbados Country Profile.** Available at: <https://data.un.org/en/iso/bb.html>
- **Caribbean Development Bank (2024) Country Economic Review:** Barbados. Available at: <https://www.caribank.org/publications-and-resources/country-economic-reviews>

Dominican Republic

General Country Profile

Capital	Santo Domingo
Population	~11 million (2023 estimate)
Area	~48,671 km ²
Climate	Tropical maritime climate, generally hot and humid, with a rainy season from May to November
Languages	Official: Spanish Widely Used in Tourism: English
Currency	Dominican Peso (DOP)
Time Zone	Atlantic Standard Time (UTC-4)
Religions	Predominantly Roman Catholic, with Protestant and other Christian denominations
Legal System	Civil law system based on the French Civil Code

Key Macro-Economic Indicators

GDP (Nominal), billion USD

125

GDP Growth Rate

5%

GDP Per Capita, thousands USD

12

Inflation Rate

3.5%

Unemployment Rate

4.8%

Government Debt (% of GDP)

57.5%

Exchange Rate, per 1 USD

59 DOP

Fiscal Balance (% of GDP)

-3.1%

Key Sectors

Tourism, agriculture, manufacturing (free-trade zones), renewable energy, mining, services (finance, telecommunications, retail)



<https://prodominicana.gob.do/en>

WHY INVEST IN THE DOMINICAN REPUBLIC?

The Dominican Republic stands out as the leading destination for foreign direct investment in the Caribbean and Central America, due to its stable political, economic, social, and legal environment; its strategic location with access to major global markets; and a legal framework that offers both security and fiscal incentives to investors. The country provides advanced infrastructure in transportation and telecommunications, a competitive cost structure, and a diversified economy. It also benefits from a skilled and increasingly specialized workforce that effectively supports the development of various industries. Its openness to international trade—reinforced by multiple free trade agreements—and the active support of government institutions, such as the Export and Investment Center of the Dominican Republic (ProDominicana), foster a highly favorable climate for sustainable and profitable investments.

References

- **International Monetary Fund (IMF) (2024) Dominican Republic.** 2024 Article IV Consultation-Press Release; Staff Report; and Statement by the Executive Director for the Dominican Republic. IMF Country Report No. 24/82. Available at: <https://www.imf.org/en/Publications/CR/Issues/2024/03/25/Dominican-Republic-2024-Article-IV-Consultation-Press-Release-Staff-Report-and-Statement-by-the-540543>
- **World Bank (2024) Dominican Republic Overview.** Available at: <https://www.worldbank.org/en/country/dominicanrepublic/overview>
- **United Nations Data (2024) Dominican Republic Country Profile.** Available at: <https://data.un.org/en/iso/do.html>
- Banco Central de la República Dominicana (2024) Indicadores económicos. Available at: <https://www.bancentral.gov.do/estadisticas/indicadores-economicos>



Jamaica

General Country Profile

Capital	Kingston
Population	~2.9 million (estimate)
Area	~10,991 km ²
Climate	Tropical; warm and humid year-round with a distinct wet season (May–November) and a relatively dry season (December–April)
Languages	English (official); Jamaican Patois widely spoken informally
Currency	Jamaican Dollar (JMD)
Time Zone	Eastern Standard Time (UTC -5; Jamaica does not currently observe daylight saving time)
Religions	Predominantly Christianity (with denominations such as Baptist, Anglican, Seventh-day Adventist, and also Rastafarian influences)
Legal System	Based on English common law and local statutory modifications



<https://dobusinessjamaica.com>

Key Macro-Economic Indicators

GDP (Nominal), billion USD

15-16

GDP Growth Rate

1.5-2%

GDP Per Capita, thousands USD

5-6

Inflation Rate

5-6%

Unemployment Rate

10%

External Debt (% of GDP)

~70%

Current Account Balance (% of GDP)

-3 to -3%

Exchange Rate, per 1 USD

155 JMD

Fiscal Balance (% of GDP)

-2 to -5%

Key Sectors

Tourism, mining (bauxite/alumina), agriculture, manufacturing, remittances, financial services

Rollington Real Estate Resort Development

1,300 Room, 5-Star All-Inclusive Hotel Resorts, Coastal, Jamaica

Project/Development Cost: 930,000,000.00 USD

Special Note: The land is owned outright. This project is located on the north coast of Jamaica and is 100% privately owned by the Rollington Homes Development Jamaica Ltd, which is a subsidiary of the Rollington Group Ltd. The Rollington Group Ltd is a private equity group that acquires, build, develop, operate, and own cash flow projects mostly in excess of \$100,000,000 USD in assets, in high demand industries and sectors globally.

The 1,300 key hotel is to be built on 80 acres with a minimum estimated land value of \$180,000,000.00 USD. However, the 80-acre parcel of land will be severed for 3 hotels and a retirement village with each project owning its related registration. The hotel will be a 1,300 room 5-Star All Inclusive Hotel Beach Resort.

There will 3 Hotel Buildings on the 80 acres. See details below.

- Hotel 1, will be 400 rooms on 14 acres, 5-Star, High Quality Hotel Brand,
- Hotel 2, will be 400 rooms on 14 acres, 5-Star, High Quality Hotel Brand,
- Hotel 3, will be 500 rooms on 20 acres, 5-Star, High Quality Hotel Brand,

Key Market Details:

- **Location:** Our 3 brand of hotels will be located on the north coast, on 4 kilometers of net white sand beach, and in close proximity to the pending development of the only 800 room Marriott World All Inclusive Hotel Resort in Jamaica. This type of Marriott Hotel is 1st of 5 hotel buildings for the Marriott in this location. The other 4 Marriott Hotel Buildings will be constructed in the next 3 years. Construction is expected to start within the next 6 to 12 months.
- **New Hotels:** The north coast continues to expand and will be the home of a new Ritz-Carlton Hotel All Inclusive, which will be in close proximity to the Marriott World Hotel. In Hanover and along the north coast, The Princess Hotel brand has already commenced the construction of a 2,000 room All Inclusive Hotel.
- **Industry Demand:** The tourism industry in Jamaica has been rich with tourists visits that keep exceeding new levels each year. Hence, to meet the demand each year for hotel rooms, Jamaica as a country is tasked to match the demand of 80,000 hotel rooms yearly. Currently, Jamaica annually is supplying approximately 30,000 hotel rooms and is in the process of building another 3,000 rooms.

Strategic Business Partners:

The business partners below have been strategically engaged to set up this hospitality venture for success.

- **Hotel Franchises and Operators:** Open to discuss opportunities
- **Construction and Operating Business Insurance:** AON Insurance Canada - Link: <https://www.aon.com/canada/default.jsp>
- **Legal:** Dentons Law Canada - Link: <https://www.dentons.com/en/global-presence/canada>
- **Contractor:** Rollington Group Ltd
- **Builder:** Therrestra - Link: <https://therrestra.com/en/>

Construction Timeline:

Construction is expected to completed within the usual 15-month period after the receipt of the building permit approval. Rollington Group has already received a commitment from the builder to complete the project within cost, and to meet the mandated quality standards.

Project cost and ROI.

The cost of the project including land, soft, and hard costs is budgeted for \$930,000,000.00 USD (all 3 hotels).

The project is expected to generate a 25% ROI after construction and at least 2 years of operations.

Rollington Group Ltd - Contact Details:

Kirk Stephens – 416 662 3450

rollingtonhomesdev@gmail.com

References

- **International Monetary Fund (IMF) (2023) Jamaica:** 2023 Article IV Consultation-Press Release; Staff Report; and Statement by the Executive Director for Jamaica. IMF Country Report No. 23/196. Available at: <https://www.imf.org/en/Publications/CR/Issues/2023/06/28/Jamaica-2023-Article-IV-Consultation-Press-Release-Staff-Report-and-Statement-by-the-536973>
- **World Bank (2024) Jamaica Overview.** Available at: <https://www.worldbank.org/en/country/jamaica/overview>
- **United Nations Data (2024) Jamaica Country Profile.** Available at: <https://data.un.org/en/iso/jm.html>
- **Caribbean Development Bank (2024) Country Economic Review:** Jamaica. Available at: <https://www.caribank.org/publications-and-resources/country-economic-reviews>



Saint Lucia

General Country Profile

Capital	Castries
Population	~180,000 (2023 estimate)
Area	~617 km ²
Climate	Tropical maritime; a dry season (December–May) and a rainy/hurricane season (June–November)
Languages	Official: English Widely Spoken: Saint Lucian Creole French (Kwéyòl)
Currency	Eastern Caribbean Dollar (XCD)
Time Zone	Atlantic Standard Time (UTC–4)
Religions	Predominantly Christian (Roman Catholic and Protestant denominations)
Legal System	Based on English common law

Key Macro-Economic Indicators

GDP (Nominal), billion USD

2.0-5.0

GDP Growth Rate

3-4%

GDP Per Capita, thousands USD

10-11

Inflation Rate

4-5%

Unemployment Rate

15-20%

Government Debt (% of GDP)

70-80%

Exchange Rate, per 1 USD

2.7 XCD

Fiscal Balance (% of GDP)

-4 to -5%

Key Sectors

**Tourism, agriculture (bananas),
services, light manufacturing,
offshore banking**



<https://investstlucia.com/>

WHY INVEST IN SAINT LUCIA

Saint Lucia stands as a premier investment destination in the Caribbean, offering a secure, dynamic, and opportunity-rich environment.

Key advantages include:

- **Political and Economic Stability:** A democratic nation with a robust legal framework and sound economic management.
- **Investor-Friendly Policies:** Attractive fiscal incentives, duty-free concessions, and efficient government support services, including opportunities through the Citizenship by Investment Programme (CIP).
- **Strategic Geographic Location:** Gateway access to the Americas and Europe, with expanding airport and port infrastructure.
- **Emerging Growth Sectors:** Significant opportunities in tourism and hospitality, renewable energy, agro-processing, manufacturing, ICT, and healthcare services.
- **Skilled, English-Speaking Workforce:** A highly educated population ready to meet the needs of modern industries.
- **Commitment to Sustainability:** Strong national focus on climate resilience, renewable energy, and sustainable tourism initiatives.
- **High Quality of Life:** Exceptional natural beauty, world-class resorts, reliable infrastructure, and a vibrant cultural scene make Saint Lucia attractive for investors and their families.

Investing in Saint Lucia is more than business — it is a strategic move toward sustainable success in a thriving island economy.

References

- **International Monetary Fund (IMF) (2023) Saint Lucia: 2023 Article IV Consultation-Press Release; Staff Report; and Statement by the Executive Director for Saint Lucia.** IMF Country Report No. 23/350. Available at: <https://www.imf.org/en/Publications/CR/Issues/2023/12/15/Saint-Lucia-2023-Article-IV-Consultation-Press-Release-Staff-Report-and-Statement-by-the-540800>
- **World Bank (2024) Saint Lucia Overview.** Available at: <https://www.worldbank.org/en/country/saintlucia/overview>
- **United Nations Data (2024) Saint Lucia Country Profile.** Available at: <https://data.un.org/en/iso/lc.html>
- **Caribbean Development Bank (2024) Country Economic Review: Saint Lucia.** Available at: <https://www.caribank.org/publications-and-resources/country-economic-reviews>



Saint Vincent and the Grenadines

General Country Profile

Capital	Kingstown
Population	~110,000 (estimate)
Area	~389 km ²
Climate	Tropical; warm and humid with a rainy season (June–November) and a dry season (December–May); subject to occasional hurricanes
Languages	English (official); Vincentian Creole is widely spoken informally
Currency	Eastern Caribbean Dollar (XCD)
Time Zone	Atlantic Standard Time (UTC -4)
Religions	Predominantly Christianity (including Anglican, Methodist, Pentecostal, and Roman Catholic)
Legal System	Based on English common law

Key Macro-Economic Indicators

GDP (Nominal), million USD

866.8

GDP Growth Rate

0.8%

GDP Per Capita, thousands USD

7-8

Inflation Rate

1.7%

Unemployment Rate

25.8%

External Debt (% of GDP)

92%

Current Account Balance (% of GDP)

-2 to -3%

Exchange Rate, per 1 USD

2.7169 XCD

Fiscal Balance (% of GDP)

-14%

Key Sectors

**Tourism
Agriculture
Services**

 **INVEST SVG**
ST. VINCENT & THE GRENADINES

investsvg.com



TOURISM INVESTMENT: MT WYNNE ESTATE

Tourism

Contact: Shanna Browne-Jacobs - Investment Facilitation Services Manager

Agency: Invest SVG

Phone: +17844572159 Email: sbrowne@investsvg.com

Mount Wynne Estate offers 450 acres of prime beachfront real estate, characterized by swaying coconut trees and two long, undulating stretches of black sand beaches. With both public and private beach access, this scenic property is ideal for high-end tourism development. The flat to gently sloping land descends gracefully towards the Caribbean Sea, offering a serene environment perfect for luxury villas, hotels, a golf resort, or a health and wellness retreat. Proximity to the capital city and existing infrastructure like electricity and water ensures easy development potential. Mount Wynne also offers exciting recreational opportunities like water sports, including snorkeling, scuba diving, and kayaking.

Investment Sought: USD \$258 million

Investment Type: Public-Private Partnership

Feasibility: Concept Stage



ARGYLE INTERNATIONAL AIRPORT (AIA) FBO DEVELOPMENT PROJECT

Tourism/Aviation

Contact: Shanna Browne-Jacobs - Investment Facilitation Services Manager

Agency: Invest SVG

Phone: +17844572159 Email: sbrowne@investsvg.com

The launch of Argyle International Airport in 2017 has opened up a significant opportunity to develop Fixed Base Operations (FBO) services catering to VIP and high-net-worth travelers. The FBO facility would enhance the airport's services by providing executive lounges, hangar facilities, meeting spaces, and concierge services, attracting high-end clientele such as dignitaries, business executives, and private jet owners. This development would further solidify St. Vincent and the Grenadines' position as a premier luxury travel destination.

Investment Sought: N/A

Investment Type: Public-Private Partnership

Feasibility: Concept Stage



ST. HILAIRE

Tourism/Real Estate

Contact: Shanna Browne-Jacobs - Investment Facilitation Services Manager

Agency: Invest SVG

Phone: +17844572159 Email: sbrowne@investsvg.com

St. Hilaire is a 55-acre property perched on a peninsula between Friendship Bay and the open Atlantic Ocean. The property offers a blend of calm waters on one side and dramatic cliffs on the other, making it perfect for luxury homes, boutique hotels, or high-end residential developments. The area is already a hub for aquatic activities such as snorkeling, scuba diving, and yacht racing, with potential for further expansion. Infrastructure, including electricity, water, and internet, is already in place.

Investment Sought: USD \$9 million,

Investment Type: Public-Private Partnership

Feasibility: Concept Stage



PARK ESTATE

Tourism/Real Estate

Contact: Shanna Browne-Jacobs - Investment Facilitation Services Manager

Agency: Invest SVG

Phone: +17844572159 Email: sbrowne@investsvg.com

Park Estate, located in the north-eastern corner of Bequia, is a vast 600-acre property that spans from Park Bay to L'Anse Chemin Beach. This government-owned land offers a mixture of flat terrain, gentle slopes, and steep hillsides, providing stunning views of Mustique and the uninhabited islets Baliceaux and Battowia. With secluded coves, clear blue waters, and lightly forested hillsides, the estate is perfect for outdoor activities such as snorkeling and scuba diving. It presents an exceptional opportunity for luxury homes, boutique hotels, or eco-friendly resorts.

Investment Sought: USD \$70 million,

Investment Type: Public-Private Partnership

Feasibility: Concept Stage



CRUISE PORT DEVELOPMENT INVESTMENT OPPORTUNITY

Maritime Logistics

Contact: Shanna Browne Jacobs - Investment Facilitation Services Manager

Agency: Invest SVG

Phone: +17844572159 Email: sbrowne@investsvg.com

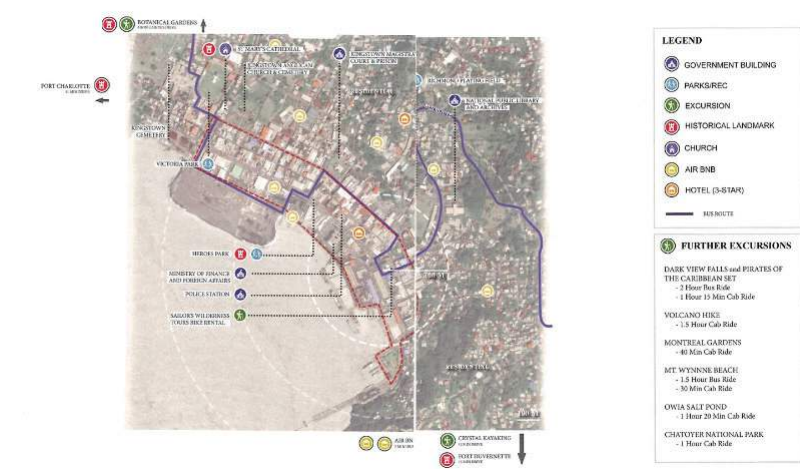
The Government of St. Vincent and the Grenadines is undertaking a transformative port relocation and modernization initiative designed to position the country as a premier destination for maritime logistics and cruise tourism in the Caribbean. Scheduled for completion by 2025, this project aims to enhance port infrastructure, increase operational capacity, and create a gateway that will significantly boost both the tourism and trade sectors.

Situated in the capital city of Kingstown, this state-of-the-art facility will not only elevate the nation's cruise tourism appeal but also streamline logistics to support regional and international trade. As part of this strategic vision, the government is seeking a proficient management entity to oversee and optimize the operations of this modernized port facility.

Investment Sought: USD \$258 million

Investment Type: Public-Private Partnership

Feasibility: Concept Stage



CHATHAM BAY-TOURISM

Tourism/Real Estate

Contact: Shanna Browne-Jacobs - Investment Facilitation Services Manager

Agency: Invest SVG

Phone: +17844572159 Email: sbrowne@investsvg.com

Chatham Bay, a 99-acre property on the western coast of Union Island, offers a stunning combination of natural beauty and untapped potential. Chatham Bay presents a prime opportunity for investors to develop luxury resorts, eco-lodges, or high-end residential properties. The property's natural beauty and existing infrastructure provide an excellent foundation for tourism-focused projects.

Investment Sought: USD \$38 million,

Investment Type: Public-Private Partnership

Feasibility: Concept Stage



References

- International Monetary Fund (IMF) (2023) **St. Vincent and the Grenadines: 2023 Article IV Consultation-Press Release; Staff Report; and Statement by the Executive Director for St. Vincent and the Grenadines.** IMF Country Report No. 23/307. Available at: <https://www.imf.org/en/Publications/CR/Issues/2023/11/02/St-Vincent-and-the-Grenadines-2023-Article-IV-Consultation-Press-Release-Staff-Report-and-539988>
- World Bank (2024) **St. Vincent and the Grenadines Overview.** Available at: <https://www.worldbank.org/en/country/saintvincentandthegrenadines/overview>
- Eastern Caribbean Central Bank (2024) **Statistics: St. Vincent and the Grenadines.** Available at: <https://www.eccb-centralbank.org/statistics/index.php>
- United Nations Data (2024) **Saint Vincent and the Grenadines Country Profile.** Available at: <https://data.un.org/en/iso/vc.html>



Trinidad and Tobago

General Country Profile

Capital	Port of Spain
Population	~1.4 million (2023 estimate)
Area	~5,130 km ²
Climate	Tropical maritime climate with a dry season (January–May) and a rainy season (June–December)
Languages	Official: English Widely Spoken: Spanish (in some areas), local creoles
Currency	Trinidad and Tobago Dollar (TTD)
Time Zone	Atlantic Standard Time (UTC–4)
Religions	Predominantly Christian, with significant Hindu and Muslim communities
Legal System	Based on English common law

Key Macro-Economic Indicators

GDP (Nominal), billion USD

24-28

GDP Growth Rate

~2-3%

GDP Per Capita, thousands USD

~16-18

Inflation Rate

0.5%

Unemployment Rate

~4-5%

External Debt (% of GDP)

59.4%

Exchange Rate, per 1 USD

~6.7 TTD

Fiscal Balance (% of GDP)

-4.8%

Key Sectors

**Energy (oil & gas),
petrochemicals, manufacturing,
tourism, agriculture, finance,
BPO, maritime**



<https://globaltrinidadandtobago.com/>

WHY INVEST IN TRINIDAD AND TOBAGO?

Trinidad and Tobago (T&T) is a vibrant twin-island republic located just off the coast of South America, offering a well-developed infrastructure, strong macroeconomic fundamentals, and a stable political environment. Often hailed as the energy powerhouse of the Caribbean, T&T also boasts an increasingly diversified economy—spanning manufacturing, maritime services, information and communication technology (ICT), and more. With a strategic position at the crossroads of North and South America, the country provides direct access to regional and global markets, making it an ideal hub for foreign direct investment.

Moreover, the government actively encourages private sector participation through a range of incentives, such as tax breaks, streamlined business registration, and dedicated economic zones. These efforts, combined with a highly educated workforce and a culture of innovation, create fertile ground for investors seeking both profitability and long-term growth.

Major Reasons to Invest

Strategic Location: T&T's proximity to major shipping routes offers efficient access to North, Central, and South American markets.

Energy Advantage: A well-established energy sector, particularly natural gas, supports cost-effective power and underpins downstream industries.

Pro-Business Environment: The government's commitment to attracting FDI is evident in its policies, incentives, and specialized industrial parks.

Skilled Workforce: With a strong tradition in technical and tertiary education, T&T's talent pool is well-equipped to support a variety of industries.

Infrastructure & Connectivity: Modern ports, robust telecommunications, and well-maintained road networks facilitate seamless operations.

Key Sectors & Opportunities

1. Business Process Outsourcing (BPO)

- Large-scale customer interaction services, online chat support, and back-office solutions
- Competitive labor costs paired with English-speaking professionals
- Growing demand for outsourced services from regional and international clients

2. Energy-Intensive Manufacturing

- Access to reliable and affordable natural gas for power generation
- Attractive environment for chemical, petrochemical, and plastics manufacturing
- Strong existing energy infrastructure and expertise

3. Maritime & Logistics

- **Offshore Bulk Transshipment Port:** Facilitates cargo transfer to and from North America, China, and beyond
- **Lay-Up of Vessels:** Opportunities to establish vessel lay-up services under stable legal, institutional, and administrative frameworks
- Strategic shipping routes connecting the Americas

4. Manufacturing

- **Gas-Based Downstream Energy:** Opportunities in methanol, ammonia, and related sectors
- **Sustainable Energy & Other Manufacturing:** Growing focus on renewables and diversified manufacturing activities

5. Information & Communication Technology (ICT)

- **Software Design Services:** Growing interest from Silicon Valley clientele for outsourcing software development
- **BPO & IT Services:** Emerging startup ecosystem offering everything from app development to cybersecurity
- Government-led digital initiatives creating demand for ICT solutions

6. Real Estate & Industrial Parks

- **Phoenix Park Industrial Estate:** Positioned in the Caribbean under the Belt and Road Initiative, offering prime industrial plots
- **Moruga Agro-Processing and Light Industrial Park:** Ideal for businesses looking to develop processed foods and light manufacturing
- **Tamana InTech Park:** Build-to-suit land parcels for technology-focused companies and data centers

Sound Stage [Infrastructure]

Creative: Audio/ Visual

Contact: Craig Watkins - Manager Investments (Ag.)

Agency: Invest Trinidad and Tobago Limited (InvesTT)

Phone: +18684816532

Email: craig.watkins@investt.co.tt

The Stolen City is a state-of-the-art film production city designed to position Trinidad and Tobago as a premier destination for international and regional filmmakers. The 8-acre site situated in the heart of the capital city of Port of Spain will host the largest soundstage in the Caribbean along with auxiliary facilities. The project aims to drive economic diversification by creating high-value jobs, attracting foreign investment, and boosting the local film, tourism, and hospitality industries. By providing world-class infrastructure, it will enhance the country's global competitiveness in the creative sector while fostering opportunities for local talent.

Investment Sought: 35 – 40 million USD

Investment Type: Public Private Partnership, Debt / Loan, Private Equity, Joint Venture

Feasibility: Concept Stage

Post-consumer PET plastic recycling facility

Waste Management / Recycling utilizing a Circular Economy Model

Contact: Ronald Pilgrim - CEO/ Founder

Agency: SMCL Investments Trinidad Limited (SMCL) Project Sponsor for PET plastic recycling facility in Latam and Caribbean. SPV - New Leaf Recycling Company Limited (New Leaf) incorporated to oversee the daily operations of the proposed recycling facility.

Phone: +18686856946

Email: rpilgrim@smcl.co

The proposed innovation was designed and engineered by globally renowned German OEM technology provider KRONES AG via a full turn-key arrangement, which provides process guarantees and equipment warranties. The plant is designed to annually process 25,000 Metric Tonnes (MT) of post-consumer PET plastic and produce annually 22,000 (MT) of FDA/EFSA approved, Food Grade recycled PET (rPET) plastic resins.

The rPET resins can then be used by Food and Beverage manufacturers (The Coca-Cola Company, Nestle, PepsiCo and Danone) in their respective packaging to address their recycled content – Extended Producer Responsibility (EPR) obligations. The proposed facility is modular by design and thus it has already been scaled from inception to vertically integrate to produce PET Preforms based on market demands. The facility being proposed is similar to rPlanet Earth: - <https://www.youtube.com/watch?v=SNUyXcVqxYE>

Investment Sought: 54 000 000 USD

Investment Type: Debt / Loan

Feasibility: Feasibility Study Available

Strongblock – manufacture of interlocking concrete blocks for construction

Manufacturing/ Construction

Contact: Azim Hosein - Director

Agency: Strongblock Industries Limited

Phone: +18684479394

Email: azpd444@gmail.com

Our block is superior to a regular concrete block:

1. Interlocking feature makes them 5x stronger than a regular concrete block; offers more protection against floods/ hurricane / subsidence / earthquakes
2. **Cheaper to use:** No mortar required, saving time and money
3. **Faster:** No mortar drying times means you can lay 500 blocks in one day, compared to 150 regular blocks
4. **Greener:** No mortar means you save 1kg of CO2 for every block installed.

Investment Sought: 250 000 – 500 000 USD to scale up operations across two territories

Investment Type: Public Private Partnership, Debt / Loan, Private Equity

Feasibility: Business in Operation

Chupara Point Development Type of project- Luxury Hotel, Residences & Marina Project

Tourism

Contact: Mr. Vinay Roopnarinesingh, Director

Agency: Executive Caribbean Development Company Limited (ECDCL)

Phone: +1 786 402-0912

Email: ecdcl.tt@gmail.com

The Chupara Point Development Project aims to transform a prime beachfront property on the north coast of Trinidad & Tobago into a luxury resort, private residential enclave, or ecotourism destination. The project scope includes sustainable infrastructure, high-end accommodations, and world-class amenities, leveraging government incentives to attract investment. Its potential impact includes boosting local tourism, creating jobs, and promoting environmental conservation, positioning Chupara Point as a premier destination in the Caribbean.

Investment Sought: 100M USD – 500M USD

Investment Type: Public Private Partnership, Debt / Loan, Private Equity, Joint Venture

Feasibility: Feasibility Study Available

References

- **International Monetary Fund (IMF) (2023) Trinidad and Tobago:** 2023 Article IV Consultation-Press Release; Staff Report; and Statement by the Executive Director for Trinidad and Tobago. IMF Country Report No. 23/322. Available at: <https://www.imf.org/en/Publications/CR/Issues/2023/11/08/Trinidad-and-Tobago-2023-Article-IV-Consultation-Press-Release-Staff-Report-and-Statement-by-540124>
- **World Bank (2024) Trinidad and Tobago Overview.** Available at: <https://www.worldbank.org/en/country/trinidadandtobago/overview>
- Central Statistical Office of Trinidad and Tobago (2024) Key Economic Indicators. Available at: <https://cso.gov.tt/statistics/economic-statistics/>
- United Nations Data (2024) Trinidad and Tobago Country Profile. Available at: <https://data.un.org/en/iso/tt.html>

Europe

Europe is one of the world's most economically integrated and diverse regions, showcasing a dynamic blend of innovation and tradition.

Northern Europe, with countries like Sweden and Denmark, is renowned for its high-tech industries and sustainable development, while Western Europe's core economies—such as Germany, France, and the United Kingdom—lead global manufacturing, finance, and services.

Southern Europe, characterized by its vibrant cultural heritage, remains a major hub for tourism, agriculture, and renewable energy, despite ongoing challenges related to economic recovery and youth unemployment.

Meanwhile, Central and Eastern Europe are rapidly transforming through increased integration with the broader European market and attracting significant foreign investment.

This diversity, coupled with the unifying framework of the European Union, positions Europe as a critical player in the global economy, continuously adapting to new economic challenges and opportunities.



Northern Europe:

- Denmark
- Estonia
- Finland
- Iceland
- Ireland
- Latvia
- Lithuania
- Norway
- Sweden
- United Kingdom

Western Europe:

- Austria
- Belgium
- France
- Germany
- Liechtenstein
- Luxembourg
- Monaco
- Netherlands
- Switzerland

Southern Europe:

- Andorra
- Cyprus
- Greece
- Italy
- Malta
- Portugal
- San Marino
- Spain
- Vatican City

Central Europe:

- Czech Republic
- Hungary
- Poland
- Slovakia
- Slovenia

Eastern Europe:

- Albania
- Bosnia and Herzegovina
- Bulgaria
- Croatia
- Kosovo
- Montenegro
- North Macedonia
- Romania
- Russia
- Serbia
- Moldova
- Ukraine
- Türkiye

Foreign Direct Investment Agencies in Europe

Andorra – Andorra Business – <https://www.andorrabusiness.com/en/>

Albania – Albanian Investment Development Agency (AIDA) – <https://aida.gov.al/en/>

Austria – Austrian Business Agency (ABA) – <https://aba.gv.at/en/>

Belgium – Flanders Investment & Trade (FIT) – www.flandersinvestmentandtrade.be/

Bosnia and Herzegovina – FIPA – <https://www.fipa.gov.ba/>

Cyprus – Cyprus Investment Promotion Agency (CIPA) – <https://www.investcyprus.org.cy/>

Croatia – Invest in Croatia – <https://investcroatia.gov.hr/>

Czech Republic – CzechInvest – <https://www.czechinvest.org/en/>

Denmark – Invest in Denmark – <https://investindk.com/>

Estonia – Estonian Business and Innovation Agency – <https://www.eis.ee/>

Finland – Business Finland – <https://www.businessfinland.fi/>

France – Business France – <https://www.businessfrance.fr/>

Germany – Germany Trade & Invest (GTAI) – <https://www.gtai.de/>

Greece – Enterprise Greece – <https://www.enterprisegreece.gov.gr/>

Hungary – Hungarian Investment Promotion Agency (HIPA) – <https://hipa.hu/>

Iceland – Invest in Iceland – <https://www.invest.is/>

Ireland – IDA Ireland – <https://www.idaireland.com/>

Italy – Invest in Italy – <https://www.investinitaly.gov.it/en>

Kosovo – Kosovo Investment and Enterprise Support Agency – <https://kiesa.rks-gov.net/>

Latvia – Investment and Development Agency of Latvia – <https://www.liaa.gov.lv/en/>

Lithuania – Invest Lithuania – <https://investlithuania.com/>

Luxembourg – Luxinnovation – <https://www.luxinnovation.lu/>

Malta – Malta Enterprise – <https://www.maltaenterprise.com/>

Moldova – Invest Moldova – <https://invest.gov.md/>

Netherlands – Netherlands Foreign Investment Agency (NFIA) – <https://investinholland.com/>

North Macedonia – Invest North Macedonia – <https://investnorthmacedonia.gov.mk/>

Norway – Innovation Norway – <https://en.innovasjon Norge.no/>

Poland – Polish Investment and Trade Agency (PAIH) – <https://www.paih.gov.pl/en>

Portugal – AICEP Portugal Global – <https://www.portugalglobal.pt/EN>

Romania – Invest Romania – <https://investromania.gov.ro/>

Slovakia – Slovak Investment and Trade Development Agency – <https://www.sario.sk/en>

Slovenia – SPIRIT Slovenia – <https://www.sloveniabusiness.eu/>

Spain – ICEX Spain Trade and Investment – <https://www.icex.es/>

Sweden – Business Sweden – <https://www.business-sweden.se/>

Switzerland – Switzerland Global Enterprise – <https://www.s-ge.com/en>

Türkiye – Invest in Türkiye – <https://www.invest.gov.tr/>

United Kingdom – Department for Business & Trade – <https://www.gov.uk/>



Albania



General Country Profile

Capital	Tirana
Population	2.4 million
Area	28,748 km ²
Climate	A typical Mediterranean climate, characterized by mild, wet winters and warm, sunny summers. The country experiences up to 300 sunshine days per year.
Languages	Albanian (official); minority languages include Greek, Macedonian, and others
Currency	Albanian Lek (ALL)
Time Zone	Central European Time (CET) – UTC +1 (observes daylight saving time, switching to UTC +2 in summer)
Religions	Religious diversity: approximately 60% Muslim (Sunni and Bektashi), 20% Christian (primarily Orthodox and Roman Catholic), with secular influences
Legal System	Albania's judicial system is a civil law system divided between courts with regular civil and criminal jurisdiction and administrative courts. Albanian law is codified and based on the French law.

Key Macro-Economic Indicators

GDP (Nominal), billion USD

\$23

GDP Growth Rate

3–4%

GDP Per Capita, thousand USD

8.3

Inflation Rate

~2-3%

Unemployment Rate

8.8%

External Debt (% of GDP)

40–50%

Current Account Balance (% of GDP)

-2 to -3%

Exchange Rate, per 1 USD

93.04 ALL

Fiscal Balance (% of GDP)

-2 to -3%

Key Sectors

Tourism, agriculture, manufacturing, energy, and services

Albania: Country Profile

Albania, a Southeastern European nation, is strategically located along the Adriatic and Ionian Seas to the west. It shares borders with Greece to the south, North Macedonia to the east, Montenegro to the north, and Kosovo to the northeast. With a time zone of GMT +1 hour, the country spans a total surface area of 28,748 km², boasting 362 km of coastline and 691 km of land boundaries.

Political System

Albania is a parliamentary republic. The current President, HE Mr. Bajram Begaj, has been in office since 2022, while the Prime Minister, HE Mr. Edi Rama, has held the position since 2013. The country is a member of key international organizations, including the United Nations (UN), Organization for Security and Co-operation in Europe (OSCE), International Monetary Fund (IMF), World Bank (WB), North Atlantic Treaty Organization (NATO), and is a European Union (EU) candidate.

Climate

Albania enjoys a typical Mediterranean climate, characterized by mild, wet winters and warm, sunny summers. The country experiences up to 300 sunshine days per year, making it an attractive destination for tourism and outdoor activities.

Population

Albania has a total population of 2.4 million, with a median age of 38.8 years. The capital city, Tirana, is home to 925,268 inhabitants within its municipal boundaries, serving as the country's economic, political, and cultural hub.

Language and Currency

The official language of Albania is Albanian, but English, Italian, and Greek are also widely spoken and understood. The national currency is the Albanian Lek (ALL).

Natural Resources

Albania is rich in mineral resources, including petroleum, gas, bauxite, chromium, copper, iron ore, nickel, salt, and timber. Additionally, the country has significant potential for renewable energy production, particularly in hydropower, wind, and solar energy.

With its strategic location, abundant natural resources, and favorable climate, Albania presents vast opportunities for investment, tourism, and economic development.

Transportation Infrastructure in Albania

COASTLINE & PORTS

- **Coastline:** 316 km (North-South)

- **Main Ports:** Durrës, Saranda, Vlorë, Shëngjin

AIRPORTS

- **International Airport:** Mother Teresa Airport, Rinas (17 km northwest of Tirana)
- **Other Airports:** Kukës International Airport (Zayed)

ROAD NETWORK

- **National Roads:** 3,848 km

Albania: A Resilient Economy

GDP

The Albanian economy has demonstrated remarkable resilience despite consecutive shocks. In the fourth quarter of 2024, the country recorded a 3.63 % growth in real GDP, with this expansion being distributed across all sectors of the economy.

The following sectors contributed positively to this growth:

- "Public Administration, Education, and Health" with +1.44 percentage points
- "Trade, Transport, Accommodation, and Food Services" with +0.81 percentage points
- "Real Estate Activities" with +0.50 percentage points
- "Construction" with +0.25 percentage points
- "Arts, Entertainment, and Recreation; Other Service Activities" with +0.19 percentage points
- "Financial and Insurance Activities" with +0.03 percentage points
- "Professional Activities and Administrative Services" with +0.01 percentage points.

Standard & Poor's Rating

On March 21, 2025, S&P Global Ratings raised its long-term foreign and local currency sovereign credit ratings on Albania to 'BB' from 'BB-'. The outlook is stable. At the same time, it is affirmed 'B' short-term foreign and local currency sovereign credit ratings.

Moody's Rating

The international credit rating agency "Moody's" has reviewed its rating, increasing Albania's outlook from "B1 – with positive outlook" to "Ba3 – stable".

Moody's predicts a stable economic growth in the medium term, driven by European Union funding and the implementation of relevant reforms. Foreign direct investment, especially in the tourism and energy sectors, is expected to play a key role, while sectoral transformations aim to boost productivity. These changes are expected to improve the economy by shifting the workforce from agriculture to more productive sectors, such as tourism. Furthermore, a sustained increase in labor market participation will mitigate the population's demographic challenges. (October 2024)

Labour market

Regarding the labour market, the unemployment rate stood at 8.8% in the fourth quarter of 2024. The unemployment rate decreased by 0.8 percentage points compared to the same quarter of 2023.

Albania also boasts a well-educated population, with 116,994 students enrolled in universities during the 2023-2024 academic year. In the 2022-2023 academic year, 27,991 students graduated from universities, including a total of 116 students graduated with a PhD degree.

The field with the highest number of graduates across all programs is "Business, Administration, and Law", accounting for 25.4% or one-quarter of the total number of graduates, for both males and females. The second most preferred field among males is "Engineering, Manufacturing, and Construction", representing 22.5% of male graduates. Meanwhile, for female graduates, the second most preferred field is "Health and Welfare", making up 22.9% of total female graduates.

Language proficiency is an asset, as English, Italian, and Greek are widely spoken, while French and Greek are also taught in schools.

The average gross monthly wage for a salaried employee in the fourth quarter of 2024 was 83,401 ALL, marking an increase of 11.2% compared to the fourth quarter of 2023. The minimum wage in Albania is 40,000 ALL. During this period, the economic activities offering a higher average gross monthly wage than the national average were Financial and Insurance Activities and Information and Communication. The occupational groups "Managers, Legislators, Senior Government Officials, and Executive Directors" and "Specialists with Higher Education (Professionals)" offer the highest average gross monthly wages, exceeding the national average wage.

Investment Opportunities in Albania

FDI Flow

Albania has shown a solid performance in attracting FDI flows over the past 10 years, maintaining a steady upward trend in the long term. In 2015, the flow was 890 million Euros, while in 2024 it reached 1.6 billion EUR, marking a record for the country. Compared to the year 2023, this represents an increase of 84 million EUR or 5.6%.

For 2024, the flow of foreign investment into Albania is led by Türkiye, which accounted for approximately 16.2% of the total, reflecting its growing economic footprint in the country. Italy follows with a 12.6% share, maintaining its long-standing presence as a key investor. The Netherlands contributed 11.1%, highlighting its continued interest, while Austria held a 7.5% share and Kosovo contributed 6%, showcasing the strengthening of regional economic ties. These figures underline the diverse international interest in Albania and the country's increasing attractiveness as an investment destination.

For the year 2024, the primary source of FDI inflows in terms of flow was the Real Estate Activities sector, representing approximately 24% of the total inflow.

Other economic sectors with a significant contribution include the Financial and Insurance Activities sector with 18.1%, the Extractive Industry with 13.5%, the Manufacturing Industry with 11%, and the Electricity, Gas, and Water Supply sector with 10.4% of the total.

FDI Stock

At the end of 2024, the stock indicator reached approximately €15.4 billion, marking a record high in the stock of foreign direct investments in the country. Compared to 2023, the stock indicator increased by around €2.2 billion or 16.2%.

Investing in ALBANIA

Reasons to invest in Albania:

- Optimal geographical position
- Young, educated and skilled workforce
- Competitive labor cost
- Customs free access
- Competitive taxation and incentives
- Macroeconomic stability
- Rapid development of infrastructure

Albania offers a positive investment climate, ensuring equal treatment for foreign and domestic investors. There are no prior authorization requirements for foreign investments, and no restrictions on the share percentage of foreign ownership in companies. Additionally, investors benefit from the right to repatriate all funds related to their investments, and business registration can be completed within 24 hours.

FISCAL INCENTIVES ON TOURISM

VALUE ADDED TAX (Law no. 92/2014, as amended)

The standard rate of VAT is 20%, applicable for all businesses that exceed the threshold of ALL 10 000 000 (approx. EUR 97 000).

The reduced rate of 6% is applicable to:

the provision of accommodation services in accommodation structures, according to the categories defined by the tourism legislation

any supply of services provided within the "5 Star Hotel / Resort, with special status", holders of an internationally recognized and registered trademark (brand name)

the provision of accommodation and restaurant services, with the exception of drinks, for facilities certified as agro-tourism subject.

VAT exemption:

Yachts and other watercraft, used for tourist, pleasure and entertainment purposes, not older than 20 years, included in code 8903 of the Combined Nomenclature of Goods, are exempted from VAT on import.

PROFIT TAX (Law no. 29/2023, as amended)

The standard rate is 15%.

The reduced rate of 5% is applicable to:

Taxpayers certified as agro-tourism subject

Accommodation facilities such as "Four and five stars hotels, with special status", holders of an internationally recognized and registered trademark (brand name) for a period of 10 years starting from the commencement of activity, but no later than 3 years from obtaining the special status, are exempted from the profit tax.

LOCAL TAXES

BUILDING TAX (Law no. 9632/2006, as amended)

Accommodation facilities "Four and five star hotels, with special status", holders of an internationally recognized and registered trademark (brand name) are exempted from building tax.

TAX OF IMPACT ON INFRASTRUCTURE (Law no. 9632/2006, as amended)

Accommodation facilities "Five star hotels, with special status", holders of an internationally recognized and registered trademark (brand name) and agro-tourism subjects are exempted from tax of impact on infrastructure.

FISCAL INCENTIVES ON AGRICULTURE

VALUE ADDED TAX (Law no. 92/2014, as amended)

The reduced rate of 6% is applicable to:

Facilities certified as agritourism.

The reduced rate of 10% is applicable to:

The supply of agricultural inputs, which includes chemical fertilizers, pesticides, seeds and seedlings, with the exception of hormones

VAT exemption:

The supply of agricultural machineries is exempted from VAT.

Machinery and equipment in the function of realizing investments in the sector of agribusiness are exempted from VAT on import.

PROFIT TAX (Law no. 29/2023, as amended)

The standard rate is 15%.

The reduced rate of 5% is applicable to:

Taxpayers certified as agrotourism subject.

Agricultural cooperative societies.

FISCAL INCENTIVE ON ICT

PROFIT TAX (Law no. 29/2023, as amended)

The standard rate is 15%.

The reduced rate of 5% is applicable to entities that operate in software production and development.

FISCAL INCENTIVES ON MANUFACTURE

VALUE ADDED TAX (Law no. 92/2014, as amended)

VAT rate of 0% is applicable to:

Processing services of non-Albanian goods destined for re-export

VAT exemption:

The import of machinery and equipment in order to implement investment contracts in the active processing sector, regardless of the value of the investment are exempted from VAT.

PROFIT TAX (Law no. 29/2023, as amended)

The standard rate is 15%.

The reduced rate of 5% is applicable to:

Entities that operate in the automotive industry and carry out the production activities of motor vehicles or their component parts.

OTHER FISCAL INCENTIVES

The import of machinery and equipment for the purpose of realizing investment contracts with a value equal to or greater than ALL 500 million (approx. EUR 4.8 millions) are exempted from VAT.

VAT reimbursement.

TEDA Tirana

TEDA Tirana is the first Technological and Economic Development Zone in Albania.

Located in Kashar, Tiranë is a new area designated and destined as an industrial zone that will help the Economic growth and incentivize all the foreign companies to transfer their activity inside the TEDA. Through TEDA Tirana, with a surface of 35 HA the Municipality of Tirana aims to absorb foreign direct investments with a focus on manufacturing industries, such as the automotive sector, information technology, electronics, biotechnology, techlogistics, etc.

Here's what makes it special:

- Just 1-3 hours flight from major cities like London, Paris, Berlin, Rome, Budapest, and many more!
- Positioned at the heart of Southeastern Europe, perfect for distribution and logistics.
- The ideal place to build a global network, benefiting from strong connections to international markets.
- TEDA Tirana is where international investors find the perfect place to grow. With modern infrastructure and easy access, this free economic zone is your key to success!

FISCAL INCENTIVES ON TEDA

LAW no. 54/2015

Technology and economic development areas benefit from the following fiscal incentives:

- developers and users are exempted from paying 50 percent of the profit tax rate for the first 5 years, from the beginning of their activity in the area;
- the developer who invests in the area, within 3 years from the date of the start of works, or the user who invests in the area, within 3 years from the beginning of the economic activity of the area, are recognized as deductible expenses, of the tax period, 20 percent of annual capital expenditures, regardless of the amortization amounts, according to the income tax law, for a period of 2 years;
- the supply of Albanian goods, destined to be placed in the area, is considered as supply for zero-rated export, in accordance with the provisions of the law on value added tax and customs legislation;
- the developer's project is exempt from the infrastructure impact tax;
- constructions carried out in this area, according to the developer's project, are exempt from real estate tax for a period of five years;
- the developers or users of the area are exempt from the tax on the transfer of the right of ownership over real estate;

- Expenses for salaries and social and health contributions, which the employer pays for the employees, are recognized at 150 percent of the value during the first fiscal year of the exercise of the activity. In the following years, the additional expenses for salaries, in relation to the previous year, for the effect of calculating the taxable profit, are recognized as recognized expenses at 150 percent of the value;
- employee training costs in the areas of technology and economic development, for the purpose of calculating taxable profit, are recognized as recognized expenses of the tax period with double the value, for a period of 10 years from the beginning of the economic activity;
- Expenses for scientific research and development are recognized as recognized expenses with double the value, for a period of 10 years from the beginning of the economic activity.

Foreign Trade for 2024

Import Value: 9.03 billion euros

Imports for 2024 are estimated at 9.03 billion euros. This figure reflects a high domestic demand for various goods, including machinery, equipment, food, and construction materials.

Main Import Partners

According to data from INSTAT, the main countries from which Albania imported in 2024 are:

- Italy (21.2%)
- China (10.9%)
- Turkey (10.8%)
- Greece (7.6%)
- Germany (7.2%)

Main Imported Products

The top three categories of imported products in 2024 are:

Machinery, equipment, and spare parts (26.7%)

Food, beverages, and tobacco (17.5%)

Construction materials and metals (13.4%)

Export Value: 3.76 billion euros

On the export side, the total value estimated for 2024 is 3.76 billion euros.

When comparing this figure with the value of imports, a noticeable difference of about 5.27 billion euros is observed, indicating a trade deficit. This means the country imports more than it exports.

Main Export Partners

At the top of the list of main export partners is Italy, with 43.7% of total exports. Other major partners include:

- Kosovo (9.9%)
- Greece (6.3%)
- Germany (5.9%)
- Spain (3.5%)

Main Export Products

The top three categories of exports are:

Textiles and footwear (28.2%)
Minerals, fuels, and energy (19%)
Construction materials and metals (17.5%)
Free Trade Agreements (FTAs)

Furthermore, Albania benefits from Free Trade Agreements (FTAs) with the European Union, Türkiye, CEFTA, and EFTA countries, providing customs-free access to a large consumer market. These agreements enhance Albania's trade potential, making it an attractive destination for investment and business expansion.

Albanian Investment Development Agency (AIDA)

Governmental Agency:

Management Board Chaired by the Prime Minister

AIDA's Mission:

- Attract Foreign Direct Investments (FDIs) to Albania
- Increase the Competitiveness of Albanian SMEs
- Promote Albanian Exports
- Provide Aftercare Services to Existing Investors

What We Do in Detail:

- Promote Albania and Albanian products/services in international markets.
- Position Albania as a prime investment destination for global investors.
- Facilitate and support direct investments in Albania.
- Provide qualified information on opportunities, incentives, policies, and government schemes.
- Serve as a one-stop shop for strategic investors.
- Handle applications related to strategic investments.
- Establish contacts with governmental bodies and authorities.
- Assist investors in planning their investment itineraries.
- Provide dedicated aftercare services to support reinvestments and growth.

Contact Us:

At AIDA, our specialized, multidisciplinary team offers no-cost professional services, tailored to meet the specific needs of your project.

Address: "Skerdilajd Llagami" Street, Building 1, Entrance 6, Postal Code 1019, Administrative Unit 2, Tirana

Tel: +355 (0)42 251 001

E-mail: info@aida.gov.al

References

- **International Monetary Fund (IMF) (2023) Albania:** 2023 Article IV Consultation-Press Release; Staff Report; and Statement by the Executive Director for Albania. IMF Country Report No. 23/250. Available at: <https://www.imf.org/en/Publications/CR/Issues/2023/08/18/Albania-2023-Article-IV-Consultation-Press-Release-Staff-Report-and-Statement-by-the-539077>
- **World Bank (2024) Albania Overview.** Available at: <https://www.worldbank.org/en/country/albania/overview>
- **Bank of Albania (2024) Statistics and Economic Indicators.** Available at: <https://www.bankofalbania.org/Statistics/>
- **United Nations Data (2024) Albania Country Profile.** Available at: <https://data.un.org/en/iso/al.html>

Belgium



FLANDERS
INVESTMENT &
TRADE

<https://www.flandersinvestmentandtrade.be>

General Country Profile

Capital	Brussels
Population	~11.7 million (2023 estimate)
Area	~30,528 km ²
Climate	Temperate maritime climate with mild winters, cool summers, and frequent rainfall
Languages	Official: Dutch (Flemish), French, German
Currency	Euro (EUR)
Time Zone	Central European Time (UTC+1); Central European Summer Time (UTC+2)
Religions	Predominantly Roman Catholic, with Protestant, Jewish, Muslim, and other religious communities
Legal System	Civil law system influenced by the Napoleonic Code

Key Macro-Economic Indicators

GDP (Nominal), billion USD

\$590

GDP Growth Rate

1-1.5%

GDP Per Capita, thousand USD

~51

Inflation Rate

4-5%

Unemployment Rate

~6%

External Debt (% of GDP)

~107%

Fiscal Balance (% of GDP)

~-5%

Key Sectors

**Services (finance, trade),
manufacturing (chemicals,
machinery, automotive),
logistics, diamond trade**

WHY INVEST IN FLANDERS?

Flanders, the northern region of Belgium, stands out as a strategic and dynamic destination for investors. Combining innovation, an open economy, and world-class infrastructure, Flanders offers seamless access to European and global markets. With a highly skilled workforce, a business-friendly environment, and sector-specific excellence, Flanders creates fertile ground for international business growth. Below are key sectors and reasons why Flanders is an attractive investment hub.

LOGISTICS & TRANSPORT

Flanders is Europe's logistics powerhouse, leveraging its prime location and infrastructure.

Overview

- **Major Ports:** Home to the Port of Antwerp-Bruges, one of the world's largest and most connected ports.
- **Dense Transport Networks:** Exceptional highway, railway, and inland shipping systems ensure fast, reliable transit across Europe.
- **Air Freight Leadership:** Brussels Airport and Liège Airport are critical European hubs for cargo, pharma logistics, and perishables.

Why It's Attractive

- **Gateway to Europe:** Reach over 60% of Europe's purchasing power within a day's drive.
- **Integrated Supply Chains:** Clusters of logistics service providers, customs experts, and warehouses offer seamless solutions.
- **Digital Innovation:** Smart logistics platforms and investment in automation and green transport.

LIFE SCIENCES & HEALTHCARE

Flanders is a leading global player in biotech, pharmaceuticals, and health innovation.

Overview

- **Research Excellence:** Home to world-renowned R&D centers, universities, and medical campuses.
- **Biotech Cluster:** Flanders' biotech scene ranks among Europe's top, with strong startups and multinationals (e.g., UCB, Janssen).
- **Clinical Trials & Production:** Comprehensive infrastructure for clinical trials, biologics production, and personalized medicine.

Why It's Attractive

- **Government Support:** R&D tax credits and innovation grants.
- **Talent Pool:** A dense concentration of skilled scientists, engineers, and medical professionals.
- **Collaborative Ecosystem:** Public-private partnerships fuel innovation and speed up market entry.

DIGITAL ECONOMY & ICT

Flanders is accelerating toward a fully digital economy, offering fertile ground for tech-driven businesses.

Overview

- **Smart Cities and AI:** Investments in AI, cybersecurity, and smart city initiatives make Flanders a digital innovation hub.
- **Deep Tech Development:** Strong focus on semiconductors, IoT, data analytics, and 5G applications.
- **Startup and Scale-up Scene:** Growing venture capital and incubator ecosystems.

Why It's Attractive

- **Digital Infrastructure:** Cutting-edge broadband and data center networks.
- **Market Access:** Launch and scale across EU markets from a digitally sophisticated base.
- **Support Systems:** Accelerators and funding programs for tech innovation.

MANUFACTURING & ADVANCED ENGINEERING

Flanders is at the forefront of smart manufacturing and high-value production.

Overview

- **High-Tech Industry:** Specializations in mechatronics, automotive, chemicals, and new materials.
- **Industry 4.0 Initiatives:** Strong emphasis on automation, AI integration, and sustainable production methods.
- **Export Focus:** 80% of production output is exported, highlighting global competitiveness.

Why It's Attractive

- **Innovation Incentives:** Substantial R&D support and funding.
- **Access to Expertise:** Research centers like Flanders Make drive industrial transformation.
- **Sustainability Drive:** Focus on circular economy and green manufacturing.

GREEN ENERGY & SUSTAINABILITY

Flanders is a front-runner in the transition to sustainable energy and climate-resilient industries.

Overview

- **Renewable Energy Growth:** Investments in offshore wind, solar parks, and hydrogen technology.
- **Circular Economy Leadership:** Strong government initiatives for recycling, eco-design, and carbon neutrality.
- **Cleantech Innovation:** Home to cutting-edge solutions for energy efficiency and smart grids.

Why It's Attractive

- **EU Alignment:** Strong adherence to the European Green Deal objectives.
- **Public-Private Collaboration:** Joint ventures across renewable projects and environmental innovation.
- **Funding Opportunities:** Access to regional, national, and EU sustainability grants.

FLANDERS INVESTMENT & TRADE (FIT)

Flanders Investment & Trade (FIT) is the official government agency dedicated to promoting international business opportunities for Flanders — the northern region of Belgium. FIT supports foreign companies seeking to establish or expand their activities in Flanders by offering expert advice, financial incentives, networking opportunities, and practical assistance. Website: <http://www.flandersinvestmentandtrade.be/>

MARITIME LOGISTICS ZONE

DEVELOP YOUR PROJECT AT EUROPE'S GATEWAY

Distribution, Logistics & Storage

Contact: Ties Vanthillo - Invest Business Developer

Agency: Port of Antwerp-Bruges

Phone: +32494208766

Email: ties.vanthillo@portofantwerpbruges.com

Port of Antwerp-Bruges is offering a unique opportunity to develop your logistics project in one of Europe's major access gateways.

We are looking for investment projects in the distribution, storage and logistics of fast moving goods and/or assembly with a link to the deep and short sea platform to be established on the 8-hectare concession site offered.

More information is available on :

<https://www.portofantwerpbruges.com/en/maritime-logistics-zone>

Investment Sought: N/A

Investment Type: Debt / Loan, Private Equity, Public-Private Partnership, Joint Venture

Feasibility: Business in Operation

References

- **International Monetary Fund (IMF) (2023) Belgium:** 2023 Article IV Consultation-Press Release, Staff Report; and Statement by the Executive Director for Belgium. IMF Country Report No. 23/278. Available at: <https://www.imf.org/en/Publications/CR/Issues/2023/09/21/Belgium-2023-Article-IV-Consultation-Press-Release-Staff-Report-and-Statement-by-the-539484>
- **World Bank (2024) Belgium Overview.** Available at: <https://www.worldbank.org/en/country/belgium/overview>
- **National Bank of Belgium (2024) Economic Indicators.** Available at: <https://www.nbb.be/en/statistics>
- **United Nations Data (2024) Belgium Country Profile.** Available at: <https://data.un.org/en/iso/be.html>



Bosnia and Herzegovina



FOREIGN INVESTMENT PROMOTION AGENCY
OF BOSNIA AND HERZEGOVINA

<https://www.fipa.gov.ba/>

General Country Profile

Capital	Sarajevo
Population	~3.3 million (estimate)
Area	~51,209 km ²
Climate	Predominantly continental, with Mediterranean influences in some southern regions
Languages	Bosnian, Croatian, Serbian (all official)
Currency	Bosnia and Herzegovina Convertible Mark (BAM)
Time Zone	Central European Time (UTC+1; observes daylight saving time: UTC+2 in summer)
Religions	Islam, Eastern Orthodox, Roman Catholic
Legal System	Civil law system influenced by the former Yugoslav legal framework and international supervision

Key Macro-Economic Indicators

GDP (Nominal), billion USD

~20

GDP Growth Rate

~2-3%

GDP Per Capita, USD

6,000

Inflation Rate

~2%

Unemployment Rate

~15%

External Debt (% of GDP)

40-50%

Current Account Balance (% of GDP)

-2%

Exchange Rate, per 1 USD

1.96 BAM

Fiscal Balance (% of GDP)

-3%

Key Sectors

Services, manufacturing, agriculture, tourism

NATURAL SPRING WATER MRKONJIC GRAD

Agriculture Sector - Beverages

Contact: Sevdal Valjević - Senior Advisor for Projects

Agency: Foreign Investment Promotion Agency of Bosnia and Herzegovina

Phone: +38733278080

Email: stipo.djak@fipa.gov.ba

The project implies the take over of a company operating in the production of natural spring water with the possibility of extending the production capacity or the volume of production of existing products and the introduction of new products in the sector of bottled natural spring water.

Investment Sought: 4 000 000 EUR

Investment Type: Joint Venture

Feasibility: Business in Operation

GOAT FARM AND AGROTOURISM DEVELOPMENT MILO SELO LUKAVAC

Agriculture and food processing (Goat milk production and dairy products processing)

Contact: Sevdal Valjević - Senior Advisor for Projects

Agency: Foreign Investment Promotion Agency of Bosnia and Herzegovina

Phone: +38733278088

Email: sevdal.valjevic@fipa.gov.ba

The project aimed to improve the quality of life in the region and promote the consumption of healthy food. With little economic activity in the village and surrounding area, the company saw an opportunity to develop organic agricultural and animal production, as well as tourism in Tuzla Canton. Agricultural production plays a vital role in the tourism value chain, enabling the local community to engage in business processes.

Investment Sought: 3 000 000 EUR

Investment Type: Joint Venture, Private Equity

Feasibility: Business in Operation

ORGANIC BERRIES FARM KOPCIC POLJE, BUGOJNO

Agriculture and food industry

Contact: Sevda Valjević - Senior Advisor for Projects

Agency: Foreign Investment Promotion Agency of Bosnia and Herzegovina

Phone: +38733278088

Email: sevda.valjevcic@ipa.gov.ba

Heko Ltd company was registered in 1995, and since 2006 started with production and processing of berries fruits and vegetables. It is present on Bosnia and Herzegovina and European Union market. For many years, we have been a leader in the segment of purchase and processing of deep-frozen berry and berry fruits, forest fruits, mushrooms and vegetables.

The basic idea of HEKO Ltd company Bugojno, during the establishment of this segment of activity, was regional development through increasing the production of berry fruits on an absolutely modern basis, primarily through: the introduction or introduction into the production of new types and varieties of berry fruits, a higher technological level in the nursery production, and completion of the production cycle of species from this group of fruits, starting from the offer of planting material to the guaranteed purchase of the produced fruits.

Investment Sought: 3 600 000 EUR

Investment Type: Joint Venture, Private Equity

Feasibility: Business in Operation

PLANT FOR KETCHUP PRODUCTION PRNJAVOR

Agriculture sector

Contact: Sevda Valjević - Senior Advisor for Projects

Agency: Foreign Investment Promotion Agency of Bosnia and Herzegovina

Phone: +38733278088

Email: sevda.valjevcic@ipa.gov.ba

The project proposes:

1. Investment in new plant for the ketchup production. Construction of a production building for the ketchup production is ongoing, with a capacity of 100 tons per day for the EU market. Mladegs Pak is seeking a partner and has a secured market in the European Union.
2. Investment in primary production and processing of tomatoes
3. The plan is investing in planting tomatoes on about 100 hectares and construction a processing plant for tomato. It is necessary to provide the land for planting.

Investment Sought:

Estimated total investment costs are 7 million EUR

New plant for the ketchup production 3.5 million EUR

Primary production and processing of tomatoes 3.5 million EUR

The owner has already invested 40%

Investment Type: Joint Venture

Feasibility: Business in Operation

KOSEVO STADIUM SARAJEVO

Tourism sector

Contact: Sevda Valjević - Senior Advisor for Projects

Agency: Foreign Investment Promotion Agency of Bosnia and Herzegovina

Phone: +38733278088

Email: sevda.valjevic@fipa.gov.ba

The project proposes the reconstruction of Koševo Stadium and in accordance with the spatial plans documentation and urban zoning-technical condition. The Municipality's intention is to build, within the complex the new structures of commercial facilities as: Hotel, Shopping centre, Multi-storey car parking structure, Service shops, Service buildings, Entertainment-recreational facilities and structures for children and young people, possible other attractive business facilities.

Investment Sought: Total investment costs of the Project will be defined in agreement with an investor.

Investment Type: Public-Private Partnership

Feasibility: Business in Operation

FOREST PARK „HUM“ NOVO SARAJEVO

Tourism & Services

Contact: Sevda Valjević - Senior Advisor for Projects

Agency: Foreign Investment Promotion Agency of Bosnia and Herzegovina

Phone: +38733278088

Email: sevda.bekto@yahoo.com

Preliminary Design has foreseen for the Forest Park to contain all elements of the public city park, with all necessary ancillary structures and utility infrastructure. The entire park is planned with sports and recreation, service and education facilities, where citizens of all age groups will be able to rest, recreate and educate (children, young people, elderly, persons playing sports and other recreational activities), which should contribute to increase of the quality of life.

Investment Sought: 12.500.000 EUR

Investment Type: Public-Private Partnership

Feasibility: Feasibility Study

PANORAMA HILLS RESORT HADZICI

Real Estate, Construction

Contact: Stipo Djak - Investment Projects Department Head of the Department

Agency: Foreign Investment Promotion Agency of Bosnia and Herzegovina

Phone: +38733278083

Email: stipo.djak@fipa.gov.ba

The project proposes construction of "Panorama Hills Resort" on a land area of 246 000 m² in Hadzici Municipality. The complex consists of 215 parcels for different purposes, where 190 parcels are planned for individual objects. There are four parcels predetermined for a health care centre, one parcel for a restaurant and one parcel is reserved for a market. The rest of the parcels are intended to be public green areas, such as parks and playgrounds. Within these public areas, there is also a lake and a children ski lift. All individual parcel areas vary between 411.06 m² and 7189.51 m². The enormous difference that this project makes is the system of environmentally friendly energy such as the wood, sun and earth water heat. It is envisioned to build around 195 individual objects with green areas and garages.

Investment Sought: App. 35 700 000 EUR

Investment Type: Joint Venture

Feasibility: Feasibility Study Available

HOTEL WITH SHOPPING AND BUSINESS CENTRE, VISOKO

Tourism sector

Contact: Sevdal Valjević - Senior Advisor for Projects

Agency: Foreign Investment Promotion Agency of Bosnia and Herzegovina

Phone: +38733278088

Email: sevdal.valjevic@fipa.gov.ba

The project proposes the construction of Hotel with shopping and business centre in Visoko. In addition to the existing business building, it is planned to build an annex facility with an additional 3 500 m² surfaces. Current surface of the building: gross 5,500 m² (P 1 800 m², P 800 m², three floors 1.000 m² each). Land surface: 1750 m² (investment location) + 4.000 m² additional available area for investment development. Business building and land is owned by Nerzz Bešlagić company

Investment Sought: 6 000 000 EUR

Investment Type: Joint Venture

Feasibility: Business in Operation

UNDERGROUND GARAGE “LORIS” NOVO SARAJEVO

Infrastructure, Civil Engineering

Contact: Stipo Djak - Investment Projects Department Head of the Department

Agency: Foreign Investment Promotion Agency of Bosnia and Herzegovina

Phone: +38733278083

Email: stipo.djak@fipa.gov.ba

The garage is positioned west of “Loris” building, - Zvornicka Street. Existing state: land – approximately 5,440 m² owned by the Municipality. Temporary structures are planned to be removed and parking lot reorganized, in accordance with the Regulation Plan “Hrasno 1”. The underground garage with two floors is planned in this location (total of 550 parking spaces). Construction of the underground garage – “Loris” should:

- provide a certain number of parking spaces exclusively for residential users,
- increase the capacity or improve the parking offer at the location,
- reduce the number of improperly parked vehicles,
- provide parking for people with special needs, and
- improve the quality of life.

Investment Sought: 3,000,000 EUR

Investment Type: Public-Private Partnership

Feasibility: Feasibility Study Available

UNDERGROUND GARAGE “KOVACICI” NOVO SARAJEVO

Infrastructure, Civil Engineering

Contact: Stipo Djak - Investment Projects Department Head of the Department

Agency: Foreign Investment Promotion Agency of Bosnia and Herzegovina

Phone: +38733278088

Email: stipo.djak@fipa.gov.ba

According to the Regulation Plan “Kovacici – Centar”, the garage with four underground floors has been planned, each with 47 parking spaces, which in total amounts to 188 parking spaces.

Construction of the underground garage “Kovacici” should:

- provide a certain number of parking spaces exclusively for residential users,
- increase the capacity or improve the parking offer at the location,
- reduce the number of improperly parked vehicles,
- provide parking for people with special needs, and
- improve the quality of life.

Investment Sought: 2,000,000 EUR

Investment Type: Public-Private Partnership

Feasibility: Feasibility Study Available

NATURAL GAS DISTRIBUTION FOR TRAVNIK, VITEZ, BUSOVACA AND NOVI TRAVNIK

Infrastructure

Contact: Stipo Djak - Investment Projects Department Head of the Department

Agency: Foreign Investment Promotion Agency of Bosnia and Herzegovina

Phone: +38733278083

Email: stipo.djak@fipa.gov.ba

The project proposes the construction of distributive system and natural gas distribution for possibility to use economically and ecologically accepted source of energy in municipalities Travnik, Vitez, Busovaca and Novi Travnik.

Gas distribution and system would be implemented in three phases in five years:

- The first phase takes 10 680 000 EUR (Construction is done in first year)
- The second phase takes 8 529 000 EUR (Construction is done in third year)
- The third phase takes 9 011 000 EUR (Construction is done in fifth year)

Deadline for refund: 10 years

Investment Sought: 28 220 000 EUR

Investment Type: Joint Venture, Public-Private Partnership

Feasibility: Feasibility Study Available

NATURAL GAS DISTRIBUTION FOR JAJCE, DONJI VAKUF, BUGOJNO AND GORNJI VAKUF-USKOPLJE

Infrastructure

Contact: Stipo Djak - Investment Projects Department Head of the Department

Agency: Foreign Investment Promotion Agency of Bosnia and Herzegovina

Phone: +38733278083

Email: stipo.djak@fipa.gov.ba

The project proposes the construction of distributive system and natural gas distribution for the possibility to sustainable energy sources. Main gas pipeline Zenica - Travnik has been constructed and now it is possible to build a natural gas pipeline Travnik - Donji Vakuf with two separate branches. In addition, there is an alternative for main gas pipeline construction from Republic of Croatia with the start point in Split to Gornji Vakuf - Uskoplje. Gasification should be delivered in two phases: Phase one: 18 500 000 EUR & Phase two: 9 500 000 EUR. Deadline for refund: 10 years.

Investment Sought: 28 000 000 EUR

Investment Type: Joint Venture, Public-Private Partnership

Feasibility: Feasibility Study Available

PRODUCTION OF WORLD CLASS ELECTRIC VEHICLE CHARGING SOLUTIONS

Automotive Industry Energy sector

Contact: Stipo Djak - Investment Projects Department Head of the Department

Agency: Foreign Investment Promotion Agency of Bosnia and Herzegovina

Phone: +38733278083

Email: stipo.djak@fipa.gov.ba

Bosnia and Herzegovina currently faces significant air pollution, with motor vehicles contributing to a large portion of CO2 emissions. The project emphasizes the urgent need to develop EV charging infrastructure, highlighting the current disparity in the number of chargers compared to countries of similar size. E387, plays a pivotal role, offering locally produced chargers and a comprehensive solution that includes traffic monitoring and advertising opportunities. Our plan is to install 50 chargers by the end of 2023. Hit the market at the beginning of 2024 and install 100 pre-ordered chargers until June 2024.

Investment Sought: 5,000,000 EUR

Investment Type: Debt / Loan, Private Equity

Feasibility: Feasibility Study Available

References

- **International Monetary Fund (IMF) (2023) Bosnia and Herzegovina:** 2023 Article IV Consultation-Press Release; Staff Report; and Statement by the Executive Director for Bosnia and Herzegovina. IMF Country Report No. 23/230. Available at: <https://www.imf.org/en/Publications/CR/Issues/2023/07/28/Bosnia-and-Herzegovina-2023-Article-IV-Consultation-Press-Release-Staff-Report-and-Statement-535759>
- **World Bank (2024) Bosnia and Herzegovina Overview.** Available at: <https://www.worldbank.org/en/country/bosniaandherzegovina/overview>
- Central Bank of Bosnia and Herzegovina (2024) Statistics and Publications. Available at: <https://www.cbbh.ba/home/Statistics>
- United Nations Data (2024) Bosnia and Herzegovina Country Profile. Available at: <https://data.un.org/en/iso/ba.html>



Cyprus



<https://www.investcyprus.org.cy/>

General Country Profile

Capital	Nicosia
Population	~1.2 million (2023 estimate)
Area	~9,251 km ²
Climate	Mediterranean; hot, dry summers and mild, rainy winters
Languages	Greek, Turkish (official); English widely spoken
Currency	Euro (EUR)
Time Zone	Eastern European Time (EET, UTC+2); Eastern European Summer Time (EEST, UTC+3)
Religions	Predominantly Greek Orthodox, with Muslim and other minorities
Legal System	Mixed system influenced by English common law and civil law

Key Macro-Economic Indicators

GDP (Nominal), billion USD

27–30

GDP Growth Rate

2–3%

GDP Per Capita, thousand USD

~31

Inflation Rate

3–5%

Exchange Rate (per 1 USD)

~0.92 EUR

Fiscal Balance (% of GDP)

-2%

Key Sectors

Tourism, financial services, shipping, real estate, IT, professional services

WHY INVEST IN CYPRUS?

Located at the crossroads of Europe, Asia, and Africa, Cyprus offers a strategic gateway for businesses looking to access multiple regional markets. As a member of the European Union and the Eurozone, Cyprus combines a modern, service-based economy with a business-friendly environment, competitive tax regime, and high-quality infrastructure. Beyond its reputation as a premier tourist destination, Cyprus is steadily expanding into financial services, shipping, real estate, and emerging tech sectors. Below are some of the country's most promising industries and the key reasons they stand out.

TOURISM & HOSPITALITY

Tourism remains one of the strongest pillars of the Cypriot economy, drawing millions of visitors each year.

Overview

- **Year-Round Appeal:** Warm Mediterranean climate, historic sites, and beaches make Cyprus an attractive destination for both summer and winter sun seekers.
- **Cultural Heritage:** Ancient ruins, Byzantine churches, and Venetian fortifications enrich the visitor experience, complementing the island's modern resorts and nightlife.
- **Infrastructure:** Upgraded airports (Larnaca, Paphos) and cruise terminals enhance connectivity, while a wide range of accommodation—from budget lodgings to luxury resorts—caters to diverse traveler segments.
- **Niche Markets:** Growing demand for wellness tourism, sports tourism (e.g., golf, cycling), and agro-tourism in mountain villages offers new investment opportunities.

Why It's Attractive

- **Steady Visitor Flows:** Cyprus enjoys strong repeat tourism from the UK, Russia, and other European markets, ensuring consistent demand.
- **High Spending Segments:** Upscale travelers and specialized tourism (health, MICE—Meetings, Incentives, Conferences, Exhibitions) drive higher margins for investors.
- **Government Support:** Initiatives like the National Tourism Strategy and promotional campaigns encourage investment in new resorts, marinas, and related services.

FINANCIAL & PROFESSIONAL SERVICES

Cyprus has established itself as a regional hub for financial, legal, and corporate services, bolstered by its EU membership and robust regulatory framework.

Overview

- **Business-Friendly Tax Regime:** A corporate tax rate of 12.5% (one of the lowest in the EU) and an extensive network of double-tax treaties make Cyprus an attractive base for holding companies.
- **Legal & Accounting Expertise:** English is widely used in business, and the legal system is based on English common law, facilitating international transactions.
- **Banking & Insurance:** Domestic and international banks operate in a stable environment, offering a full suite of corporate and retail banking services.
- **Corporate Services:** A well-developed ecosystem of law firms, fiduciary providers, and

consultancies supports companies setting up regional headquarters or special-purpose vehicles.

Why It's Attractive

- **EU & Eurozone Access:** Being part of the single market streamlines cross-border trade and financial activities.
- **Regulatory Alignment:** Cyprus adheres to EU standards for financial services, ensuring transparency and investor protection.
- **Skilled Workforce:** A high proportion of university graduates—many educated in the UK or other EU countries—specialize in finance, law, and accounting.

SHIPPING & MARITIME

With a centuries-old seafaring tradition, Cyprus ranks among the largest maritime registries in the EU and globally.

Overview

- **Favorable Flag:** The Cyprus Ship Registry offers competitive registration fees, no tax on crew wages, and no stamp duties on ship mortgages.
- **Strategic Ports:** Limassol and Larnaca ports provide modern facilities for cargo, cruise liners, and transshipment, linking Europe, the Middle East, and North Africa.
- **Maritime Cluster:** Shipowners, ship management companies, marine insurance providers, and maritime technology firms form a robust ecosystem, especially in Limassol.
- **EU & International Standards:** Cyprus abides by major maritime conventions, ensuring safety and environmental compliance.

Why It's Attractive

- **Global Recognition:** The Cypriot flag is on the "White List" of the Paris and Tokyo Memoranda of Understanding on Port State Control, signifying high-quality standards.
- **Tax Benefits:** Tonnage tax system (TTS) for shipowners, charterers, and ship managers provides certainty and competitive advantages.
- **Skilled Maritime Services:** A concentration of shipping experts, lawyers, and service providers offers end-to-end support for maritime operations.

REAL ESTATE & CONSTRUCTION

A buoyant real estate market, driven by tourism, foreign investment, and infrastructure projects, remains a cornerstone of Cyprus's economy.

Overview

- **Residential & Commercial:** Popular coastal areas like Limassol, Paphos, and Larnaca attract both holiday-home buyers and investors in luxury apartments, villas, and mixed-use developments.
- **Infrastructure Projects:** Upgrades to highways, airports, and marinas stimulate demand for commercial and residential construction.
- **Rental Market:** Short-term rentals flourish in tourist hotspots, while long-term rentals see growing demand from expatriates working in finance, shipping, and IT.
- **Urban Development:** Revitalization initiatives in city centers (e.g., Nicosia, Limassol) encourage modern office spaces and cultural venues.

Why It's Attractive

- **Steady Capital Appreciation:** Property prices have shown resilience, particularly in prime coastal and urban locations.
- **Rental Yields:** Tourism-driven demand often translates into robust returns for short-term holiday lets.
- **Investor Incentives:** Various government schemes, such as streamlined residency permits, have historically attracted foreign buyers (although specific citizenship-by-investment programs have been revised).

ENERGY & OFFSHORE GAS

Recent natural gas discoveries in the Eastern Mediterranean have positioned Cyprus as an emerging energy hotspot.

Overview

- **Offshore Reserves:** Blocks in Cyprus's Exclusive Economic Zone (EEZ) have yielded significant gas findings, drawing major global energy firms.
- **Infrastructure Needs:** Exploration and production activities require supporting services—engineering, logistics, environmental assessments, and more.
- **Regional Cooperation:** Collaborations with neighboring countries (e.g., Egypt, Israel) are expanding opportunities for joint projects and pipeline development.
- **Renewables:** Solar power is gaining traction, thanks to Cyprus's abundant sunshine and the EU's push for green energy targets.

Why It's Attractive

- **High Potential Upside:** As more exploration blocks are auctioned, early entrants can capitalize on untapped hydrocarbon resources.
- **Diversification:** Investment in renewables—particularly solar—offers stable returns and aligns with EU climate goals.
- **Strategic Geopolitics:** Cyprus's location and EU membership make it a natural energy bridge between Europe and the Middle East.

ICT & INNOVATION

Cyprus's digital economy is growing rapidly, supported by tech-friendly policies, incubators, and a youthful talent pool.

Overview

- **Startup Ecosystem:** Cities like Nicosia and Limassol host tech hubs, co-working spaces, and accelerators fostering innovation in fintech, gaming, and software development.
- **E-Government & Digitalization:** Government initiatives encourage online public services, improving efficiency and transparency.
- **Multilingual Talent:** English is widely spoken, and many young professionals have studied or worked abroad, bringing global perspectives.
- **IT Services & Outsourcing:** Competitive costs and reliable infrastructure make Cyprus an appealing location for nearshoring and outsourcing in Europe.

Why It's Attractive

- **EU Market Reach:** Firms based in Cyprus can serve clients across the EU seamlessly, aided by unified regulations and data protection standards.
- **Support & Incentives:** Grants, tax deductions, and innovation vouchers help startups and tech companies scale up quickly.
- **Quality of Life:** Cyprus's Mediterranean lifestyle, favorable climate, and relatively low living costs help attract and retain top talent.

AGRICULTURE & AGRIBUSINESS

Although smaller in scale compared to other sectors, Cypriot agriculture capitalizes on Mediterranean specialties and niche products.

Overview

- **Key Exports:** Halloumi cheese (protected designation of origin), citrus fruits, olive oil, and wine are flagship products recognized for quality.
- **Local Demand:** A strong domestic market for fresh produce, as well as rising interest in organic and artisanal foods.
- **Value-Added Processing:** Opportunities exist in packaging, branding, and exporting premium goods to high-income markets.
- **Rural Development:** EU funds support farm modernization, irrigation projects, and sustainability measures to boost competitiveness.

Why It's Attractive

- **Global Recognition:** Halloumi and other Cypriot specialties have carved out distinctive market niches.
- **EU Funding:** Access to rural development programs can offset initial capital costs and facilitate expansion.
- **Tourism Synergy:** Agro-tourism and farm-to-table experiences benefit from the island's strong tourism base.

References

- **International Monetary Fund (IMF) (2023) Cyprus:** 2023 Article IV Consultation-Press Release; Staff Report; and Statement by the Executive Director for Cyprus. IMF Country Report No. 23/171. Available at: <https://www.imf.org/en/Publications/CR/Issues/2023/05/26/Cyprus-2023-Article-IV-Consultation-Press-Release-Staff-Report-and-Statement-by-the-534025>
- **World Bank (2024) Cyprus Overview.** Available at: <https://www.worldbank.org/en/country/cyprus/overview>
- Statistical Service of Cyprus (CYSTAT) (2024) Key Economic Indicators. Available at: <https://www.cystat.gov.cy/>
- **United Nations Data (2024) Cyprus Country Profile.** Available at: <https://data.un.org/en/iso/cy.html>

Czech Republic



<https://www.czechinvest.org/en>

General Country Profile

Capital	Prague
Population	~10.9 million (2024 estimate)
Area	~78,866 km ²
Climate	Temperate; cold winters, warm summers
Languages	Czech (official), English widely spoken in business
Currency	Czech Koruna (CZK)
Time Zone	Central European Time (CET, UTC+1); Central European Summer Time (CEST, UTC+2)
Religions	Predominantly secular, with Catholic and Protestant minorities
Legal System	Civil law system

Key Macro-Economic Indicators

GDP (Nominal), billion USD

350-360

GDP Growth Rate

1.5-2.5%

GDP Per Capita, thousand USD

30-32

Inflation Rate

2-3%

Exchange Rate (per 1 USD)

~22 CZK

Fiscal Balance (% of GDP)

2.5%

Key Sectors

**Automotive, IT
services, electronics,
engineering,
manufacturing,
finance, tourism**

WHY INVEST IN THE CZECH REPUBLIC?

The Czech Republic is a leading investment destination in Central Europe, known for its strong industrial base, skilled workforce, and strategic location. As an EU member, it provides seamless market access, attractive incentives, and world-class infrastructure for investors.

AUTOMOTIVE & MANUFACTURING

The Czech Republic has long been recognized as the automotive powerhouse of Europe, home to Škoda Auto, Toyota, Hyundai and numerous supply-chain manufacturers.

Overview

- One of the largest car producers in Europe, with a strong automotive supply chain
- Competitive labor costs while maintaining high productivity and quality
- Industrial zones and supplier clusters that support expansion
- Major investments in robotics and automation

Why It's Attractive

- Access to Germany & Western Europe via road and rail logistics
- Skilled engineering workforce
- Investment incentives for high-tech and sustainable manufacturing

INFORMATION TECHNOLOGY & INNOVATION

The Czech Republic is an emerging tech hub, with thriving software development, fintech, and cybersecurity sectors.

Overview

- One of the highest concentrations of IT professionals in Central Europe
- Strong presence of multinational R&D centers
- Prague and Brno are home to numerous tech startups & AI firms
- Government-backed incentives for digital transformation & AI research

Why It's Attractive

- Competitive operational costs compared to Western Europe
- Strong university pipeline with STEM graduates
- Access to EU funding for tech R&D

FINANCE & BUSINESS SERVICES

The Czech Republic serves as a regional financial and business hub, attracting multinational corporations and shared service centers.

Overview

- Presence of global financial institutions, consulting firms, and business service providers
- Prague is a key financial center in the region
- High availability of English-speaking professionals
- Growth in fintech & digital banking

Why It's Attractive

- Lower operational costs than Western European capitals
- Political & economic stability
- EU membership ensures strong regulatory frameworks

LOGISTICS & INFRASTRUCTURE

The Czech Republic offers a highly developed logistics network, connecting Western and Eastern Europe.

Overview

- Strategic location in Central Europe, ideal for distribution & supply chains
- One of the densest highway and rail networks in the region
- Investment in smart logistics & automation
- Increasing role as an e-commerce fulfillment hub

Why It's Attractive

- Easy access to Germany, Poland, Austria, & Slovakia
- Highly developed transport infrastructure

RENEWABLE ENERGY & GREEN TECHNOLOGY

The Czech Republic is transitioning toward a greener economy, making investments in solar, wind, and energy efficiency projects.

Overview

- Growing focus on renewables & clean energy
- Government support for solar & wind energy expansion
- Increased investment incentives for energy-efficient projects
- EU funding available for green transition programs

Why It's Attractive

- Strong policy support for sustainable development
- Opportunities in smart grids & energy storage
- High demand for energy efficiency solutions in industrial sectors
-

TOURISM & REAL ESTATE

The Czech Republic remains a top tourist destination, with Prague ranking among the most visited cities in Europe.

Overview

- Prague, Český Krumlov, and Karlovy Vary attract millions of tourists annually
- Increasing demand for luxury hotels, resorts, and serviced apartments
- Rapid growth in commercial & residential real estate
- Strong retail sector development

Why It's Attractive

- High returns on real estate investments
- Strong international tourist appeal
- Increasing demand for modern office & retail space

The Czech Republic continues to be one of the most dynamic economies in Europe, offering diverse investment opportunities across multiple industries. Investors benefit from a strategic location, skilled workforce, and EU-backed financial incentives, making it a highly attractive destination for foreign direct investment.

•

Strategic Business Park Cheb

Strategic investment in High-Tech and Mid-Tech sectors

Contact: Gabriela Bauerová – Director of Investment and Foreign Operations Division

Agency: CzechInvest

E-mail: gabriela.bauerova@czechinvest.gov.cz

The Strategic Business Park Cheb is designed as an area for the creation of a new modern industrial sector with high added value. The supported activities and strategic products are defined by the Investment Incentives Act and the economic strategy of the Czech Republic. The supported projects are mainly high-tech and mid-tech sectors. The production of electronic and optical equipment, aerospace, semiconductor industry and power chips, clean and autonomous mobility – motors and batteries for electric vehicles, production of technological parts or units related to renewable energy sources, medical and pharmaceutical products, production of technologies for the healthcare or defence industry.

Planned Investment: 50 000 000 EUR +

Investment type: Private Equity

Feasibility: Feasibility Study Available

References

- **International Monetary Fund (IMF) (2024) Czech Republic.** 2024 Article IV Consultation-Press Release; Staff Report; and Statement by the Executive Director for the Czech Republic. IMF Country Report No. 24/18. Available at: <https://www.imf.org/en/Publications/CR/Issues/2024/01/22/Czech-Republic-2024-Article-IV-Consultation-Press-Release-Staff-Report-and-Statement-by-the-539475>
- **World Bank (2024) Czech Republic Overview.** Available at: <https://www.worldbank.org/en/country/czechrepublic/overview>
- **Czech Statistical Office (2024) Statistical Yearbook of the Czech Republic.** Available at: <https://www.czso.cz/csu/czso/statistical-yearbook-of-the-czech-republic>
- **United Nations Data (2024) Czech Republic Country Profile.** Available at: <https://data.un.org/en/iso/cz.html>



Estonia



<https://eis.ee/>

General Country Profile

Capital	Tallinn
Population	1,369,995 (stand 2025)
Area	~45,335 km ²
Climate	Temperate; mild summers, cold winters
Languages	Estonian (official), English widely spoken
Currency	Euro (EUR)
Time Zone	Eastern European Time (EET, UTC+2); Eastern European Summer Time (EEST, UTC+3)
Religions	Historically Lutheran; predominantly non-religious, with Orthodox and other minorities
Legal System	Civil law system

Key Macro-Economic Indicators

GDP (Nominal), billion USD

45.9

GDP Growth Rate

1.2%

GDP Per Capita, thousand USD

34.8

Inflation Rate

3.6%

Exchange Rate (per 1 USD)

~0.92 EUR

Fiscal Balance (% of GDP)

-2%

Key Sectors

**IT services,
electronics,
engineering,
finance,
tourism,
logistics**

WHY INVEST IN ESTONIA?

Often hailed as one of the world's most digitally advanced societies, Estonia has successfully combined innovation, ease of doing business, and robust European Union (EU) membership to become a prime destination for investors. The country's tech-savvy population, transparent governance, and strategic location on the Baltic Sea create a fertile environment for diverse business ventures. Below are some of the most promising sectors, along with reasons they stand out.

DIGITAL ECONOMY & ICT

Estonia is synonymous with e-governance and cutting-edge digital solutions, boasting a thriving startup scene and tech-savvy workforce.

Overview

- **E-Residency Program:** A pioneering initiative allowing global entrepreneurs to establish and manage an EU-based company online.
- **Tech Unicorns:** Estonia is home to multiple tech unicorns (e.g., Skype's origins, Wise, Bolt), underscoring the country's strong startup culture.
- **E-Government:** 100% digital on all public services—from voting to tax filing—are conducted online, setting global standards for digital governance.
- **Supportive Ecosystem:** Tech incubators, accelerators, and public-private partnerships foster innovation in fields like fintech, AI, cybersecurity, and blockchain.

Why It's Attractive

- **Global Reach:** Businesses established in Estonia can operate seamlessly across the EU, aided by advanced digital infrastructure.
- **Talent Pool:** A highly educated population with strong IT skills ensures a steady pipeline of developers, engineers, and innovators.
- **Ease of Doing Business:** Streamlined e-services, transparent regulations, and quick incorporation processes reduce administrative burdens.

FINANCIAL & PROFESSIONAL SERVICES

Estonia's stable economy, euro adoption, and focus on digitalization create a strong foundation for financial and professional services.

Overview

- **Eurozone Membership:** Using the euro simplifies transactions and lowers currency risk for businesses operating in or trading with the Eurozone.
- **Regulatory Alignment:** Estonia adheres to EU financial directives, ensuring high standards of transparency, compliance, and investor protection.
- **Fintech Growth:** A combination of tech-savvy consumers and supportive regulations has led to a flourishing fintech scene, particularly in digital payments and lending.
- **Professional Services Hub:** Legal, accounting, and consulting firms benefit from Estonia's efficient online systems, providing cost-effective solutions for international clients.

Why It's Attractive

- **Stable Business Environment:** Strong rule of law, low corruption, and prudent fiscal policies underpin economic confidence.
- **Innovation-Driven:** Fintech sandboxes and e-Residency options help new financial products and services get to market faster.
- **Scalable Operations:** With minimal red tape and fully digital corporate management, companies can scale regionally and globally with ease.

MANUFACTURING & INDUSTRIAL

Though often overshadowed by its digital reputation, Estonia maintains a competitive edge in high-value manufacturing and industrial production.

Overview

- **High-Tech Manufacturing:** Electronics, machinery, and precision equipment production benefit from Estonia's tech-oriented ecosystem and skilled workforce.
- **Industrial Parks & Clusters:** Designated zones offer ready infrastructure, tax incentives, and proximity to ports, rail, and highways.
- **Exports & Trade:** Estonia's main trading partners include Finland, Sweden, Latvia, and Germany, facilitating regional supply chains within the EU.
- **Focus on Quality & Innovation:** Estonian manufacturers emphasize lean processes and advanced automation to stay competitive.

Why It's Attractive

- **Strategic Location:** Situated on the Baltic Sea, Estonia serves as a gateway to Northern and Eastern European markets.
- **Cost-Competitive:** Labor and operational costs are generally lower than in Western Europe, while maintaining high quality standards.
- **Skilled Workforce:** Engineers and technicians trained in local universities bring strong technical expertise to manufacturing processes.

LOGISTICS & TRANSPORT

Estonia's well-developed transport networks and strategic Baltic position make it a vital link between the Nordics and Central Europe.

Overview

- **Modern Ports:** Tallinn is one of the busiest ports in the Baltics, handling cargo, passenger ferries, and cruise ships.
- **Rail Connectivity:** The Rail Baltica project (connecting Estonia, Latvia, Lithuania, and Poland) will further boost freight and passenger movement.
- **Air Links:** Tallinn Airport offers growing connectivity, complemented by efficient road networks to neighboring countries.
- **Digital Solutions:** Advanced e-logistics and tracking platforms align with Estonia's broader digital strengths, enhancing supply chain transparency.

Why It's Attractive

- **Gateway Market:** Ideal for companies aiming to reach both Western and Eastern European customers efficiently.
- **Infrastructure Investment:** EU funds and national initiatives support ongoing upgrades to roads, railways, and port facilities.
- **Synergy with Tech:** Estonia's ICT ecosystem fuels innovations in transport tech, from real-time tracking to autonomous solutions.

For more detailed information: <https://brand.estonia.ee/new/numbers>

TOURISM & HOSPITALITY

Though smaller than other sectors, Estonia's tourism industry is growing steadily, blending medieval charm with modern experiences.

Overview

- **Historic & Cultural Appeal:** Tallinn's UNESCO-listed Old Town, pristine natural landscapes, and cultural festivals draw visitors seeking a unique European experience.
- **Wellness & Eco-Tourism:** Spas, saunas, and eco-friendly retreats capitalize on Estonia's vast forests, lakes, and unspoiled coastlines.
- **Rising Popularity:** Proximity to Nordic countries and improving connectivity are boosting Estonia's profile among both regional and global travelers.
- **All-Season Destinations:** Summer beach resorts and winter wonderland getaways (e.g., skiing, Christmas markets) support year-round tourism flows.

Why It's Attractive

- **Underexplored Market:** Opportunities exist for boutique hotels, niche tour operators, and themed experiences to cater to growing tourist segments.
- **Digital Marketing Edge:** Estonia's tech expertise helps local businesses leverage online platforms to attract and engage international visitors.
- **Cultural & Government Support:** Events like Tallinn Music Week and government-backed tourism campaigns highlight the country's unique heritage.

For more detailed information: <https://visitestonia.com/en>

GREEN ENERGY & SUSTAINABILITY

Estonia is transitioning from oil shale dependency to more sustainable energy sources, creating openings in renewables and clean tech.

Overview

- **Renewable Targets:** Estonia aims to increase its share of renewables in power generation, with emphasis on wind, biomass, and solar.
- **Clean Tech Innovations:** Startups focusing on energy efficiency, smart grids, and battery storage benefit from Estonia's digital ecosystem.
- **EU Green Deal Alignment:** As an EU member, Estonia accesses funding and support for sustainable infrastructure projects.
- **Oil Shale Phase-Down:** Historically reliant on oil shale, the country is diversifying its energy mix to reduce carbon emissions and environmental impact.

Why It's Attractive

- **Growing Demand:** Policy incentives and public support for green solutions drive market growth.
- **Technology Synergy:** Estonia's strong IT sector accelerates innovation in monitoring, automation, and data analytics for energy systems.
- **Long-Term Opportunities:** Transitioning away from oil shale opens significant scope for foreign investment in renewables and carbon-reduction technologies.

AGRICULTURE & FOOD PROCESSING

Estonia's relatively small but modernizing agricultural sector offers potential in niche and high-value products.

Overview

- **Organic Farming:** Clean environment and low population density support organic crop cultivation, dairy, and livestock.
- **Dairy & Meat Products:** Traditional Estonian cheeses, yogurt, and high-quality meats enjoy local and regional demand.
- **Value-Added Processing:** Opportunities exist in specialty foods—berries, honey, craft beverages, and artisanal products—sought by consumers looking for authenticity.
- **Export Prospects:** Baltic and Nordic markets provide a natural outlet, while online platforms and e-commerce expand global reach.

Why It's Attractive

- **Untapped Potential:** Many farms still operate at a smaller scale, leaving room for consolidation, technological upgrades, and brand development.
- **Government Support:** EU rural development funds and national grants encourage innovation in sustainable farming and processing.
- **Synergy with Tourism:** Culinary tourism and farm-to-table experiences complement Estonia's broader push to showcase local culture and cuisine.

References

- **International Monetary Fund (IMF) (2024) Republic of Estonia: 2024 Article IV Consultation-Press Release; Staff Report; and Statement by the Executive Director for the Republic of Estonia.** IMF Country Report No. 24/55. Available at: <https://www.imf.org/en/Publications/CR/Issues/2024/03/07/Republic-of-Estonia-2024-Article-IV-Consultation-Press-Release-Staff-Report-and-Statement-by-the-539544>
- **World Bank (2024) Estonia Overview.** Available at: <https://www.worldbank.org/en/country/estonia/overview>
- **Statistics Estonia (2024) Key Indicators.** Available at: <https://www.stat.ee/en/find-statistics/statistics-theme>
- **United Nations Data (2024) Estonia Country Profile.** Available at: <https://data.un.org/en/iso/ee.html>

Greece



<https://www.enterprisegreece.gov.gr/en>

General Country Profile

Capital	Athens
Population	~10.3 million (2023 estimate)
Area	~131,957 km ²
Climate	Mediterranean; mild, wet winters; hot, dry summers
Languages	Greek (official), English widely spoken in urban and tourist areas
Currency	Euro (EUR)
Time Zone	Eastern European Time (EET, UTC+2); Eastern European Summer Time (EEST, UTC+3)
Religions	Predominantly Greek Orthodox, with Muslim and other minorities
Legal System	Civil law system

Key Macro-Economic Indicators

GDP (Nominal), billion USD

230–240

GDP Growth Rate

2–3%

GDP Per Capita, thousand USD

22–23

Inflation Rate

2–3%

Government Debt (% of GDP)

154–155%

Exchange Rate (per 1 USD)

~0.92 EUR

Fiscal Balance (% of GDP)

-1.3%

Key Sectors

Tourism, shipping, agriculture, manufacturing, financial services, real estate, energy, ICT, logistics, life sciences

WHY INVEST IN GREECE?

ENERGY & RENEWABLES

Greece's geography and climate support a growing renewable energy market, alongside a broader push for energy diversification and green transition.

Overview

- **Renewable Potential:** Abundant sunshine and strong winds in the Aegean and Ionian Seas make solar and wind power particularly viable.
- **Energy Transition:** As part of the EU's Green Deal, Greece has successfully reduced coal and achieved to steadily increase the share of renewables in its energy mix.
- **Hydrocarbon Exploration:** Offshore gas exploration in the Eastern Mediterranean has drawn an increasing interest from international energy firms, though development remains in early stages.
- **Infrastructure Projects:** Upgrades to the electricity grid and new interconnectors with neighboring countries and offshore Subsea Interconnections enhance regional energy, security and reliability.

Why It's Attractive

- **Favorable Policy Environment:** A steady Net Zero by 2050 commitment, aggressive renewable energy targets, Capacity Auctions, bilateral PPAs (Power Purchase Agreement), licensing reforms, licensing reforms, and EU-backed financing encourage private investment in solar, wind, and other renewables.
- **Early-Stage Opportunities:** The upcoming Offshore Wind Development Program, along with the Energy Storage Capacity building (BESS), are among the energy subsectors presenting first-mover advantages.
- **Regional Energy Hub:** Greece's strategic position allows it to serve as an energy corridor between Europe, the Middle East, and North Africa.

REAL ESTATE & CONSTRUCTION

A combination of tourism demand, economic reforms, and urban renewal has revitalized Greece's real estate market.

Overview

- **Golden Visa Program:** Foreign investors can obtain residency by investing in Greek property, boosting demand for residential and commercial real estate. In addition to investing in Greek real estate, foreign investors can obtain residency through the Greek Golden Visa Program by choosing from several other investment options.
- **Tourist Rentals:** Short-term rental platforms (Airbnb, VRBO) thrive in popular tourist destinations, offering solid yields for property owners.
- **Urban Redevelopment:** Cities like Athens and Thessaloniki are modernizing historic districts and upgrading public infrastructure, stimulating demand for new housing and commercial spaces.
- **Infrastructure Projects:** Large-scale developments—such as the Ellinikon project in Athens—signal long-term growth potential in construction and real estate services.

IT & DIGITAL ECONOMY

Greece's emerging tech scene, boosted by government-led digital reforms and a well-educated workforce, is gaining traction.

Overview

- **Startup Ecosystem:** Athens hosts a growing number of co-working spaces, incubators, and accelerators, supporting startups in fintech, gaming, and e-commerce.
- **E-Government Reforms:** The government's push to digitize public services (tax filing, business registration) fosters a culture of innovation and efficiency.
- **Talent Pool:** Greek universities produce skilled graduates in engineering and computer science, many of whom return from abroad with international experience.
- **Foreign Tech Investments:** Global tech companies have begun establishing R&D hubs and customer support centers in Greece, drawn by competitive costs and multilingual talent.

Why It's Attractive

- **Cost Competitiveness:** Salaries and operating expenses remain competitive than in many Western European tech hubs, while offering EU market access.
- **Growing Digital Market:** Rapid uptake of e-commerce, mobile banking, and cloud services signals high potential for new digital products and platforms.
- **Government Incentives:** Tax breaks, funding programs,

LOGISTICS & SUPPLY CHAIN

Overview

Greece stands as a strategic gateway between Europe, Asia, and Africa, offering a rapidly growing logistics and supply chain sector. Leveraging its geographic position, modern infrastructure, and robust maritime tradition, Greece is evolving into a key transport and logistics hub for Southeast Europe and beyond. Major investments in ports like Piraeus, Thessaloniki, and new intermodal freight terminals have significantly boosted the country's logistical capabilities, attracting global players, and increasing throughput efficiency.

- World-class port infrastructure, especially in Piraeus (one of Europe's busiest ports)
- Expanding transport networks connecting Europe and Asia
- Competitive labour costs and highly skilled workforce in transport and logistics
- Growing investment in digitalization and green logistics
- Strong support from EU funding and private sector partnerships

Why it's Attractive

- Strategic geographic location at the crossroads of major trade routes
- Access to over 500 million consumers in the EU and neighbouring regions
- Favourable regulatory environment and government incentives
- Rapid growth in e-commerce and regional distribution demand
- Ongoing public and private investments in logistics hubs and technology

LIFE SCIENCES & BIOTECH

Overview

Greece's life sciences and biotechnology sector is gaining momentum as a hub of innovation, fuelled by a strong academic network, skilled professionals, and a vibrant ecosystem of emerging biotech enterprises. Building on its longstanding expertise in medical research and pharmaceuticals, Greece is expanding its presence in biotech research, clinical trials, and health-related manufacturing, making it an increasingly attractive destination for international collaboration and investment.

- Well-established tradition in pharmaceutical production and health research
- Renowned universities and research institutions specializing in life sciences
- Cost-effective environment for research, development, and clinical trials
- Highly skilled, multilingual scientific workforce
- Growing support for biotech start-ups through innovation hubs and funding programs

Why it's Attractive

Greece offers a powerful mix of research excellence, affordability, and strategic market access. A supportive innovation landscape, combined with strong connections to European and global networks, positions Greece as an ideal base for biotech ventures.

- Rich pool of scientific talent and research expertise
- Efficient and cost-competitive R&D environment
- Active participation in European research and innovation initiatives
- Ideal setting for clinical trials and access to diverse patient populations
- Incentives and government support for technology, innovation, and biotech growth

References

- **International Monetary Fund (IMF) (2023) Greece:** 2023 Article IV Consultation-Press Release; Staff Report; and Statement by the Executive Director for Greece. IMF Country Report No. 23/271. Available at: <https://www.imf.org/en/Publications/CR/Issues/2023/09/08/Greece-2023-Article-IV-Consultation-Press-Release-Staff-Report-and-Statement-by-the-539355>
- **World Bank (2024) Greece Overview.** Available at: <https://www.worldbank.org/en/country/greece/overview>
- **Hellenic Statistical Authority (ELSTAT) (2024) Statistical Data.** Available at: <https://www.statistics.gr/en/home>
- **United Nations Data (2024) Greece Country Profile.** Available at: <https://data.un.org/en/iso/gr.html>



Ireland



<https://www.idaireland.com/>

General Country Profile

Capital	Dublin
Population	~5.3 million (2023 estimate)
Area	~70,273 km ²
Climate	Temperate maritime; mild winters, cool summers, consistent rainfall
Languages	English, Irish (Gaelic) (both official); English widely spoken
Currency	Euro (EUR)
Time Zone	Ireland Standard Time (IST, UTC+0), observes Daylight Saving Time (UTC+1)
Religions	Predominantly Roman Catholic, with Church of Ireland and other minorities
Legal System	Common law system

Key Macro-Economic Indicators

GDP (Nominal), billion USD

550

GDP Growth Rate

3.7-4.5%

GDP Per Capita, thousand USD

103,887.8

Inflation Rate

1.7-1.9%

Government Debt (% of GDP)

41.6%

Exchange Rate (per 1 USD)

~0.93 EUR

Fiscal Balance (% of GDP)

1.7%

Key Sectors

**Technology,
pharmaceuticals,
financial services,
agribusiness,
professional services,
real estate, tourism**

WHY INVEST IN IRELAND?

The Republic of Ireland has become a global hotspot for foreign direct investment (FDI), underpinned by its status as an English-speaking gateway to the European Union (EU). Known for its pro-business policies, highly educated workforce, and thriving technology scene, Ireland offers a stable and attractive environment for international companies. Below are some of the most promising sectors, along with key reasons they stand out.

TECHNOLOGY & INNOVATION

Overview

- **Global Tech Hub:** Ireland hosts European headquarters for leading tech giants like Google, Facebook (Meta), Apple, and Microsoft, thanks to its skilled labor pool and supportive policies.
- **Vibrant Startup Scene:** Dublin's startup ecosystem includes incubators, accelerators, and co-working spaces, encouraging entrepreneurship in fintech, AI, gaming, and more.
- **Research & Development:** Universities and research centers collaborate with industry, fueling innovation in data analytics, cloud computing, and cybersecurity.

Why It's Attractive

- **Highly Skilled Workforce:** A strong focus on STEM education, combined with a steady influx of international talent, ensures a robust tech talent pipeline.
- **Favorable Tax Regime:** A 12.5% corporate tax rate, plus R&D tax credits, attracts both multinationals and homegrown startups.
- **EU Market Access:** As an EU member, Ireland provides seamless access to the single market, simplifying trade and cross-border services.

FINANCIAL & PROFESSIONAL SERVICES

Overview

- **International Financial Hub:** Dublin is a major center for banking, insurance, and asset management, hosting numerous global firms.
- **Post-Brexit Opportunities:** Many financial institutions have expanded or relocated operations to Ireland to maintain EU passporting rights.
- **Regulatory Alignment:** Ireland adheres to EU financial regulations, ensuring transparency and high standards of investor protection.

Why It's Attractive

- **Strong Legal Framework:** A stable political environment and English common law tradition bolster confidence among international investors.
- **Skilled Professionals:** A deep pool of accountants, legal experts, and financial analysts supports sophisticated service offerings.
- **Innovative Ecosystem:** Fintech companies benefit from collaborative networks, government incentives, and integration with Ireland's broader tech community.

PHARMACEUTICALS & LIFE SCIENCES

Overview

- **Manufacturing Powerhouse:** Ireland is a leading global exporter of pharmaceuticals, with many of the world's top pharma companies operating large-scale production facilities.
- **Biotech & Medtech Growth:** Cutting-edge research in biotechnology, medical devices, and diagnostics is fueled by collaboration between academia and industry.
- **Quality Infrastructure:** Modern labs, manufacturing plants, and logistics networks ensure reliable, high-quality output.

Why It's Attractive

- **Highly Regulated & Trusted:** Stringent EU standards and a proven track record make Irish-made pharma products globally respected.
- **Talent & Expertise:** Specialized training programs and research institutions produce a steady stream of scientists, engineers, and regulatory professionals.
- **R&D Incentives:** Generous tax credits and government grants support ongoing innovation and product development.

AGRIBUSINESS & FOOD

Overview

- **Global Reputation:** Irish dairy, beef, and seafood enjoy a strong international brand, thanks to high quality and stringent safety standards.
- **Sustainable Practices:** Grass-fed production, traceability, and environmental stewardship appeal to eco-conscious consumers worldwide.
- **Value-Added Products:** Opportunities exist in niche segments—artisan cheeses, craft beverages, organic produce—capitalizing on Ireland's natural resources.

Why It's Attractive

- **Robust Export Channels:** Well-established trade links and EU market access support the growth of Irish food exports.
- **Innovative Techniques:** Research centers and agri-tech startups enhance efficiency, animal welfare, and sustainability.
- **Government Support:** Agencies like Bord Bia (Irish Food Board) provide marketing, research, and trade assistance to agribusinesses.

INFRASTRUCTURE & REAL ESTATE

Overview

- **Urban Expansion:** Dublin's status as a tech and financial hub drives demand for modern office spaces, housing, and mixed-use developments.
- **Regional Development:** Other cities (Cork, Galway, Limerick) are also experiencing growth, supported by government initiatives to balance regional economies.
- **Transport Upgrades:** Ongoing investments in highways, rail networks, and public transport aim to reduce congestion and boost connectivity.

Why It's Attractive

- **Strong Rental Market:** Corporate relocations and a growing workforce fuel demand for both residential and commercial real estate.
- **Government Initiatives:** Public-private partnerships (PPPs) and tax incentives encourage infrastructure improvements and urban regeneration projects.
- **Stable Returns:** Ireland's economic resilience and steady population growth underpin real estate valuations over the long term.

TOURISM & HOSPITALITY

Overview

- **Iconic Heritage:** Ireland's rich cultural traditions, historic sites (e.g., Cliffs of Moher, the Ring of Kerry), and vibrant cities draw millions of visitors annually.
- **Business & Conference Travel:** Dublin's convention centers and easy flight connections attract international events and corporate gatherings.
- **Growing Segments:** Ecotourism, adventure travel, and culinary tourism are on the rise, offering diversified opportunities.

Why It's Attractive

- **Year-Round Appeal:** While summer is peak season, cultural festivals, music events, and city breaks drive tourism throughout the year.
- **High-Value Market:** Visitors from the US and Europe typically spend above-average amounts, supporting higher-end accommodations and services.
- **Supportive Agencies:** Fáilte Ireland and Tourism Ireland promote the country globally and assist new tourism ventures with marketing and development.

References

- **International Monetary Fund (IMF) (2023) Ireland:** 2023 Article IV Consultation-Press Release; Staff Report; and Statement by the Executive Director for Ireland. IMF Country Report No. 23/258. Available at: <https://www.imf.org/en/Publications/CR/Issues/2023/08/28/Ireland-2023-Article-IV-Consultation-Press-Release-Staff-Report-and-Statement-by-the-539184>
- **World Bank (2024) Ireland Overview.** Available at: <https://www.worldbank.org/en/country/ireland/overview>
- **Central Statistics Office Ireland (2024) Key Economic Indicators.** Available at: <https://www.cso.ie/en/statistics/>
- **United Nations Data (2024) Ireland Country Profile.** Available at: <https://data.un.org/en/iso/ie.html>



Invest In Italy
THE ITALIAN HOUSE OF BUSINESS

<https://www.investinitaly.gov.it/en>

General Country Profile

Capital	Rome
Population	~59 million (2023 estimate)
Area	~301,340 km ²
Climate	Mediterranean in the south; more temperate/alpine in the north; hot, dry summers; mild, rainy winters
Languages	Italian (official); regional dialects; English widely spoken
Currency	Euro (EUR)
Time Zone	Central European Time (CET, UTC+1); Central European Summer Time (CEST, UTC+2)
Religions	Predominantly Roman Catholic, with other Christian denominations and minority faiths
Legal System	Civil law system

Key Macro-Economic Indicators

GDP (Nominal), trillion USD

2.4

GDP Growth Rate

0.8%

GDP Per Capita, thousand USD

42

Inflation Rate

1.6%

Government Debt (% of GDP)

135%

Exchange Rate (per 1 USD)

~0.92 EUR

Fiscal Balance (% of GDP)

-3.9%

Key Sectors

Aerospace, Automotive, Chemical Industry, Circular Economy, Fashion, Design, Furniture, Food Industry & Agrifood-tech, Greentech, ICT, Life Sciences, Logistics & Infrastructure, Machinery & Mechatronics, Microelectronics & Semiconductors, Real Estate

WHY INVEST IN ITALY?

Italy's rich cultural heritage, strategic location in the heart of the Mediterranean, and strong integration within the European Union make it a compelling destination for foreign investors. Boasting one of the largest economies in the Eurozone, Italy is a global leader in manufacturing, fashion, luxury goods, and agribusiness. Recent reforms and a renewed focus on innovation have also opened doors in high-tech industries and infrastructure development. Below are some of the most promising sectors, along with reasons why they merit attention.

MANUFACTURING & INDUSTRIAL

Overview

- **Second-Largest Manufacturing Hub in Europe:** Italy ranks just behind Germany in manufacturing output within the EU, excelling in machinery, automotive components, and precision engineering.
- **Export Powerhouse:** Renowned for high-quality production and design, Italy exports machinery, automotive parts, and advanced industrial equipment worldwide. Particularly, Italy is the 1st world largest exporter in marine industry, the 2nd largest European metal products exporter and the 2nd largest European exporter in mechanic industry.

Why It's Attractive

- **Skilled Workforce:** A tradition of craftsmanship combined with engineering expertise supports advanced manufacturing and product customization.
- **Strong R&D Ecosystem:** Public and private research centers, along with university partnerships, drive innovation in robotics, automation, and materials science.
- **EU Market Access:** As a founding EU member, Italy offers seamless trade links across the single market, simplifying supply chains and distribution.

FASHION & LUXURY

Overview

- **Global Reputation:** Italy is the leading country in Europe in terms of the production and sale of luxury fashion, with brands such as Gucci, Prada, Fendi, Bvlgari, Ferragamo, and Dolce & Gabbana dominating the market.
- **Design Excellence:** Italy is in top position among EU countries in terms of turnover generated by design companies (more than 6 billion euros, almost 20% of the EU's total).
- **Integrated Supply Chains:** Highly specialized districts (such as the ones in Tuscany, Piedmont, and Marche) produce textiles, footwear, and leather goods, enabling quick turnaround and product differentiation.

Why It's Attractive

- **High Margins:** Luxury goods often yield robust profit margins, supported by strong international demand.
- **Brand Heritage:** Italian fashion houses benefit from centuries-old craftsmanship traditions, adding intangible value to their products.
- **Collaborative Networks:** Partnerships between established brands and innovative startups open opportunities for co-branding, new materials, and sustainable production methods.

AGRIBUSINESS & FOOD

Overview

- **Culinary Capital:** From pasta and olive oil to wine and cheese, Italy's food culture is renowned globally for authenticity and quality. Italy is a leading producer of 40+ high-quality agricultural products.
- **Export Growth:** Italian agri-food exports—particularly specialty items like Parmigiano-Reggiano, prosciutto, and DOC/DOP wines—continue to rise (+ 5,7% growth in 2023).
- **Regional Diversity:** Each region offers unique products and methods, from Sicily's citrus groves to Piedmont's truffle-rich forests, creating a wide array of investment niches.

Why It's Attractive

- **Global Demand:** "Made in Italy" food and beverages command premium prices in international markets. Italy has the highest number of organic operators (92,799), particularly producers and processors, in the EU; it is leader in EU for Food & Beverage Manufacturing and Fruit & Vegetable Processing. Italy is indeed the 1st largest world wine exporter by volume and 2nd by value.
- **Protected Designations:** PDO, PGI, and DOCG certifications help preserve heritage and guarantee product provenance. Italy ranks 1st in the EU by number of PDO & PGI agrifood products (856 certified products).
- **Food Tourism Synergy:** Culinary experiences draw millions of visitors, linking agribusiness with Italy's robust tourism sector.

TOURISM & HOSPITALITY

Overview

- **Cultural Treasures:** Italy ranks 1st worldwide for UNESCO World Heritage Sites (60 in total). The attractiveness of the country relies on arts, food, landscape, nature, town and small villages, making Italy the 5th most visited Country in the world.
- **Key Figures:** Tourism represents 11% of the national GDP, making it the leading sector in the Country. Expenditure generated by domestic and international tourism worths – in 2024 – 110 billion €.
- **Top 4 destinations:** Hotel investments reached a total volume of € 2.1 billion in 2024 (+30% vs 2023). Rome, Venice, Milan, and Florence accounted for 48% of total hotel investment volumes.

Why It's Attractive

- **Consistently High Visitor Numbers:** Italy is one of the world's most visited countries, ensuring steady demand for accommodations, dining, and experiences.
- **Spending Power:** Tourists often spend more per trip due to Italy's reputation for luxury goods, fine dining, and cultural activities.
- **Diverse Segments:** Religious, cultural, culinary, and business travel—along with emerging niches like eco-tourism and wellness—support a broad hospitality ecosystem.

TECHNOLOGY & INNOVATION

Overview

- **Growing Startup Scene:** Lombardy, Lazio and Campania are the top 3 regions for no. of ICT innovative startups & SMEs, while Milan, Rome, and Turin are emerging tech hubs with incubators, accelerators, and strong venture capital interest, particularly in fintech, AI, and IoT.
- **Industry 5.0 Initiatives:** Government programs offer incentives for automation, digital transformation, and advanced manufacturing technologies. Italy is also among the major EU countries for patents' growth rate [+3,8% vs the EU average of +1.4%]
- **Academic and Innovation Strength:** Universities like Politecnico di Milano and Bologna University collaborate with industry, driving research in robotics, biotech, and software development.

Why It's Attractive

- **Skilled Talent:** Italy produces a steady stream of engineers, developers, and designers, many with international experience. The Country boasts 56 universities with degree programs in ICT-related disciplines with more than 7000 highly specialized technicians per year, providing the industry with a large qualified talent pool.
- **Public Support:** Tax credits, innovation vouchers, and grants support R&D, prototyping, and commercialization of new technologies.
- **EU Collaboration:** As an active participant in EU-funded research projects, Italy's tech community benefits from cross-border partnerships and funding.

LOGISTICS & INFRASTRUCTURE

Overview

- **Transport Network:** a combination of highways, high-speed rail, and major seaports (Genoa, Naples, Trieste) connect Italy to European and global markets.
- Italy is 1st in the EU in Short Sea Shipping (over 18% of the total tonnage in 2023) and it's the 1st maritime passenger transport country in the EU, Efta Countries, Turkey and Montenegro, accounting for 21.6% of the EU total (over 85 million passengers in 2023).
- **Logistics & Warehousing:** E-commerce growth drives demand for modern distribution centers, particularly in strategic corridors linking Northern and Southern Europe. 7 of the top 15 European freight terminals are in Italy, more than any other European country.

Why It's Attractive

- **Strategic Gateway:** Italy's central location in the Mediterranean facilitates trade routes with Africa, the Middle East, and beyond.
- **Euro-Mediterranean logistics hub:** Gateway for 500 mln European customers and for 270 mln customers from Northern Africa and the Middle East.
- **Public-Private Partnerships:** The government encourages PPPs for large-scale infrastructure projects, offering opportunities in construction and related services.

REAL ESTATE

Overview

- **Corporate investments surge:** Real Estate is involved in 21% of the national GDP. Corporate Real Estate has grown constantly over the past ten years, and foreign investments represent 70% of total investments.
- **Strong interest for student housing:** investments in Italy exceeded 200 million € in 2023;
- **Silver economy:** new key investment opportunities are growing to exploit the enormous potential linked to elderly population needs and wellness.

Why It's Attractive

- **Stable Returns:** Prime real estate in major cities often holds or increases value, bolstered by strong tourism and business activities.
- Investment opportunities are significant particularly in asset classes that reveal a gap between demand and supply, such as student or senior housing, and hotel hospitality.
- **Urban Renewal:** Cities like Milan and Turin are undergoing revitalization, attracting mixed-use developments, commercial spaces, and sustainable housing projects.

LIFE SCIENCES

Overview

- **Strategic role:** Italy is globally recognized as a leading competitive hub in Europe and globally for investments in pharmaceuticals, medical devices, biotechnology, and healthcare.
- **Resilient value chain:** Italy has a long-standing tradition of hosting a considerable number of global leaders in the Life Sciences sector. Italy is 1st and 2nd in the EU by number of companies in the medical devices and pharmaceuticals industry, respectively.
- **First-class R&D environment:** the country is at the forefront of groundbreaking research in numerous therapeutic areas. Italian research ecosystem ranks 3rd worldwide by patent productivity, showing an extremely high quality of R&D activities conducted in the Country

Why It's Attractive

- **Competitive labour cost:** compared to other leading European economies, along with a first-class talent pool, Italy also offers one of the most competitive labour costs among Western European countries.
- **Contract Development and Manufacturing Organisations (CDMOs):** Italy is 1st in Europe by pharma CDMO manufacturing value, accommodating the increased demand for pharmaceutical development and manufacturing services in Italy and Europe
- **Competitive edge:** given its well-established multinational corporations, a world-class research ecosystem and strong synergies among its numerous innovation players, Italy is globally recognized as a leading competitive hub in Europe and for investments in pharmaceuticals, medical devices, biotechnology and healthcare.

MICROELECTRONICS & SEMICONDUCTORS

Overview

- **Dynamic business landscape:** Italy is committed to strengthening technology and supply chains within the European Union, ranking 2nd in the EU by number of companies in microelectronics.
- **Strong growth platform:** +61% export value growth of semiconductor devices in the past five years.
- **Fertile Semiconductor Ecosystem:** Italy is among the leading EU Countries by number of scientific citations on subjects related to Microelectronics, giving evidence of great science and research capabilities.

Why it's attractive

- **Cost-effective labor pool and qualified workforce:** Italy is 2nd by number of graduates in engineering subjects (2022) and 4th in terms of labor cost per hour (€) of manufacturing employees (2023).
- **Supportive Government:** Italy's national strategy includes investing in chip design, maintaining and strengthening manufacturing focus on silicon compounds, strengthening the equipment sector (including testing).
- **Close proximity to End-Users of Chips:** it is possible to reach vast foreign markets from Italy, including the EU, North Africa and Middle East

MIND – Milano Innovation District

Born on the premises of Milano World Expo 2015, MIND is a 1 million sqm innovation district hosting 50,000 people. It combines a scientific and clinical focus on Life Sciences with an international platform designed to attract investment into the local innovation ecosystem. This ecosystem is composed of companies, universities, accelerators, and public and private actors collaborating with international venture capital (VC) and private equity (PE) to leverage human capital and business excellence.

The site represents a total public-private investment of €5 billion and is set to become the largest innovation district in Europe by 2032. Established in 2018 as a public-private partnership between Arexpo and LendLease, MIND has implemented a strategy to strengthen the scientific and clinical profiles of its four key anchors: The University of Milano (Statale), the Galeazzi Hospital, the Human Technopole Foundation, and Fondazione Triulza.

MIND is a cutting-edge innovation district that hosts a diverse ecosystem of companies and institutions, categorized into strategic clusters: **Life Sciences and Pharmaceutical Cluster, Technology and Innovation Cluster, Services and Finance Cluster, Acceleration and Incubation Cluster.**

This ecosystem includes multinational corporations, SMEs, scale-ups, startups, names like AstraZeneca, Illumina, Bio4Dreams, Bracco, Rold, Extend (the technology transfer hub of CDP, Italy's national investment bank), Biomimx, E4Life, Ephos, Embecta, Eon, Esselunga, Umana, TIM, ELT - Elettronica S.p.A., Valore Italia. This variety of tenants, combined with the development opportunities offered by Lendlease, makes MIND the largest innovation district in Italy, an ideal place for investors looking to participate in innovative projects.

MIND also serves as the European base for the international operations of Berkeley SkyDeck, the acceleration program of Berkeley University. Within the MIND framework, about 30 global corporations are federated under a new legal entity, working together in a virtuous and collaborative environment, to accelerate the translation of ideas into new products, processes, and services that will contribute to the economic revival of Italy. **The Ecosystem is organized along 4 key sectors** - Life Sciences & Wellbeing, Energy Transition & Mobility, Smart Places & Building Innovation, Urban Digitalization & New Services - with the goal of creating and boosting innovation, in an open and collaborative environment which revolves around the principle of the Federation's Manifesto, i.e.: "Collaborate to Compete".

At MIND, synergies within the ecosystem focus on three priority areas:

- Big Data and AI, smart materials and devices
- Genomics, personalized medicine, and value-based care
- Advanced and additive manufacturing

These initiatives position MIND as a breeding ground for health prevention, improved diagnostics, and advanced healthcare, always following a citizen-centric approach.

The construction of the new STEM Campus of the University of Milano (Statale) within MIND will bring over 23,000 students, professors, and researchers, along with housing facilities, incubation, and

acceleration programs. Construction began in 2024 and is set for full completion by 2032, marking the final stage of this technological district.

The District's competitiveness as a prime location for science and innovation is enriched by the presence of two key scientific anchors:

Human Technopole

Located inside Milan Innovation District MIND, Human Technopole is a large-scale, government-funded, research institute that contributes to improving human health and technology by studying the fundamental mechanisms of biological systems relevant to human diseases. The HT community counts 500 people, including more than 350 researchers staff of 40 different nationalities, with an average age of 39 years. Over 40% of research staff have joined HT from abroad. Human Technopole's research contributes to the improvement of people's health and well-being by taking a global and interdisciplinary approach to the study of human biology, aimed at understanding the basic mechanisms that regulate physiology and disease. As part of its mission to support the national scientific community, the institute has been equipped with five unique National Facilities, high-technology impact infrastructures open to researchers from the national community. In June 2024, the National Facilities officially opened and researchers from across Italy were able to access the available technologies and thus advance their own research projects. To date, Human Technopole has raised external funding worth €26 million awarded to the institute's researchers through grants and scholarships from European and international funding institutions.

IRCCS Galeazzi-Sant'Ambrogio Hospital

Located within MIND – Milano Innovation District, the IRCCS Galeazzi-Sant'Ambrogio Hospital is a globally recognized center of excellence, ranking 43rd worldwide in Orthopedics. It also stands out in Cardiovascular Medicine, offering advanced minimally invasive procedures such as TAVI, and is a leader in Neuro-oncology, specializing in techniques like brain mapping and awake surgery. In 2022, they inaugurated a state-of-the-art 600-bed facility merges the orthopedic excellence of Galeazzi Hospital with Istituto Clinico Sant'Ambrogio's expertise in cardio-thoracovascular and bariatric care. With its opening, the District became not only a hub for top-tier medical treatment but also a center for innovation, attracting resources and strategic projects to shape the future of healthcare.

Campus MIND Università Statale di Milano

MIND will be the new home for the scientific faculties of the University of Milan. This "Campus 2.0," designed by CRA-Carlo Ratti Associati, emphasizes open collaboration and learning across a total area of 210,000 square meters. It will house a vibrant community of over 23,000 individuals, including students, researchers, faculty, and staff. The campus will feature five courtyard buildings, and will prioritize physical interaction in a post-pandemic world. Green spaces, including a 10,000-square-meter central square, will promote interdisciplinary "learning by doing." A "Common Ground" pedestrian network, featuring a 700-meter internal path, will ensure seamless connectivity. The project will consolidate the university's multidisciplinary scientific expertise across 14 departments within 4 technical-scientific faculties: Agricultural and Food Sciences, Science and Technology, Pharmaceutical Sciences, and Medicine and Surgery.

YESMILANO

References

- **International Monetary Fund (IMF) (2023) Italy:** 2023 Article IV Consultation-Press Release; Staff Report; and Statement by the Executive Director for Italy. IMF Country Report No. 23/307. Available at: <https://www.imf.org/en/Publications/CR/Issues/2023/10/06/Italy-2023-Article-IV-Consultation-Press-Release-Staff-Report-and-Statement-by-the-540037>
- **World Bank (2024) Italy Overview.** Available at: <https://www.worldbank.org/en/country/italy/overview>
- Istituto Nazionale di Statistica (ISTAT) (2024) Statistics and Reports. Available at: <https://www.istat.it/en/>
- **United Nations Data (2024) Italy Country Profile.** Available at: <https://data.un.org/en/iso/it.html>

Latvia



Investment and
Development
Agency of Latvia

<https://liaa.gov.lv>

General Country Profile

Capital	Riga
Population	~1.9 million
Area	~64,589 km ²
Climate	Humid continental with coastal influences; mild summers and cold, snowy winters
Languages	Latvian (official); English and Russian are widely spoken
Currency	Euro (EUR)
Time Zone	Eastern European Time (UTC+2; observes DST, switching to UTC+3 in summer)
Religions	Predominantly Christianity (Lutheran, Roman Catholic, Eastern Orthodox), with a growing secular population
Legal System	Based on civil law; influenced by Germanic and Roman law (Source: CIA World Factbook)

Key Macro-Economic Indicators

GDP (Nominal), billion USD

42

GDP Growth Rate

2-3%

GDP Per Capita, thousand USD

22.5

Inflation Rate

~3%

Unemployment Rate

~7%

External Debt (% of GDP)

50%

Current Account Balance (% of GDP)

+1-2%

Exchange Rate

1 EUR

Fiscal Balance (% of GDP)

-1.5%

Key Sectors

**Services, manufacturing,
IT, finance, logistics,
tourism**

PURPLEGREEN - GREEN AMMONIA PRODUCTION PLANT SMART ENERGY

Renewable Energy - Green Hydrogen & Ammonia Production

Contact: Kaspars Niedols - Senior Investment Advisor

Agency: LIAA - Invest in Latvia

Phone: Email: kaspars.niedols@liaa.gov.lv

The project's main objective is to build a green ammonia production plant in Ventspils, Latvia, operating with zero greenhouse gas emissions, thereby supporting Latvia's transition to a low-carbon economy. The planned production capacity of the plant is 550,000 tonnes of green ammonia per year, with an installed electricity consumption capacity of 550 MW.

Ventspils is an ideal location for establishing a green ammonia plant due to its existing infrastructure, including an ice-free port and an existing ammonia terminal.

Investment Sought: 500 000 000 EUR

Investment Type: Private Equity

Feasibility: Feasibility Study Available

AMBERBIRCH - MULTI-PURPOSE VENEER: MANUFACTURING

Sustainable Construction & Wood Processing

Contact: Klavs Ielejs - Senior Investment Advisor

Agency: LIAA - Invest in Latvia

Phone: Email: klavs.ielejs@liaa.gov.lv

AmberBirch is expanding its high-value birch veneer production and launching a new wood fiber insulation product line, aligning with the EU Green Deal and increasing demand for sustainable construction materials. The project aims to double veneer production capacity and establish a carbon-negative insulation line, leveraging synergies with existing operations. With an expected investment of up to €30M equity, the project offers an IRR of 15-20%, contributing to Latvia's woodworking industry growth and enhancing the value-added export potential.

Investment Sought: 30 000 000 EUR

Investment Type: Private Equity

Feasibility: Business in Operation

BIOJET - SUSTAINABLE BIOFUEL

Renewable Energy & Biofuels

Contact: Klavs Ielejs - Senior Investment Advisor

Agency: LIAA - Invest in Latvia

Phone: Email: klavs.ielejs@liaa.gov.lv

Norwegian company Biojet AS plans to establish a SAF (Sustainable Aviation Fuel), biodiesel, and bio-naphtha plant in Ventspils, Latvia, using wood residues to produce sustainable biofuels that are compatible with existing fuel infrastructure. The project aims to reduce reliance on fossil fuels, contributing to Europe's green energy transition, with commercial production set to begin in 2030. The total investment required is €1 billion, positioning Latvia as a key player in the renewable fuel sector.

Investment Sought: 1000 000 000 EUR

Investment Type: Private Equity

Feasibility: Feasibility Study Available

CONSTRUCTION OF THE IECAVA AND BAUSKA BYPASS

Infrastructure & Transportation

Contact: Kristine Apsalone - Lawyer of the Development Instruments Department

Agency: Latvian State roads

Phone: Email: kristine.apsalone@lvceli.lv

The Iecava and Bauska Bypass project is a Public-Private Partnership (PPP) infrastructure initiative utilizing the DBFM (Design, Build, Finance, Maintain) model, ensuring it remains off-balance for the public sector. The project has received government approval, with financial and economic assessments completed, and the PPP procurement process set to begin for the Bauska Bypass. This investment opportunity offers long-term revenue potential through a strategic transport corridor improving connectivity in Latvia.

Investment Sought: 352 000 000 EUR

Investment Type: Public-Private Partnership

Feasibility: Feasibility Study Available

LATVOLT LFP BATTERY PRODUCTION PLANT

Renewable Energy & Battery Technology

Contact: Vilis Zinkevics - Senior Investment Advisor

Agency: LIAA - Invest in Latvia

Phone: Email: vilis.zinkevics@liaa.gov.lv

Latvolt aims to establish a 100 MWh LFP battery production facility near Riga, Latvia, focusing on advanced battery modules and intelligent management systems to meet the rising demand for sustainable energy storage solutions. The project offers an investment opportunity of up to €50 million, with the potential to acquire equity in the company. With a three-stage investment plan totaling €100 million, the initiative is set to drive local employment, technological innovation, and green energy transition in Europe.

Investment Sought: 50 000 000

Investment Type: Private Equity

Feasibility: Feasibility Study Available

LIEPĀJA INDUSTRIAL PARK DEVELOPMENT

Industrial & Logistics Infrastructure

Contact: Vita Liepina - Head of Kurzeme Region

Agency: LIAA - Invest in Latvia

Phone: Email: vita.liepina@liaa.gov.lv

The Liepāja Industrial Park aims to transform the former Liepājas Metalurgs site into a high-productivity industrial hub, fostering circular economy solutions and a climate-neutral environment. The project has secured €425 million in planned public and private investments, with €50 million needed for infrastructure and environmental remediation. With first-phase infrastructure works launched in 2024, the park will enhance accessibility, attract businesses, and create new jobs, positioning Liepāja as a strategic industrial and innovation center.

Investment Sought: 50 000 000

Investment Type: Private Equity

Feasibility: Feasibility Study Available

RECONSTRUCTION OF PIER NO. 46, LIEPAJA

Transport & Logistics

Contact: Vita Liepina - Head of Kurzeme Region

Agency: LIAA - Invest in Latvia

Phone: Email: vita.liepina@liaa.gov.lv

The Pier No. 46 Reconstruction Project aims to enhance port infrastructure by deepening water depth to 12 meters, reinforcing mooring structures, and upgrading facilities to accommodate modern RO-RO/RO-PAX ferries. The project will enable the simultaneous docking of two 240-meter ferries, ensuring the efficiency of Latvia-Germany freight connections, which currently handle €4 billion worth of goods annually. With a total investment of €23 million (including €7 million in CEF funding), €16 million in additional investments is required to modernize the shore power supply and environmental systems, improving sustainability and operational capacity.

Investment Sought: 16 000 000 EUR

Investment Type: Private Equity

Feasibility: Feasibility Study Available

MANUFACTURING INDUSTRIAL PARK (MIP) IN OGRE

Manufacturing & Logistics

Contact: Vilis Zinkevics - Senior Investment Advisor

Agency: LIAA - Invest in Latvia

Phone: Email: vilis.zinkevics@liaa.gov.lv

The Manufacturing Industrial Park (MIP) in Ogre aims to develop a modern industrial zone that aligns with regional and national planning strategies to attract manufacturing and logistics businesses. The project seeks an investment of at least €20 million to fund land development, infrastructure, and essential facilities, creating an environment conducive to industrial growth and economic expansion. With its strategic location in Tinūži, Ogre municipality, the industrial park presents a high-potential opportunity for investors looking to engage in Latvia's industrial and logistics sector.

Investment Sought: 20 000 000 EUR

Investment Type: Private Equity

Feasibility: Feasibility Study Available

SANATORIUM "OGRE" REDEVELOPMENT; HISTORICAL BUILDING RESTORATION & TOURISM DEVELOPMENT

Tourism, Wellness & Healthcare, Real Estate

Contact: Aija Romanovska - Head of Development and Planning Department

Agency: Ogre Municipality, Latvia

Phone: Email: aija.romanovska@ogresnovads.lv

The Sanatorium "OGRE" redevelopment project aims to restore and modernize a nationally significant architectural landmark, transforming it into a high-end wellness, rehabilitation, and health recovery center serving Latvia and the Baltic region. The project seeks a Public-Private Partnership (PPP) investor to co-finance the €14 million construction costs, with implementation planned from 2025 to 2029. With structural restoration already completed, this project presents a unique investment opportunity in the expanding wellness tourism and healthcare sector.

Investment Sought: 14,000,000 EUR

Investment Type: Private Equity

Feasibility: Feasibility Study Available

PROJECT NOTUS – AUDARI ONSHORE WIND FARM RENEWABLE ENERGY DEVELOPMENT

Wind Energy & Sustainable Infrastructure

Contact: Kaspars Niedols - Senior Investment Advisor

Agency: LIAA - Invest in Latvia

Phone: Email: kaspars.niedols@liaa.gov.lv

Project Notus offers an opportunity to acquire a 58.8 MW construction-ready onshore wind farm in Latvia, strategically located 30 km from the Baltic Sea coast on agricultural land with high wind speeds and a 39% capacity factor. With all key permits secured, the project is among the first two wind farms expected to commence operations in Latvia by 2027, benefiting from low wind energy penetration and high electricity prices. Developed by Sensum Grupa, an experienced Latvian engineering and construction firm, the project is available for investment through a share purchase agreement, with Sensum Grupa delivering the wind farm through EPC agreements, minimizing construction risk for the investor.

Investment Sought: 70,000,000 EUR

Investment Type: Private Equity

Feasibility: Feasibility Study Available

RIGA STAGES – FILM STUDIO INFRASTRUCTURE DEVELOPMENT; ENTERTAINMENT & REAL ESTATE DEVELOPMENT

Film & Media Production, Commercial Real Estate

Contact: Uldis Silins - Senior Investment Advisor

Agency: LIAA - Invest in Latvia

Phone: Email: uldis.silins@liaa.gov.lv

The Riga Stages project aims to develop a state-of-the-art film studio complex in Riga, Latvia, filling a critical gap in the Baltic film production market. Designed to attract international film projects, the studio will feature modern sound stages, production facilities, and specialized filming infrastructure, positioning Latvia as a competitive player in the global film industry. The project requires a €23 million investment over three years (starting 2025), with 50% public co-financing available over five years, offering an estimated annual revenue of €1.8M, 27% EBITDA in the first year, and long-term financial stability with an IRR of ~3% over 20 years.

Investment Sought: 23,000,000 EUR

Investment Type: Joint Venture, Private Equity

Feasibility: Feasibility Study Available

LIEPAJA OFFSHORE WIND AND HEAVY LIFT TERMINAL; INFRASTRUCTURE DEVELOPMENT

Offshore Wind Energy & Port Logistics

Contact: Kaspars Niedols - Senior Investment Advisor

Agency: LIAA - Invest in Latvia

Phone: Email: kaspars.niedols@liaa.gov.lv

The Liepāja Offshore Wind and Heavy Lift Terminal is a strategic infrastructure project aimed at supporting the Baltic Sea offshore wind industry by establishing a state-of-the-art heavy cargo terminal in Liepāja, Latvia. Led by Van Oord, Euroports, and Smulders, the project involves the expansion of Liepāja Port with a 500m quay and 55ha of reclaimed land, designed to streamline offshore wind logistics, reduce costs, and enhance supply chain efficiency. With operations expected to start in 2027, the project seeks government guarantees rather than direct investments, offering long-term energy security and sustainability benefits for the Baltic region.

Investment Sought: 100,000,000 EUR

Investment Type: Private Equity

Feasibility: Feasibility Study Available

ABPARK – EXPANSION OF THE LARGEST AMUSEMENT PARK IN THE BALTICS

Attractions & Leisure Parks

Contact: Aija Romanovska - Head of Development and Planning Department

Agency: Ogre Municipality

Phone: Email: aija.romanovska@ogresnovads.lv

ABpark, operated by SIA LATVIAN AMUSEMENT AGENCY, is the largest amusement park in the Baltics, attracting 85,000 – 115,000 visitors annually in Ogre, Latvia. The project aims to expand park attractions and develop a hotel & SPA complex, enhancing visitor experience and increasing attendance. With an investment range of €3.5M – €8.5M, the park seeks strategic investors to support its next growth phase, ensuring its long-term competitiveness in the regional tourism market.

Investment Sought: 8,500,000 EUR

Investment Type: Private Equity

Feasibility: Business in Operation

ADVENTUM TECH – REAL-TIME WIRELESS MONITORING FOR CONSTRUCTION

ICT, Construction & Smart Infrastructure

Contact: Uldis Silins - Senior Investment Advisor

Agency: LIAA - Invest in Latvia

Phone: Email: uldis.silins@liaa.gov.lv

Adventum Tech is a Latvian-based technology company specializing in wireless real-time monitoring solutions for the construction industry. The company offers a turnkey monitoring system combining IoT sensors that collect real-time data with advanced software analytics, ensuring efficiency, safety, and predictive maintenance for construction projects of any scale. With a team experienced in global construction markets, Adventum Tech presents an opportunity for investment in next-generation smart infrastructure solutions tailored to industry needs.

Investment Sought: 1,000,000 EUR

Investment Type: Private Equity

Feasibility: Business in Operation

BIRGERMIND – NON-INVASIVE BRAIN-COMPUTER INTERFACE FOR ALS AND MND PATIENTS

ICT; Healthcare & Assistive Technologies

Contact: Uldis Silins - Senior Investment Advisor

Agency: LIAA - Invest in Latvia

Phone: Email: uldis.silins@liaa.gov.lv

BirgerMind is a Latvian-based health technology company developing a non-invasive Brain-Computer Interface (BCI) designed to enable individuals with Amyotrophic Lateral Sclerosis (ALS) and Motor Neurone Disease (MND) to communicate independently. The BirgerMind® platform comprises comfortable, sensor-equipped headgear and intuitive software compatible with Windows and Android operating systems, allowing users to navigate the digital world, generate speech, call for assistance, and control home automation devices. Recognized for its innovation, BirgerMind advanced to the Top 100 Innovative Companies Worldwide in the Entrepreneurship World Cup, representing 52 countries and territories at the global finals in Riyadh, Saudi Arabia.

Investment Sought: 1,200,000 EUR

Investment Type: Private Equity

Feasibility: Feasibility Study Available

AGRO SIMBIO FOREST – CO2 NEUTRAL INDUSTRIAL & LOGISTICS PARK

**Green Manufacturing, Circular Economy,
Sustainable Logistics**

Contact: Andrejs Zelcs - Head of Latgale Region

Agency: LIAA - Invest in Latvia

Phone: Email: andrejs.zelcs@liaa.gov.lv

The Agro Symbio Forest project in Rēzekne, Latvia, is the first CO2-neutral, zero-waste industrial and logistics park in the EU, integrating sustainable agriculture, forestry, and high-tech industries. Located within the Rēzekne Special Economic Zone (RSEZ), the 260 ha park will feature 14 production facilities, renewable energy infrastructure (4th-generation solar park), a free trade zone, and a residential area for workers, enabling efficient, sustainable, and high-value manufacturing. With an investment requirement of €200M–€500M over 3–10 years, this project offers a strategic opportunity for investors to contribute to Europe's Green Deal objectives, enhance regional economic growth, and develop next-generation industrial technologies.

Investment Sought: 500 000 000 EUR

Investment Type: Private Equity

Feasibility: Feasibility Study Available

GREEN ENERGY SOLUTIONS – BIOMASS TORREFACTION PLANTS, RENEWABLE ENERGY & SUSTAINABLE MANUFACTURING

Biomass Energy & Decarbonization

Contact: Klāvs Ielejs - Senior Investment Advisor

Agency: LIAA - Invest in Latvia

Phone: Email: klavs.ielejs@liaa.gov.lv

Green Energy Solutions aims to develop two torrefaction plants in Daugavpils, Latvia, and Utena, Lithuania, producing carbon-neutral biomass pellets as an alternative to coal for power generation. The project will utilize 48,000 ha of fast-growing willow biomass, reaching an annual production capacity of 360,000 tons within 120 weeks. With a €190 million total capital requirement, this investment presents a high-IRR renewable energy opportunity, directly contributing to the EU's Green Deal and global decarbonization efforts by enabling coal-fired power plants to transition to biomass fuel.

Investment Sought: 123,500,000 EUR

Investment Type: Private Equity

Feasibility: Feasibility Study Available

INTELLIFY – AI-POWERED SMART BUILDING MANAGEMENT

PropTech, Smart Infrastructure, Energy Efficiency

Contact: Uldis Silins - Senior Investment Advisor

Agency: LIAA - Invest in Latvia

Phone: Email: uldis.silins@liaa.gov.lv

Intellify is a Latvian-based technology company revolutionizing Building Management Systems (BMS) through AI-driven automation, IoT sensors, and cloud-based analytics. Their plug-and-play solution modernizes outdated BMS systems, delivering 20-40% energy savings, predictive maintenance, and automated optimization, making buildings intelligent and self-sustaining. With a rapidly growing global BMS market of €88B, Intellify seeks €3M–€9M in funding to expand its SaaS platform, scale deployments, and drive international growth, positioning itself as a leader in AI-powered building efficiency.

Investment Sought: 3,000,000 EUR

Investment Type: Private Equity

Feasibility: Business in Operation

OGRES VĀRTI – TOURISM & BUSINESS INFRASTRUCTURE HUB

Tourism, Real Estate, Business Development

Contact: Aija Romanovska - Head of Development and Planning Department

Agency: Ogre Municipality

Phone: Email: aija.romanovska@ogresnovads.lv

The Ogres Vārti project, a Public-Private Partnership (PPP) initiative, aims to revitalize a historic site in Ogre by transforming the former Ogres Trikotāžas Kombināts pump station into a nature and educational center, business space, and tourism hub. The development will include a Daugava River Discovery Center, a waterfront café or business area, an information hub, and a boat dock with a scenic viewpoint. With €6.5 million in required investment (2022 prices) and construction planned from 2025-2027, this project presents a unique opportunity for investors in sustainable tourism and regional business growth.

Investment Sought: 6,500,000 EUR

Investment Type: Private Equity, Public-Private Partnership

Feasibility: Feasibility Study Available

PEAKSAVE – SMART ENERGY AGGREGATION PLATFORM

ICT; Renewable Energy & Smart Grid Solutions

Contact: Uldis Silins - Senior Investment Advisor

Agency: LIAA - Invest in Latvia

Phone: Email: uldis.silins@liaa.gov.lv

PeakSave is an energy aggregation platform that helps balance the electricity grid while enabling industrial companies to generate additional revenue by participating in grid balancing markets. The company seeks a €1.5M investment (for 20% equity) to launch its first 1MW sales cycle by the end of the year and onboard 60-100 clients within 12 months, with further expansion across Latvia, the Baltics, and Europe. By leveraging AI-driven optimization, PeakSave's platform offers faster ROI for energy storage investments (batteries, solar parks) and smarter energy use, positioning it as a key player in the evolving energy flexibility market.

Investment Sought: 1,500,000 EUR

Investment Type: Private Equity

Feasibility: Feasibility Study Available

PRINTYMED – BIOMIMETIC SPIDER SILK FOR ADVANCED MEDICAL APPLICATIONS

Bio Medicine; Regenerative Medicine; Medical Devices

Contact: Uldis Silins - Senior Investment Advisor

Agency: LIAA - Invest in Latvia

Phone: Email: uldis.silins@liaa.gov.lv

PrintyMed is a Latvian biomedical startup specializing in the development of artificial spider silk for diverse medical applications, including heart valve prostheses, organ-on-a-chip membranes, and cosmetic ingredients. Their proprietary technology offers unmatched strength, flexibility, and biocompatibility, addressing critical challenges in organ transplantation and regenerative medicine. With recent €800,000 grant funding secured, PrintyMed is poised to revolutionize the healthcare industry by providing sustainable and innovative solutions to unmet medical needs.

Investment Sought: 300,000 EUR

Investment Type: Private Equity

Feasibility: Feasibility Study Available

REDFROG – AUGMENTED REALITY PLATFORM FOR INDOOR NAVIGATION AND NETWORKING

AR/VR, Smart Navigation, Event Tech

Contact: Uldis Silins - Senior Investment Advisor

Agency: LIAA - Invest in Latvia

Phone: Email: uldis.silins@liaa.gov.lv

RedFrog is developing an Augmented Reality (AR) platform designed to enhance indoor navigation and networking at events, exhibitions, and large venues. The system enables users to quickly locate and connect with relevant people and destinations using precise AR-powered object positioning—without requiring pre-mapping or proximity scanning. With applications in event tech, smart venues, and digital networking, RedFrog presents an innovative AR-driven solution for seamless real-world interactions in crowded environments.

Investment Sought: 450,000 EUR

Investment Type: Private Equity

Feasibility: Business in Operation

BRUNTOR – ELECTRIC CARGO SCOOTERS FOR URBAN LAST-MILE DELIVERY

Urban Transportation, Sustainable Mobility, Logistics

Contact: Uldis Silins - Senior Investment Advisor

Agency: LIAA - Invest in Latvia

Phone: Email: uldis.silins@liaa.gov.lv

Bruntor, developed by SIA Rhino R, is a Latvian hardware startup specializing in electric four-wheel cargo scooters designed to revolutionize urban last-mile delivery. These stand-up scooters feature a cargo compartment capable of carrying up to 100 kg or 600 liters, offering a 100 km range on a single charge, and are designed to operate efficiently in urban environments, including bike lanes. The company seeks to raise €750,000–€1,000,000 in exchange for 10–15% equity to scale production and expand market reach over the next 18 months. With partnerships involving organizations like Latvijas Pastis, Rīgas dome, and PostNord, Bruntor is poised to meet the growing demand for efficient, sustainable urban delivery solutions.

Investment Sought: 1,000,000 EUR

Investment Type: Private Equity

Feasibility: Business in Operation

MBOOM – INTEGRATED INDOOR ADVERTISING NETWORK

Marketing, Advertising, Media

Contact: Uldis Silins - Senior Investment Advisor

Agency: LIAA - Invest in Latvia

Phone: Email: uldis.silins@liaa.gov.lv

MBoom is an innovative advertising agency specializing in integrated indoor advertising solutions across shopping centers and indoor venues in Latvia. The company aims to consolidate advertising positions within these spaces into a unified media platform, enhancing brand visibility and consumer engagement. By offering advertising space rentals, production services, and 3D hologram technologies, MBoom presents a comprehensive approach to indoor advertising, providing businesses with effective channels to reach their target audiences.

Investment Sought: 500,000 EUR

Investment Type: Private Equity

Feasibility: Business in Operation

STARĪŅI SOLAR ENERGY PARK – VERTICAL BIFACIAL SOLAR & BATTERY STORAGE

Smart Energy, Solar Power, Sustainable Infrastructure

Contact: Kaspars Niedols - Senior Investment Advisor

Agency: LIAA - Invest in Latvia

Phone: Email: kaspars.niedols@liaa.gov.lv

The Starīņi Solar Energy Park is a pioneering green energy project in Latvia's Balvi region, featuring vertical bifacial (double-sided) solar panels aligned east-west to maximize solar energy capture from morning to evening. The project also includes a 1,200 kWh Battery Energy Storage System (BESS), ensuring efficient energy storage and grid stability. As one of Europe's largest vertical solar parks, the project seeks €3 million in investment to revolutionize solar efficiency, support Latvia's renewable energy goals, and contribute to climate change mitigation.

Investment Sought: 3,000,000 EUR

Investment Type: Private Equity

Feasibility: Feasibility Study Available

SWOTZY – LAST-MILE DELIVERY OPTIMIZATION PLATFORM

ICT, Logistics, E-commerce, Supply Chain Management

Contact: Uldis Silins - Senior Investment Advisor

Agency: LIAA - Invest in Latvia

Phone: Email: uldis.silins@liaa.gov.lv

Swotzy is a Latvian-based SaaS platform that streamlines last-mile delivery for e-commerce businesses by integrating leading courier services into a single, user-friendly interface. The platform enables users to compare delivery options, prices, and performance, reducing shipping costs and enhancing operational efficiency. Having expanded services to Lithuania, Estonia, and the USA, Swotzy closed 2024 with €1.4 million in revenue and over 600 clients, up from €90,000 and 32 clients in 2023. The company seeks €3–4 million in venture capital to accelerate the development of fulfillment centers in Latvia and the USA, aiming for €7 million in revenue and profitability by the end of 2025.

Investment Sought: 3,000,000 EUR

Investment Type: Private Equity

Feasibility: Business in Operation

References

- **International Monetary Fund (IMF) (2023) Republic of Latvia:** 2023 Article IV Consultation-Press Release; Staff Report; and Statement by the Executive Director for the Republic of Latvia. IMF Country Report No. 23/134. Available at: <https://www.imf.org/en/Publications/CR/Issues/2023/04/19/Republic-of-Latvia-2023-Article-IV-Consultation-Press-Release-Staff-Report-and-Statement-by-the-533789>
- **World Bank (2024) Latvia Overview.** Available at: <https://www.worldbank.org/en/country/latvia/overview>
- **Central Statistical Bureau of Latvia (2024) Key Indicators.** Available at: <https://www.csb.gov.lv/en/statistics/statistics-by-theme>
- **United Nations Data (2024) Latvia Country Profile.** Available at: <https://data.un.org/en/iso/lv.html>



Moldova



General Country Profile

Capital	Chişinău
Population	2.4 million (2024; Source NBS)
Area	~33,850 km²
Climate	Moderate continental climate with warm summers and cold winters
Languages	Official: Romanian; Largely Spoken: Russian
Currency	Moldovan Leu (MDL)
Time Zone	Eastern European Time (UTC+2), switching to Eastern European Summer Time (UTC+3)
Religions	Predominantly Eastern Orthodox, with minority Catholic and Protestant communities
Legal System	Civil law system influenced by the Roman-Germanic tradition

Key Macro-Economic Indicators

GDP (Nominal), billion USD

18.2

GDP Growth Rate

0.1%

Inflation Rate

8.61%

Unemployment Rate

3.9%

External Debt (% of GDP)

~36%

Current Account Balance (% of GDP)

-11.4%

Exchange Rate (per USD)

18,4918 MDL

Fiscal Balance (% of GDP)

~-5.2%

Key Sectors

**Agriculture (wine, fruits, cereals),
textiles, light manufacturing, IT
services, tourism**

WHY INVEST IN MOLDOVA?

Moldova, located at the crossroads of Eastern Europe, offers an evolving economy and a pro-business environment ripe for foreign direct investment (FDI). Despite its relatively small size, the country has made significant strides in strengthening its legal framework, stabilizing its financial sector, and enhancing trade relations with both the European Union and neighboring regions. With a well-educated workforce, particularly in technical fields, Moldova is becoming an increasingly attractive hub for IT services, manufacturing, and value-added agriculture.

The government continues to roll out initiatives to attract and retain foreign investors. From streamlined business registration to special economic zones, Moldova has demonstrated its commitment to economic reforms and competitiveness. The country's geographic proximity to major European markets and its growing network of free trade agreements further enhance its appeal. Combined with a vibrant culture and a low cost of living, Moldova offers a compelling mix of opportunities for investors seeking both profitability and growth potential.

Key Advantages

Strategic Location: Moldova's position near the EU, Ukraine, and the Balkans allows easy access to regional markets.

Educated Workforce: A strong tradition in STEM education produces a skilled talent pool, especially in IT and engineering.

Competitive Costs: Relatively low labor and operational costs compared to many other European countries.

Emerging Sectors: Growing focus on technology, wine production, agro-processing, and light manufacturing.

Supportive Government Policies: Ongoing reforms to simplify regulations, reduce bureaucracy, and attract international capital.

Two Powerful Tools for Investment Attraction

1. State Aid for Industrialization

- **Generous Grants & Tax Exemptions:** Investors can receive up to 60% of their investment amount (for strategic sectors and investments exceeding 10 mln MDL ~ 510,000EUR) in the form of grants 25% and tax exemptions 75%.
- **Enhanced Industrial Development:** This incentive aims to bolster large-scale projects that drive economic growth and job creation.
- **More Information:** Suport de stat pentru intreprinderi

2. Moldova Innovation and Technology Park (MITP)

- **Virtual Park Model:** Companies register as residents without needing physical space in the park, enjoying simplified administration.
- **Flat 7% Tax on Revenue:** No additional social or medical insurance fees, payroll taxes, or employer contributions—just a single tax rate.
- **Thriving IT Community:** Over 80% of Moldova's IT companies are MITP residents, having increased their revenues sevenfold in the last seven years and currently employing 40,000+ people.

More Information: [Moldova IT Park](#)

Electronics Industry

Moldova's electronics sector has been steadily expanding, supported by a skilled workforce and increasing demand across Europe.

Key Benefits:

- **Skilled Technicians & Engineers:** Moldova's strong STEM education system produces professionals capable of handling design, assembly, and testing.
- **Competitive Labor Costs:** Operational expenses remain lower than in many EU markets, making electronics manufacturing more cost-effective.
- **Growing Regional Demand:** Neighboring countries offer ready export markets for components, circuit boards, and finished electronic devices.
- **Incentives & Infrastructure:** Special economic zones and government grants can reduce startup costs and speed up market entry.

Chemical and Pharmaceutical Industry

Moldova's strategic location and focus on quality standards position the country as a competitive player in chemical formulations and pharmaceutical products.

Key Benefits:

- **Access to Major Markets:** Proximity to the EU and CIS (Commonwealth of Independent States) regions opens significant trade channels for chemical and pharma exports.
- **Compliance with EU Standards:** Ongoing alignment with European regulations helps Moldovan products gain acceptance in high-value markets.
- **Research & Development Potential:** Partnerships with local universities and research institutes foster innovation in drug formulation and chemical processes.
- **Cost-Effective Production:** Lower manufacturing costs can lead to higher profit margins for international investors.

Automotive Components

The automotive components sector is increasingly important, with global manufacturers seeking nearshore production facilities to streamline supply chains.

Key Benefits:

- **Proximity to European Assembly Plants:** Moldova's location allows quick transport of parts to auto plants across Eastern and Central Europe.
- **Skilled Labor Force:** Technicians experienced in wiring systems, metalworking, and plastic molding are readily available.
- **Supply Chain Efficiencies:** Improved road and rail infrastructure, plus favorable customs processes, reduce logistical hurdles.
- **Partnership Opportunities:** Potential collaborations with established Tier 1 and Tier 2 suppliers looking to expand their footprint.

Textiles and Apparel

Textile and apparel manufacturing in Moldova leverages a tradition of craftsmanship and competitive production costs to serve both niche and mass-market segments.

Key Benefits:

- **Established Industry Experience:** Many local firms have longstanding contracts with international brands, demonstrating quality and reliability.
- **Quick Turnaround & Nearshoring:** Moldova's closeness to Western markets allows shorter lead times compared to Asian suppliers.
- **Flexible Production Runs:** From small-batch fashion lines to large-scale orders, Moldovan factories can adapt to varying client needs.
- **Government Support:** Tax incentives and simplified customs processes help lower operational barriers for textile investors.

Construction Materials

With growing infrastructure and real estate projects, both locally and in the surrounding region, Moldova's construction materials sector offers steady demand.

Key Benefits:

- **Abundant Raw Materials:** Local resources like limestone, gypsum, and other minerals provide a base for cement, plaster, and other construction materials.
- **Infrastructure Development:** Ongoing public works projects (roads, housing, commercial buildings) boost domestic consumption of construction supplies.
- **Export Potential:** Neighboring countries in need of cost-effective construction materials present additional sales channels.
- **R&D & Innovation:** There is room for eco-friendly and energy-efficient materials, aligning with global green building trends.

Food Industry

Agriculture remains a backbone of Moldova's economy, offering ample opportunities for food processing, packaging, and export-oriented ventures.

Key Benefits:

- **Fertile Land & Agricultural Heritage:** Rich soil and favorable climate support a wide range of crops (grains, fruits, vegetables, and more).
- **Value-Added Processing:** Investors can capitalize on producing juices, canned goods, dairy products, and premium wine for export markets.
- **Growing Consumer Demand:** Both local and regional markets show an increasing appetite for high-quality, processed food products.
- **Quality & Authenticity:** Moldova's reputation for natural, flavorful produce (e.g., fruits, wine) can be leveraged in branding and marketing strategies.

Name: Natalia Bejan

Title: Director

Organization: Invest Moldova

Email: invest@invest.gov.md

Investment Platform: <https://invest.gov.md/invest/>

References

- **International Monetary Fund (IMF) (2023) Republic of Moldova:** 2023 Article IV Consultation-Press Release; Staff Report; and Statement by the Executive Director for the Republic of Moldova. IMF Country Report No. 23/342. Available at: <https://www.imf.org/en/Publications/CR/Issues/2023/12/15/Republic-of-Moldova-2023-Article-IV-Consultation-Press-Release-Staff-Report-and-Statement-by-the-539985>
- **World Bank (2024) Moldova Overview.** Available at: <https://www.worldbank.org/en/country/moldova/overview>
- National Bureau of Statistics of the Republic of Moldova (2024) Statistical Data. Available at: <https://statistica.gov.md/en/>
- **United Nations Data (2024) Moldova Country Profile.** Available at: <https://data.un.org/en/iso/md.html>



Slovakia



SARIO
SLOVAK INVESTMENT AND
TRADE DEVELOPMENT AGENCY

<https://www.sario.sk/en>

General Country Profile

Capital	Bratislava
Population	~5.4 million (2023 estimate)
Area	~49,000 km²
Climate	Temperate; relatively cold winters, warm summers
Languages	Slovak (official), English widely spoken among younger population
Currency	Euro (EUR)
Time Zone	Central European Time (CET, UTC+1); Central European Summer Time (CEST, UTC+2)
Religions	Predominantly Roman Catholic, with Protestant, Orthodox, and other minorities
Legal System	Civil law system

Key Macro-Economic Indicators

GDP (Nominal), billion USD

130–140

GDP Growth Rate

2–3%

GDP Per Capita, thousand USD

24–25

Inflation Rate

3.9%

Government Debt (% of GDP)

55–60%

Exchange Rate (per 1 USD)

~0.91 EUR

Fiscal Balance (% of GDP)

-3%

Key Sectors

**Automotive, electronics,
machinery, finance,
IT services, tourism,
agriculture**

WHY INVEST IN SLOVAKIA?

Slovakia, located in the heart of Central Europe, offers investors a stable political environment, Eurozone membership, and a competitive business climate. Over the past two decades, the country has become a hub for high-value manufacturing—particularly in the automotive sector—while also diversifying into services, technology, and innovation. Below are some of the most promising sectors and the key reasons they merit attention.

MANUFACTURING & INDUSTRIAL

Overview

- **Automotive Powerhouse:** Slovakia produces the highest number of cars per capita in the world, hosting major players like Volkswagen, PSA Peugeot Citroën (Stellantis), Kia, and Jaguar Land Rover. Another car manufacturer, Volvo Cars, is currently preparing its third European plant in the Eastern part of Slovakia, which will start production at the end of 2026.
- **Diversified Manufacturing:** Beyond automotive, the country excels in electronics, machinery, and metal processing, with robust supply chains supporting SMEs and global firms alike.
- **Export Orientation:** Proximity to major European markets, supported by strong road, rail, and logistics infrastructure, underpins Slovakia's export-driven industrial base.

Why It's Attractive

- **Skilled Workforce:** Technical universities and vocational programs produce a steady stream of engineers and technicians, ensuring high productivity.
- **Cost Competitiveness:** Labor costs remain lower than in Western Europe, while quality and efficiency standards meet or exceed EU benchmarks.
- **Government Incentives:** The regional investment aid scheme provides various forms of aid (corporate income tax relief, cash grants, contributions to newly created jobs, and transfer/rent of real estate in public ownership) to new investors and established companies, expanding their footprint in Slovakia.

IT & INNOVATION

Overview

- **Growing Tech Scene:** Cities like Bratislava, Košice, and Žilina foster startups in software development, gaming, fintech, and AI, supported by incubators and accelerators.
- **IT Outsourcing:** Slovakia's well-educated, multilingual workforce, combined with cost-effective operations, appeals to international companies seeking nearshoring solutions.
- **R&D and Collaboration:** Tech firms benefit from partnerships with local universities, tapping into research expertise and fresh talent.

Why It's Attractive

- **Skilled Talent Pool:** Strong emphasis on STEM education and language proficiency (English, German) equips graduates for global tech roles.
- **Competitive Salaries:** Operating costs for tech companies are lower than in many Western

European markets, allowing for efficient scaling.

- **Innovation Incentives:** R&D tax breaks, EU funding, and supportive government policies encourage product development and commercialization.

FINANCIAL & PROFESSIONAL SERVICES

Overview

- **Eurozone Membership:** Using the euro simplifies transactions and eliminates currency risks for businesses operating across the Eurozone.
- **Shared Service Centers:** Many multinational corporations have established SSCs in Slovakia to handle finance, accounting, HR, and IT services for their European operations.
- **Regulatory Alignment:** Slovakia adheres to EU financial regulations, ensuring transparency and robust investor protections.

Why It's Attractive

- **Stable Environment:** A transparent legal system and prudent fiscal policies enhance confidence in the financial sector.
- **Skilled Professionals:** Universities produce accountants, analysts, and legal experts well-versed in international standards.
- **Strategic Location:** Bratislava's proximity to Vienna and other regional hubs positions Slovakia as an ideal base for Central European operations.

INFRASTRUCTURE & REAL ESTATE

Overview

- **Transport Connectivity:** Major highways and rail links connect Slovakia to neighboring countries (Czech Republic, Austria, Hungary, Poland), while Danube River access supports freight transport.
- **Urban Development:** Bratislava, Košice, and other growing cities see demand for commercial spaces, housing, and mixed-use projects driven by economic growth and inward migration.
- **Public-Private Partnerships (PPPs):** The government actively seeks private sector collaboration to finance and develop large-scale infrastructure projects, including highways and public utilities.

Why It's Attractive

- **EU Funding:** Cohesion and structural funds support transport, energy, and digital infrastructure upgrades, reducing investor risk.
- **Rising Real Estate Values:** A strong economy and a growing middle class underpin steady demand for both residential and commercial properties.
- **Regional Transit Hub:** Slovakia's central position in Europe allows real estate investors to tap into logistics and industrial property opportunities.

AGRIBUSINESS & FOOD

Overview

- **Agricultural Tradition:** While not as large as in some neighboring countries, Slovakia's agribusiness sector benefits from fertile land for cereals, fruits, and vegetables, as well as livestock production.
- **Value-Added Processing:** There is scope for modernizing and scaling up processing facilities—dairy, meat, and specialty foods—to meet domestic and export demand.
- **Export Opportunities:** EU market access and trade agreements enable local producers to distribute products widely, with growing interest in organic and high-quality niche items.

Why It's Attractive

- **EU Standards:** Compliance with stringent EU regulations ensures product safety and quality, facilitating cross-border sales.
- **Growth Potential:** Investments in mechanization, precision agriculture, and product branding can increase efficiency and profitability.
- **Rural Development Support:** EU rural development programs and national subsidies help offset initial capital expenditures for modernization.

TOURISM & HOSPITALITY

Overview

- **Natural Landscapes:** The High Tatras mountains, national parks, and thermal spas attract visitors seeking outdoor adventures and wellness tourism.
- **Cultural Heritage:** Historic towns, castles, and UNESCO sites (e.g., Banská Štiavnica, Levoča) highlight Slovakia's rich architectural and cultural legacy.
- **City Breaks:** Bratislava's medieval Old Town, lively cafes, and proximity to Vienna make it a growing destination for city tourists and weekend getaways.

Why It's Attractive

- **Underrated Appeal:** Slovakia is still relatively undiscovered compared to some neighboring countries, presenting opportunities for new hotels, resorts, and unique tour services.
- **Year-Round Potential:** Winter sports in the mountains, summer lake tourism, and cultural festivals throughout the year diversify visitor flows.
- **Synergy with Neighboring Markets:** Joint travel packages (e.g., Bratislava-Vienna, cross-border tours) open broader regional tourism potential.

LINKS

<https://www.sario.sk/en/invest-slovakia/success-stories>

<https://www.sario.sk/sites/default/files/sario-success-stories-2025-03-18-eng.pdf>

<https://www.sario.sk/en/invest-slovakia/industries-regions-overviews>

<https://www.sario.sk/en/about-us/publications>

References

- **International Monetary Fund (IMF) (2023) Slovak Republic.** 2023 Article IV Consultation-Press Release; Staff Report; and Statement by the Executive Director for the Slovak Republic. IMF Country Report No. 23/265. Available at: <https://www.imf.org/en/Publications/CR/Issues/2023/09/01/Slovak-Republic-2023-Article-IV-Consultation-Press-Release-Staff-Report-and-Statement-by-the-539246>
- **World Bank (2024) Slovak Republic Overview.** Available at: <https://www.worldbank.org/en/country/slovakia/overview>
- Statistical Office of the Slovak Republic (2024) Key Indicators. Available at: <https://slovak.statistics.sk/>
- **United Nations Data (2024) Slovakia Country Profile.** Available at: <https://data.un.org/en/iso/sk.html>



Spain



SODERCAN 
SOCIEDAD PARA EL DESARROLLO
REGIONAL DE CANTABRIA
<https://www.sodercan.es/>

General Country Profile

Capital	Madrid
Population	~47 million (approx.)
Area	~505,990 km ²
Climate	Varies from Mediterranean along the coast, Continental in the interior, to Oceanic in the north
Languages	Spanish (Castilian, official); co-official languages include Catalan, Galician, and Basque
Currency	Euro (EUR)
Time Zone	Central European Time (CET, UTC+1); Central European Summer Time (CEST, UTC+2 during DST)
Religions	Predominantly Roman Catholic; growing secularism with religious minorities present
Legal System	Civil law system based on the Napoleonic Code, influenced by European Union legislation

Key Macro-Economic Indicators

GDP (Nominal), trillion USD

~1.3-1.4

GDP Growth Rate

~2%

GDP Per Capita, thousand USD

30-32

Inflation Rate

~3%

Unemployment Rate

~14-15%

External Debt (% of GDP)

100-110%

Current Account Balance (% of GDP)

-3%

Exchange Rate

1 EUR

Fiscal Balance (% of GDP)

-5%

Key Sectors

Tourism, manufacturing, automotive, pharmaceuticals, services, renewable energy

Industrial land "La Pasiega"

Any kind of industrial projects

Cantabria, located in northern Spain, offers a prime gateway to European markets, combining a strategic geographic position with a robust infrastructure network. Its industrial land "La Pasiega" stands out as a toptier site for foreign direct investment (FDI) projects, providing modern facilities and seamless connections to both Spain and the broader European continent.

Why Cantabria?

Strategic Location

- **Gateway to Europe:** Situated along the Bay of Biscay, Cantabria has excellent access to road, rail, and maritime routes, facilitating swift trade with major European hubs.
- **Close Proximity to Key Markets:** Whether you're exporting to France, Germany, or the rest of the EU, Cantabria's position allows efficient transportation and distribution.

Excellent Infrastructure

- **Ports and Logistics:** The Port of Santander, one of Spain's most important ports, provides direct shipping routes for goods and raw materials.
- **Modern Road and Rail Networks:** Well-developed highways and rail lines connect Cantabria with major Spanish cities and international destinations, reducing transit times.
- **Industrial Land "La Pasiega":** A brand-new industrial area equipped with all essential services, designed to accommodate a wide range of industrial and logistics operations.

Pro-Business Environment

- **Stable and Supportive Government:** Cantabria's regional authorities and agencies like SODERCAN actively encourage FDI through incentives, streamlined processes, and dedicated support for foreign investors.
- **Skilled Workforce:** The region's educational institutions produce a steady stream of qualified professionals, making it easier for businesses to recruit and retain talent.
- **Competitive Costs:** Compared to other parts of Europe, operational and labor costs in Cantabria remain competitive, helping maximize return on investment.

Strong and Diversified Economy

- **Manufacturing and Industry:** From automotive components to advanced engineering, Cantabria has a diverse industrial base ready to collaborate with incoming businesses.
- **Innovation and R&D:** Several research centers and universities in the region foster innovation, offering collaboration opportunities in emerging technologies and sustainable practices.

Quality of Life

- **Natural Beauty:** Cantabria's scenic coastline, mountains, and cultural heritage make it an attractive location for professionals and their families.
- **Stable Social Environment:** Spain is known for its political stability, robust healthcare, and strong social services, providing peace of mind for investors and expatriates alike.

The Opportunity at "La Pasiega"

- **Best Industrial Land in Northern Spain:** "La Pasiega" boasts a modern, fully serviced industrial park, ideal for manufacturing, logistics, and other large-scale operations.
- **Seamless Connectivity:** Excellent road links to national highways and direct proximity to ports and airports ensure smooth import/export activities.
- **Turnkey Solutions:** Local authorities offer support with permits, licenses, and guidance, reducing red tape and helping businesses launch faster.
- Intermodal transport connections

Next Steps

For businesses interested in tapping into Cantabria's potential, SODERCAN—the region's investment promotion agency—serves as a primary contact. They provide personalized assistance, information on available incentives, and comprehensive support throughout the establishment process.

Contact:

Ángel González Madrazo – FDI Responsible (SODERCAN)

Phone: +34 942 290003

Email: agonzalez@gruposodercan.es

By choosing Cantabria, investors gain a strategic foothold in one of Europe's most dynamic markets, backed by solid infrastructure, government support, and a welcoming business climate. Whether you're in manufacturing, logistics, tech, or other industries, Cantabria's "La Pasiega" industrial site can help drive your global growth and success.

References

- **International Monetary Fund (IMF) (2023) Spain:** 2023 Article IV Consultation-Press Release; Staff Report; and Statement by the Executive Director for Spain. IMF Country Report No. 23/287. Available at: <https://www.imf.org/en/Publications/CR/Issues/2023/09/27/Spain-2023-Article-IV-Consultation-Press-Release-Staff-Report-and-Statement-by-the-539704>
- **World Bank (2024) Spain Overview.** Available at: <https://www.worldbank.org/en/country/spain/overview>
- **Instituto Nacional de Estadística (INE) (2024) Statistical Data.** Available at: <https://www.ine.es/en/>
- **United Nations Data (2024) Spain Country Profile.** Available at: <https://data.un.org/en/iso/es.html>



Turkiye



General Country Profile

Capital	Ankara
Population	86 million (2024 estimate)
Area	~783,562 km ²
Climate	Temperate in the north; Mediterranean in the west and south; continental in the interior
Languages	Turkish (official); English widely spoken in business and tourist areas
Currency	Turkish Lira (TRY)
Time Zone	Turkey Time (TRT, UTC+3)
Religions	Predominantly Muslim (secular state), with Christian and Jewish minorities
Legal System	Civil law system

Key Macro-Economic Indicators

GDP (Nominal), billion USD

1,322

GDP Growth Rate

5.3%

GDP Per Capita, thousand USD

15,463

Inflation Rate

30-40%

Government Debt (% of GDP)

20-25%

Exchange Rate (per 1 USD)

40 TRY

Fiscal Balance (% of GDP)

-5%

Key Sectors

Manufacturing (automotive, textiles, electronics), Tourism, Agriculture, Finance, Energy, Real Estate, Renewable energy, Information Technology, Machinery, Defence

WHY INVEST IN TÜRKİYE?

Straddling both Europe and Asia, Türkiye (formerly known as Turkey) boasts a strategic location at the crossroads of major trade routes, offering investors unique access to multiple regional markets. With a large and young population, strong domestic demand, and a dynamic private sector, Türkiye has become a prominent hub for manufacturing, services, and innovation. Below are some of the most promising sectors and the key reasons why they stand out.

MANUFACTURING & INDUSTRIAL

Overview

- **Robust Production Base:** Türkiye has evolved into a global manufacturing hub for automotive, textiles, electronics, and household appliances, hosting operations for multinational brands.
- **Export Orientation:** Strategically located between Europe, the Middle East, and Africa, Türkiye leverages extensive transport networks—seaports, highways, rail, and air—to reach diverse markets.
- **Strong Supplier Ecosystem:** Clusters in automotive (e.g., Bursa), textiles (e.g., Denizli, Istanbul), and electronics (e.g., Manisa) ensure efficient supply chains and collaboration among local SMEs.

Why It's Attractive

- **Competitive Costs:** Labor and operational expenses remain lower than in many Western European countries, while productivity levels continue to rise.
- **Large Domestic Market:** A population of over 85 million supports significant local demand for manufactured goods, offering dual market potential—domestic and export.
- **Government Incentives:** Tax breaks, subsidies, and special economic zones encourage both foreign and local companies to invest in strategic sectors and regions.

IT & INNOVATION

Overview

- **Growing Tech Scene:** Istanbul, Ankara, and Izmir host an increasing number of startups and tech companies focusing on fintech, gaming, e-commerce, and software development.
- **Digital Transformation:** Government-led initiatives like e-Government services and digital infrastructure upgrades spur demand for innovative tech solutions.
- **R&D Centers:** Multinational firms in automotive, electronics, and telecom maintain R&D operations in Türkiye, tapping into the country's engineering talent.

Why It's Attractive

- **Skilled Talent Pool:** Universities produce graduates well-versed in coding, engineering, and design, many with international experience or language proficiency.
- **Competitive Salaries:** Operating costs for tech companies are relatively moderate, enabling efficient scaling and product development.
- **Vibrant Startup Ecosystem:** Accelerators, incubators, and growing venture capital networks support new ventures, especially in fintech, logistics tech, and AI.

FINANCIAL & PROFESSIONAL SERVICES

Overview

- **Banking & Insurance:** Türkiye's banking sector is well-established, with both domestic giants and international institutions offering a full range of financial products.
- **Shared Service Centers:** Global corporations leverage Türkiye's cost-competitive environment and multilingual workforce for back-office operations in finance, HR, and IT.
- **Capital Markets:** Borsa İstanbul (Istanbul Stock Exchange) provides a platform for equity, derivatives, and debt instruments, attracting both local and foreign investors.

Why It's Attractive

- **Regional Gateway:** Istanbul aspires to be a financial hub bridging Europe, the Middle East, and Central Asia, with ongoing developments in fintech and Islamic finance.
- **Skilled Professionals:** Accountants, analysts, and legal experts trained in international standards are readily available.
- **Regulatory Reforms:** Ongoing modernization in financial regulations aims to enhance transparency and align with global best practices, fostering investor confidence.

INFRASTRUCTURE & REAL ESTATE

Overview

- **Mega Projects:** Landmark initiatives like the Istanbul Airport, Eurasia Tunnel, and the planned Kanal İstanbul highlight Türkiye's commitment to large-scale infrastructure.
- **Urban Development:** Rapid urbanization drives demand for housing, commercial spaces, and mixed-use projects in major cities such as Istanbul, Ankara, and Izmir.
- **Public-Private Partnerships (PPPs):** The government actively collaborates with private entities for financing and operating highways, bridges, ports, and hospitals.

Why It's Attractive

- **Strong Construction Sector:** Turkish contractors are globally recognized, with extensive experience in both domestic and international projects.
- **High Rental Yields:** Prime real estate in major cities often commands strong returns, buoyed by domestic and foreign investor interest.
- **Strategic Positioning:** Infrastructure projects enhance Türkiye's role as a regional transit corridor, facilitating trade across continents.

AGRIBUSINESS & FOOD

Overview

- **Fertile Lands & Diverse Climate:** Türkiye's varied topography supports a wide range of crops—fruits, vegetables, grains, tea, and nuts (notably hazelnuts).
- **Value-Added Processing:** Processed foods (e.g., dried fruits, olive oil, confectionery) enjoy growing global demand, aided by Türkiye's established export channels.
- **Livestock & Dairy:** A significant domestic market, combined with modernizing facilities, provides opportunities for scale and efficiency gains.

Why It's Attractive

- **Global Export Reach:** "Made in Türkiye" products, from hazelnuts to olives, are staples in international markets, with established trade networks.
- **Government Support:** Incentives, subsidies, and rural development programs encourage modernization, irrigation projects, and sustainable farming practices.
- **Growing Consumer Base:** A large domestic population increasingly values high-quality, branded, and convenience foods, boosting agri-processing ventures.

TOURISM & HOSPITALITY

Overview

- **Rich Cultural Heritage:** Historic sites spanning Roman, Byzantine, and Ottoman eras—such as Ephesus, Cappadocia, and the Hagia Sophia—draw millions of visitors annually.
- **Scenic Coastlines:** The Mediterranean and Aegean coasts, with popular destinations like Antalya, Bodrum, and Fethiye, are known for sun, sea, and cultural tourism.
- **Medical & Wellness Tourism:** Türkiye's competitive healthcare costs, modern facilities, and thermal spas have led to a rise in medical and wellness tourism.

Why It's Attractive

- **Steady Growth:** Türkiye consistently ranks among the world's top tourist destinations, ensuring robust demand for hotels, resorts, and related services.
- **Year-Round Appeal:** Beach tourism dominates summer, while cultural cities (Istanbul, Konya) and ski resorts (Uludağ, Erciyes) maintain off-season traffic.
- **Strong Ancillary Sectors:** Tourism fuels demand for local products, transport, retail, and entertainment, multiplying economic impact.

References

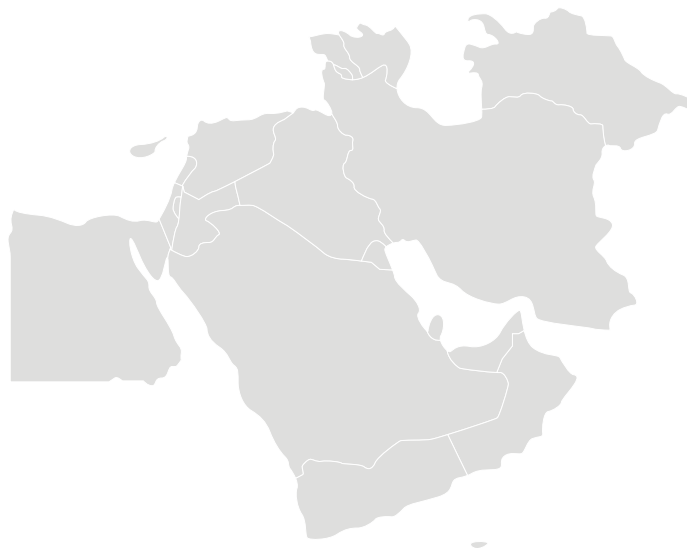
- **International Monetary Fund (IMF) (2024) Republic of Türkiye:** 2024 Article IV Consultation-Press Release; Staff Report; and Statement by the Executive Director for Türkiye. IMF Country Report No. 24/65. Available at: <https://www.imf.org/en/Publications/CR/Issues/2024/02/13/Republic-of-Turkiye-2024-Article-IV-Consultation-Press-Release-Staff-Report-and-Statement-by-the-540769>
- **World Bank (2024) Türkiye Overview.** Available at: <https://www.worldbank.org/en/country/turkey/overview>
- **Turkish Statistical Institute (2024) Main Economic Indicators.** Available at: <https://data.tuik.gov.tr/>
- **United Nations Data (2024) Türkiye Country Profile.** Available at: <https://data.un.org/en/iso/tr.html>

Middle East

The Middle East is a region of profound economic significance and rapid transformation. Historically known for its vast oil and gas reserves, countries such as Saudi Arabia, Iran, and the United Arab Emirates have long dominated the global energy market. However, in recent years, the region has increasingly focused on economic diversification.

Initiatives like Saudi Arabia's Vision 2030 and the UAE's strategic pivot towards finance, tourism, and renewable energy are reshaping their economic landscapes. At the same time, nations such as Israel have emerged as global technology hubs.

Despite ongoing geopolitical challenges and fluctuating oil prices, substantial foreign investment flows into infrastructural projects, innovation, and regional integration efforts—particularly among Gulf Cooperation Council (GCC) countries—are paving the way for sustained growth. This blend of traditional energy strength and forward-looking diversification positions the Middle East as a critical hub for both conventional markets and emerging industries in the global economy.



Gulf Cooperation Council (GCC):

- Bahrain
- Kuwait
- Oman
- Qatar
- Saudi Arabia
- United Arab Emirates

Levant/Eastern Mediterranean:

- Israel
- Jordan
- Lebanon
- Palestine
- Syria

Mesopotamia/Persian Region:

- Iran
- Iraq

North Africa:

- Egypt

Arabian Peninsula (Southern):

- Yemen

Foreign Direct Investment Agencies in the Middle East

Bahrain – Bahrain Economic Development Board (EDB) – <https://www.bahrainedb.com/>

Egypt – General Authority for Investment and Free Zones (GAFI) – <https://www.gafi.gov.eg/>

Iran – Iran Investment Promotion Agency (IIPA) – <https://ipa.investiniran.ir/en/>

Iraq – National Investment Commission – <https://investpromo.gov.iq/>

Israel – Invest in Israel – https://www.gov.il/en/departments/ministry_of_economy/

Jordan – Ministry of Investment – <https://moin.gov.jo/>

Kuwait – Kuwait Direct Investment Promotion Authority (KDIPA) – <https://kdipa.gov.kw/>

Lebanon – Investment Development Authority of Lebanon (IDAL) – <http://investinlebanon.gov.lb/>

Oman – Invest in Oman – <http://www.investinoman.om/>

Palestine – Invest Palestine – <https://www.investpalestine.ps/>

Qatar – Invest Qatar – <https://www.invest.qa/en>

Saudi Arabia – Invest Saudi – <https://investsaudi.sa/>

Syria – Syrian Investment Agency – <https://sia.gov.sy/en/>

United Arab Emirates – Invest in UAE – <https://www.investuae.gov.ae/>

Yemen – General Investment Authority – <https://www.investinyemen.org/>



Jordan



وزارة الاستثمار
MINISTRY OF INVESTMENT

<https://moin.gov.jo/>

General Country Profile

Capital	Amman
Population	~11 million (approx.)
Area	~89,342 km ²
Climate	Mostly arid desert; rainy season (Nov–Apr)
Languages	Arabic (official); English widely spoken
Currency	Jordanian Dinar (JOD)
Time Zone	Eastern European Time (EET, UTC+2); Eastern European Summer Time (EEST, UTC+3 during DST)
Religions	Predominantly Sunni Islam; Christian minority
Legal System	Mixed legal system of civil law and Islamic law (Sharia)

Key Macro-Economic Indicators

GDP (Nominal), billion USD

50-52

GDP Growth Rate

2-3%

GDP Per Capita, thousand USD

4.5-4.6

Inflation Rate

~4-5%

Unemployment Rate

~22-23%

Government Debt (% of GDP)

110%

Exchange Rate, per 1 USD

0.71 JOD

Fiscal Balance (% of GDP)

-5%

Key Sectors

**Services (tourism, finance),
manufacturing, mining
(phosphates, potash),
agriculture, IT,
public sector**

WHY INVEST IN JORDAN?

Jordan stands out in the Middle East as a stable and forward-looking economy, offering a strategic location at the crossroads of Europe, Asia, and Africa. With a strong commitment to political and social reforms, the country has cultivated a pro-business environment that supports entrepreneurship and foreign direct investment (FDI). Jordan's well-educated workforce, robust infrastructure, and focus on innovation make it an attractive hub for companies seeking both regional and global expansion.

Beyond its geographic advantage, Jordan boasts a diversified economy that continues to evolve. Government-led initiatives and free trade agreements with key international partners enable easier market entry, while public-private partnerships in infrastructure, energy, and technology foster new avenues for growth. By combining business-friendly policies with a stable socio-political landscape, Jordan has established itself as a welcoming destination for investors.

Major Reasons to Invest

- **Strategic Location:** Situated at the heart of the Levant, Jordan offers convenient access to neighboring Gulf states, North Africa, and Europe.
- **Stable Business Environment:** A constitutional monarchy with a track record of political stability and sound governance.
- **Skilled Workforce:** High literacy rates and a focus on higher education produce a talent pool ready for diverse industries.
- **Attractive Incentives:** Free trade agreements and special economic zones (e.g., Aqaba) provide tax breaks, simplified regulations, and market access.
- **Supportive Government:** Ongoing reforms, investment-friendly legislation, and partnerships with international development organizations.

Key Industries

- **Tourism:** Home to world-renowned heritage sites like Petra and the Dead Sea, Jordan's tourism sector attracts millions of visitors each year, generating opportunities for hotels, transport, and related services.
- **Energy & Renewables:** Jordan is investing heavily in solar and wind projects to reduce reliance on energy imports, creating openings in power generation and green technology.
- **ICT & Technology:** A growing tech ecosystem, supported by innovation hubs and incubators, positions Jordan as a regional leader in software development, e-services, and FinTech.
- **Pharmaceuticals & Healthcare:** With a reputation for quality healthcare services, Jordan's pharmaceutical industry exports to over 60 countries, offering a robust manufacturing base and R&D potential.
- **Logistics & Transportation:** Proximity to major trade corridors and strong infrastructure (ports, airports, highways) facilitate trade and distribution to the broader region.

References

- **International Monetary Fund (IMF) (2023) Jordan:** 2023 Article IV Consultation-Press Release; Staff Report; and Statement by the Executive Director for Jordan. IMF Country Report No. 23/274. Available at: <https://www.imf.org/en/Publications/CR/Issues/2023/09/06/Jordan-2023-Article-IV-Consultation-Press-Release-Staff-Report-and-Statement-by-the-538294>
- **World Bank (2024) Jordan Overview.** Available at: <https://www.worldbank.org/en/country/jordan/overview>
- **Department of Statistics Jordan (2024) Statistical Yearbook.** Available at: <http://dosweb.dos.gov.jo/>
- **United Nations Data (2024) Jordan Country Profile.** Available at: <https://data.un.org/en/iso/jo.html>

North & Central America

North and Central America are a study in economic diversity, blending advanced, innovation-driven markets with emerging economies rich in growth potential. In the northern part of the continent, the United States and Canada boast mature economies characterized by robust financial sectors, cutting-edge technology, and expansive service industries, supported by strong infrastructure and high standards of living. In contrast, Mexico and the nations of Central America offer dynamic, rapidly evolving markets where manufacturing, tourism, and agriculture play critical roles. These countries benefit from their strategic geographic positions and active participation in regional trade agreements such as the USMCA, which fosters integration and supply chain efficiency across borders.

Together, these diverse economies not only highlight varied developmental stages and industrial capabilities but also create a resilient, interconnected region that drives significant global economic activity.



Northern America:

- Canada
- Mexico
- The United States of America

Central America:

- Belize
- Costa Rica
- El Salvador
- Guatemala
- Honduras
- Nicaragua
- Panama

Foreign Direct Investment Agencies in North & Central America

Belize – Belize Trade and Investment Development Service (BELTRAIDE) – <https://www.beltraide.bz/>

Canada – Invest in Canada – <https://www.investcanada.ca/>

Costa Rica – PROCOMER (Costa Rican Investment Promotion Agency) – <https://www.procomer.com/>

El Salvador – Exports and Investment Promotion Agency (PROESA) – <https://investinelsalvador.gob.sv/>

Guatemala – Ministerio de Economía (Investment Promotion Division) – <https://www.mineco.gob.gt/>

Honduras – CNI Honduras – <https://cni.hn/>

Mexico – Secretaría de Economía (Investment Promotion Division) – <https://www.gob.mx/se>

Nicaragua – PRONicaragua

Panama – PROPANAMA – <https://www.propanama.gob.pa/>

United States of America – SelectUSA – <https://www.selectusa.gov/>



Belize



General Country Profile

Capital	Belmopan
Population	410,919 (2024)
Area	~22,966 km²
Climate	Dry Season (December to May); Wet Season (June to November)
Languages	English (official), Spanish, Belizean Creole, and various Mayan languages
Currency	Belize Dollar (BZD)
Time Zone	Central Standard Time (UTC -6)
Religions	Predominantly Christianity (Roman Catholic and Protestant) with indigenous spiritual practices also present
Legal System	Mixed legal system based on English common law

Key Macro-Economic Indicators

GDP (Nominal), billion USD

1.425

GDP Growth Rate

7.1%

GDP Per Capita, thousand USD

~4.5

Inflation Rate

1.6%

Unemployment Rate

2.1%

External Debt (% of GDP)

~40-45%

Current Account Balance (% of GDP)

-2%

Exchange Rate

2 BZD

Fiscal Balance (% of GDP)

-2%

Key Sectors

Agribusiness, food processing, tourism, global digital services, aquaculture, logistics, renewable energy

WHY INVEST IN BELIZE?

Belize, nestled on the eastern coast of Central America, offers a unique blend of Caribbean charm and Latin American opportunity. Known for its vibrant tourism industry and breathtaking natural landscapes—ranging from the world's second-largest barrier reef to lush rainforests—Belize has cultivated a welcoming environment for foreign direct investment (FDI). Its English-speaking population, stable political climate, and currency pegged to the US dollar further enhance its appeal as a strategic hub for investors looking to access North, Central, and South American markets.

In addition to its geographical advantages, Belize has undertaken pro-business reforms to attract international companies. Simplified procedures for company registration, favorable tax regimes, and a growing network of bilateral and regional trade agreements demonstrate the government's commitment to fostering sustainable economic growth. With its emphasis on responsible development, Belize provides a compelling setting for investors seeking both profitability and a positive environmental and social impact.

Major Reasons to Invest

- **Stable Democracy & Legal Framework:** Belize boasts a parliamentary democracy and a legal system based on English common law, providing predictability for foreign investors.
- **English-Speaking Workforce:** As the only English-speaking country in Central America, Belize offers ease of communication and business operations.
- **Currency Peg to USD:** The Belizean dollar (BZD) is pegged at a fixed rate of 2:1 to the US dollar, reducing exchange rate risks.
- **Government Incentives:** Various investment incentives—such as tax holidays and duty exemptions—are available, particularly for businesses operating within the priority sectors for investment.
- **Sustainable Development Focus:** Belize's commitment to eco-friendly policies aligns with growing global interest in responsible and green investments.

Key Industries

- **Tourism & Leisure:** With pristine beaches, coral reefs, and eco-tourism destinations, Belize's tourism sector has room for resorts, adventure travel, and sustainable lodging projects.
- **Agribusiness & Food Processing:** Fertile lands support diverse crops like sugarcane, citrus, bananas, and cacao, while agro-processing opportunities range from packaged foods to specialty exports.
- **Aquaculture & Mariculture:** The country's coastal waters offer opportunities in fisheries, shrimp farming, and marine conservation projects aimed at balancing profitability with environmental stewardship.
- **Global Digital Services:** Belize's bilingual workforce, proximity to North America, and cost-competitive environment make it an emerging hotspot for call centers and other outsourcing services.
- **Offshore Financial Services & Real Estate:** A robust offshore banking sector, coupled with attractive property investment opportunities, draws international clients seeking tax efficiency and vacation or retirement homes.

FINCA CHOCOLAT BELIZE

EXPANSION OF EXISTING CACAO, TIMBER, AND SPICE FARM WITH CUSTOMERS ON THREE CONTINENTS

Agriculture & Food Processing

Contact: David Santilli - Managing Director

Agency: Finca Chocolat Investments, Ltd.

Phone: +12024969112

Email: david@fincachocolat.com

Finca Chocolat Belize employs an agroforestry system to reforest areas previously cleared for ranching. We focus solely on high-value, non-perishable products (cacao, timber, vanilla, lemongrass oil, and cardamom).

Finca Chocolat was established in 2015 and has customers in the United States, Europe, Asia and Central America. We are seeking additional investment to move further into processing of cacao and other easily exportable products as well as more quickly expanding our acreage in cultivation.

For more details, visit the website at <https://fincacocolat.com/invest>

Investment Sought: Minimum investment of \$20,000 U.S. but seeking to raise up to \$5 million U.S. to build a processing and storage facility as well as to acquire more land and capitalize on economies of scale.

Investment Type: Private Equity

Feasibility: Business in Operation



Finca Chocolat
FINE FLAVOR BELIZEAN CACAO

References

- **International Monetary Fund (IMF) (2023) Belize:** 2023 Article IV Consultation-Press Release; Staff Report; and Statement by the Executive Director for Belize. IMF Country Report No. 23/110. Available at: <https://www.imf.org/en/Publications/CR/Issues/2023/03/30/Belize-2023-Article-IV-Consultation-Press-Release-Staff-Report-and-Statement-by-the-533650>
- **World Bank (2024) Belize Overview.** Available at: <https://www.worldbank.org/en/country/belize/overview>
- **Statistical Institute of Belize (2024) Statistical Data.** Available at: <https://sib.org.bz/>
- **United Nations Data (2024) Belize Country Profile.** Available at: <https://data.un.org/en/iso/bz.html>



General Country Profile

Capital	Ottawa
Population	~39 million (2023 estimate)
Area	~9,984,670 km ² (second-largest country by land area)
Climate	Varies from temperate in the south to subarctic and arctic in the north
Languages	Official: English and French
Currency	Canadian Dollar (CAD)
Time Zone	Multiple time zones (UTC-3.5 in Newfoundland to UTC-8 in the Pacific; observes Daylight Saving Time)
Religions	Historically Christian (Catholic and Protestant), with growing religious diversity (Islam, Hinduism, Sikhism, etc.)
Legal System	Common law at the federal level; civil law in Quebec for private matters

Key Macro-Economic Indicators

GDP (Nominal), trillion USD

~2.2

GDP Growth Rate

1.5-2%

Inflation Rate

2.3%

Unemployment Rate

5-6%

External Debt (% of GDP)

~100%

Current Account Balance (% of GDP)

~-2%

Exchange Rate (to USD)

~1.35 CAD

Fiscal Balance (% of GDP)

~-2%

Key Sectors

Natural resources (oil & gas, mining), manufacturing, finance, services, technology, real estate, agriculture

WHY INVEST IN ALBERTA?

Alberta, one of Canada's most dynamic provinces, offers a wealth of opportunities for foreign direct investment (FDI). Known for its vast natural resources, business-friendly climate, and highly skilled workforce, Alberta consistently attracts global companies looking to expand or establish new operations in North America. With low corporate tax rates relative to other parts of Canada and a strong commitment to innovation, the province is actively diversifying its economy beyond traditional industries.

Whether you're seeking to tap into the energy sector or explore emerging fields like technology and clean energy, Alberta's forward-looking policies and robust infrastructure provide a solid foundation for sustainable growth. The province's well-maintained transportation networks, quality of life, and government-backed incentives make Alberta an ideal launchpad for companies aiming to compete on a global stage.

Major Reasons to Invest

- **Resource-Rich Economy:** Alberta's oil sands represent one of the world's largest reserves, while its agriculture sector is equally significant, providing a strong base for export-oriented businesses.
- **Diverse Growth Sectors:** From renewable energy and advanced manufacturing to agri-food processing and technology startups, Alberta is broadening its economic horizons.
- **Skilled Workforce:** The province boasts high educational standards and specialized training programs, ensuring a steady supply of talented professionals in various fields.
- **Business-Friendly Environment:** Competitive corporate tax rates, streamlined regulations, and proactive government support make it easier for investors to set up and scale operations.
- **Infrastructure & Connectivity:** Modern highways, rail links, and international airports facilitate efficient logistics, while advanced digital networks support seamless communication.

Key Industries

- **Energy (Oil & Gas & Renewables):** Alberta is synonymous with the energy sector, yet the province is increasingly investing in solar, wind, and other clean technologies to meet evolving global demands.
- **Agriculture & Agri-Food:** Fertile plains and ranching traditions underpin a thriving agri-food sector, offering export potential in grains, meat, and value-added products.
- **Technology & Innovation:** Growing tech hubs in Calgary and Edmonton attract startups and established players alike, especially in areas like AI, software development, and clean tech.
- **Tourism:** Spectacular landscapes, including the Canadian Rockies and national parks like Banff, drive robust visitor numbers, creating opportunities in hospitality, recreation, and ecotourism.
- **Manufacturing & Logistics:** Well-developed transportation corridors and trade agreements position Alberta as a strategic base for manufacturing goods destined for domestic and international markets.

Contact & Further Information:

Invest Alberta

Email: info@investalberta.ca

Website: InvestAlberta.ca

Twitter: @Invest_Alberta

CARBON CAPTURE, UTILIZATION & STORAGE (CCUS) IN ALBERTA

Alberta is a global leader in Carbon Capture, Utilization, and Storage (CCUS), leveraging its extensive experience in energy production and geological storage. With billions of dollars invested into CCUS projects, supportive government policies, and world-scale storage capacity, the province is poised to be one of the most cost-competitive producers of clean hydrogen and a major hub for low-carbon industrial operations.

Key Stats & Highlights

- **Largest CCS Projects:** Alberta hosts some of the world's leading commercial CCUS facilities, including the Alberta Carbon Trunk Line (ACTL) and Shell's Quest project.
- **Significant Storage Potential:** Estimated 100+ billion tonnes of CO₂ storage capacity in deep saline aquifers and oil/gas reservoirs.
- **Growing Network of Hubs:** In 2022, 25 new CCUS projects were selected for further evaluation, targeting ~56 million tonnes of CO₂ sequestered annually by 2030.
- **Carbon Pricing & Incentives:** TIER (Technology Innovation and Emissions Reduction) starts at C\$65/tonne in 2023 and will rise to C\$170/tonne by 2030, encouraging companies to capture and store CO₂.

Incentives & Programs

- **Alberta Carbon Capture Incentive Program (ACCIP):** Provides up to 12% of eligible capital costs for new CCUS infrastructure.
- **TIER Credits:** Emitters can avoid purchasing carbon credits by capturing and storing their CO₂, effectively lowering operating costs over the long term.

Company Spotlights

- **Dow:** Building the world's first net-zero carbon emissions ethylene cracker (valued at \$11B) in Fort Saskatchewan.
- **Marubeni:** Invested in a CCS project with Bison Low Carbon Ventures, accelerating CCS development in Alberta.
- **Sumitomo Corp. of America:** Exploring interest in the East Calgary Carbon Transportation and Sequestration (CTS) Hub.

Why CCUS in Alberta?

1. Extensive Energy Expertise – Decades of experience in oil and gas, pipeline networks, and reservoir management.
2. Regulatory Support – Clear guidelines, permitting processes, and supportive carbon pricing frameworks.
3. Infrastructure & Logistics – Well-developed pipelines, rail, and roads enable large-scale CO₂

transportation.

4. **Net-Zero Goals** – CCUS is central to both provincial and federal plans to decarbonize heavy industries.

ENERGY & CLEANTECH IN ALBERTA

Alberta is known worldwide for its energy prowess, historically driven by oil and gas. Today, the province is rapidly expanding into clean energy and renewable technologies, supported by a deregulated power market and strong innovation ecosystems.

Key Stats & Highlights

- **Contribution to GDP:** The energy sector contributes over \$78.5B to Alberta's GDP (2023).
- **Renewables Boom:** Over 2.57 GW of capacity has been procured via corporate Power Purchase Agreements (PPAs) in Alberta's deregulated market.
- **Hydrogen Leadership:** Alberta is Canada's largest hydrogen producer, with a roadmap to build a net-zero hydrogen network worth \$1.3B.
- **Workforce Strength:** 156,000+ employed in the Alberta energy industry.

Opportunity Areas

- **Renewables (Solar, Wind, Hydro):** Companies can sign virtual PPAs to secure clean energy and stable pricing.
- **Carbon Capture & Storage (CCUS):** Commercial-scale projects operational since 2015, offering proven models for emission reductions.
- **Net-Zero Innovations:** Battery energy storage, carbon offsets, and advanced materials are emerging investment avenues.
- **Petrochemicals & Value-Added Processing:** Leveraging Alberta's feedstock for plastics, fertilizers, and other downstream products.

Company Spotlights

- **Heidelberg Materials:** Developing the world's first full-scale CCUS facility in the cement industry, located in Edmonton.
- **Greengate Power:** Operates Travers Solar, Canada's largest solar farm.
- **Amazon & Copenhagen Infrastructure Partners:** Investing in a 495 MW wind farm in Vulcan County, Alberta.

Why Energy & Cleantech in Alberta?

- **Deregulated Power Market:** Fosters competition, innovation, and investment in renewables.
- **High R&D Capacity:** The University of Alberta ranks globally for energy and AI research.
- **Global Export Reach:** Alberta exports energy products to 190+ countries, with robust pipeline and rail infrastructure.

- **Proactive Government Support:** Financial incentives and carbon pricing mechanisms encourage cleantech deployment.

FINANCIAL SERVICES IN ALBERTA

Alberta's financial services sector is thriving, with 4,600+ firms and 80,000+ employees. The province combines large pools of capital, a high concentration of corporate wealth, and entrepreneurial culture to create a welcoming environment for banks, fintech startups, and insurance services.

Key Stats & Highlights

- **Sector Output:** \$15B and 9% GDP growth (financial & insurance) from 2019–2023.
- **Global Banks Presence:** 75% of the top 20 global investment banks maintain a presence in Alberta.
- **Fintech Momentum:** Alberta is home to three fintech unicorns and focuses on blockchain, cryptocurrency, insurtech, paytech, wealthtech, and capital markets.
- **High Labor Productivity:** 32% higher than the Canadian average in the financial services sector.

TOURISM IN ALBERTA

Alberta is a premier tourism destination, home to the Canadian Rockies, national parks like Banff and Jasper, and vibrant cultural events like the Calgary Stampede. With 37.7M annual visits and \$12.7B in tourism revenue (2023), the province's tourism sector is on track to hit \$25B in market valuation by 2035.

Key Stats & Highlights

- **Year-over-Year Growth:** 19% increase in annual tourism revenue.
- **Global Appeal:** Alberta welcomes 59.1M potential visitors from across the globe, drawn by its natural beauty and modern cities.
- **All-Season Resorts Act:** Encourages the development of multi-seasonal resorts on Crown land (leases up to 99 years).
- **Tourism's GDP Contribution:** \$9.9B to overall GDP in 2023, with a 5.4% CAGR expected through 2035.

AVIATION & LOGISTICS IN ALBERTA

Alberta's strategic position in Western Canada, combined with two major international airports (Calgary and Edmonton) and robust rail/trucking networks, makes it a key aviation & logistics hub. The province's advanced infrastructure supports both cargo and passenger transport, connecting North America to global markets.

Key Stats & Highlights

- **Foreign Trade Zones (FTZ):** Two FTZs facilitate duty deferral, streamlined customs, and e-commerce distribution.
- **Major Airlines & Railways:** Headquarters of WestJet and Flair Airlines, plus Canadian Pacific Railway's significant operations.
- **3rd Largest General Freight Trucking Industry:** Over 7,100 trucking companies operating across Alberta.
- **Defence & UAV Leadership:** Alberta hosts advanced research in unmanned aerial vehicles (UAVs) and high-tech defence systems

AGRICULTURE & AGTECH IN ALBERTA

Why Agriculture & AgTech in Alberta?

- **World-Class R&D:** Institutions like Olds College and the University of Alberta drive innovation in crop science and livestock management.
- **Fertile Land & Modern Infrastructure:** Irrigated acres account for just 5.8% of cultivated land but generate ~27% of Alberta's primary agricultural sales.
- **Supportive Ecosystem:** Government funding, incubators (e.g., Pan Canadian Smart Farm Network), and corporate partnerships accelerate tech adoption.
- **Global Market Access:** Canada's 15+ free trade agreements enable duty-free exports to over 50 countries.

References

- **International Monetary Fund (IMF) (2023) Canada:** 2023 Article IV Consultation-Press Release; Staff Report; and Statement by the Executive Director for Canada. IMF Country Report No. 23/240. Available at: <https://www.imf.org/en/Publications/CR/Issues/2023/08/08/Canada-2023-Article-IV-Consultation-Press-Release-Staff-Report-and-Statement-by-the-538122>
- **World Bank (2024) Canada Overview.** Available at: <https://www.worldbank.org/en/country/canada/overview>
- **Statistics Canada (2024) Key Indicators.** Available at: <https://www150.statcan.gc.ca/n1/en/type/data>
- **United Nations Data (2024) Canada Country Profile.** Available at: <https://data.un.org/en/iso/ca.html>

Guatemala



<https://www.mineco.gob.gt/>

General Country Profile

Capital	Guatemala City
Population	~18 million (approx.)
Area	~108,889 km ²
Climate	Tropical to subtropical; distinct rainy season (May–October) and dry season (November–April)
Languages	Spanish (official); various indigenous languages (e.g., K'iche', Q'eqchi, Mam)
Currency	Guatemalan Quetzal (GTQ)
Time Zone	Central Standard Time (UTC -6)
Religions	Predominantly Roman Catholic with a growing Protestant evangelical community, along with indigenous belief systems
Legal System	Mixed legal system based on English common law

Key Macro-Economic Indicators

GDP (Nominal), billion USD

~86-90

GDP Growth Rate

~3-4%

GDP Per Capita, thousand USD

~4.5

Inflation Rate

~4.5

Unemployment Rate

~2.5-3%

External Debt (% of GDP)

~30%

Current Account Balance (% of GDP)

-1%

Exchange Rate

1.7 GTQ

Fiscal Balance (% of GDP)

-3%

Key Sectors

Agriculture (coffee, sugar, bananas), textiles, tourism, remittances

PUBLIC TENDER OF THE TRANSMISSION SYSTEM

Guatemala's Ministry of Energy and Mines will launch a Public Tender for the Transmission System in 2025. This competitive process invites national and international companies to build and operate 501 kilometers of power transmission lines and 14 electrical substations, divided into five lots. Winning bidders will receive a 15-year contract, with an annual fee paid monthly.

Key Details

Project Scope: Construction, operation, and maintenance of new transmission lines and substations

Investment Structure: Public-Private Partnership (PPP) and/or Joint Venture

Bidding Model: Companies submit a price to carry out projects; may bid on one or more lots

Contract Term: 15 years, with monthly payments over the contract period

Objective: Expand and modernize the national electricity grid to meet growing demand

Benefits for Investors

Stable Returns: Guaranteed 15-year revenue stream under a government-backed contract

Energy Demand Growth: Guatemala's increasing population and industrial activity create strong electricity needs

Regulatory Support: Ministry oversight ensures clear guidelines and streamlined processes

Regional Integration: Enhances cross-border energy trade opportunities within Central America

Contact for More Information

Name: Gabriel Armando Velásquez Velásquez

Title: Director, Energy and Mining Planning Unit

Organization: Ministry of Energy and Mines, Guatemala

Phone: +502 2419 6363 ext. 2485

Email: gavelasquez@mem.gob.gt

PUERTA DEL ISTMO FREE TRADE ZONE

Puerta del Istmo (PDI) is Guatemala's first free trade industrial park under the ZOLIC regime, located in Ayutla (Tecún Umán), San Marcos, just 3 km from the Mexico-Guatemala border. This world-class facility offers 2,174,309.9 sq ft (202,000 sqm) of approved area, with a capacity to expand up to 37.7 million sq ft (3.5 million sqm). PDI provides advanced logistics, modern warehouses, and robust tax incentives.

Key Details

Strategic Location: 500 meters from the Tecún Umán II Customs Office and direct access to CA-2 highway

Infrastructure: High-spec warehouses, maneuvering yards, onsite customs, and a planned solar substation for uninterrupted power

Industries: Automotive, logistics, food & beverage, steel/heavy industry, technology & electronics

Incentives:

- Up to 10-year Income Tax exemption
- VAT and import duties exemption for activities within the Free Zone
- Authorized Economic Operator (AEO) certification for streamlined customs procedures

Benefits for Investors

Efficient Cross-Border Operations: Onsite customs office, plus the only authorized Transfer Hub in Guatemala allowing direct Mexican transport

Flexible Leasing & Built-to-Suit Options: Immediate plug-and-play warehouses or tailor-made facilities

Abundant Workforce: Over 535,000 potential workers within 20 km

Robust Utilities: 21 MW available capacity and plans for a 30 MVA solar substation

Contact for More Information

Name: Dr. Fredy Palma

Title: General Director, Puerta del Istmo

Phone: +502 2414 2700

Email: fpalma@pdi.com.gt

Web: Puerta del Istmo

NUMA CITY INDUSTRIAL PARK

Numa City Industrial Park is an 850+ acre project in Escuintla designed to attract nearshoring investments. With an expected \$1.1 billion in business allocation, the development aims to create 35,000+ jobs by offering advanced manufacturing facilities, a technical training campus, and a business-friendly environment.

Key Details

Location: Main industrial corridor in Escuintla, a strategic hub connecting Guatemala City to the Pacific coast

Focus Sectors: Plastics, automotive, medical devices, food & beverage

Incentives: Operating under a ZDEEP (Free Zone) framework—exemptions from VAT, import/export duties, and income tax

Timeline: Phase 1 of ZDEEP operations slated for Q2 2026

Benefits for Investors

Comprehensive Services: Full-service facilities and training programs ensure a skilled labor force ready for Industry 4.0 processes

Proximity to Ports & Highways: Facilitates easy import of raw materials and export of finished goods

Modern Infrastructure: State-of-the-art design, ensuring sustainable and high-quality construction standards

Growing Market: Positioned to capitalize on nearshoring trends and global supply chain realignments

Contact for More Information

Email: info@numacitypark.com

(Additional details forthcoming upon project approval for ZDEEP.)

CAMANTULUL INDUSTRIAL PARK

Camantulul Industrial Park is the first phase of a larger master-planned community (Ciudad Camantulul) in Santa Lucía Cotzumalguapa. With a 300,000 sqm industrial zone on a 110-hectare site, the park aims to deliver 40,000 sqm of facilities by late 2026, supporting sectors such as food & beverage manufacturing, warehousing, automotive components, textiles, and recycling.

Key Details

Phased Development: Initial 10,000 sqm building by Q1 2026, with subsequent expansions

Location Advantages: Directly on CA-2 highway, linking Mexico, Guatemala City, and El Salvador

Labor Pool: Access to a 500,000+ true labor shed and specialized training institutions

Incentives:

- ZDEEP regime with up to 10 years corporate tax exemptions
- Up to 60% onsite renewable energy generation, priced below market rates
- Subsidies for first-time employees and training costs

Benefits for Investors

Diverse Industry Fit: Ideal for value-added agriculture, automotive, textiles, and more

Reliable Utilities & Redundancy: Backed by Corporación Madre Tierra (CMT) with stable power supply

Strong Community Integration: Emphasis on women's workforce inclusion and local education through Colegio Madre Tierra

Master-Planned Sustainability: Gensler-designed concept ensuring balanced industrial, residential, and green spaces

Contact for More Information

Name: Ignacio Basterrechea, Camantulul Director

Phone: +502 4001 0982

Email: ib@urbop.gt

Web: Camantulul

References

- **International Monetary Fund (IMF) (2023) Guatemala:** 2023 Article IV Consultation-Press Release; Staff Report; and Statement by the Executive Director for Guatemala. IMF Country Report No. 23/179. Available at: <https://www.imf.org/en/Publications/CR/Issues/2023/06/23/Guatemala-2023-Article-IV-Consultation-Press-Release-Staff-Report-and-Statement-by-the-536032>
- **World Bank (2024) Guatemala Overview.** Available at: <https://www.worldbank.org/en/country/guatemala/overview>
- **Banco de Guatemala (2024) Estadísticas Económicas.** Available at: <https://www.banguat.gob.gt/>
- **United Nations Data (2024) Guatemala Country Profile.** Available at: <https://data.un.org/en/iso/gt.html>

Honduras



<https://www.cni.hn/>

General Country Profile

Capital	Tegucigalpa
Population	9.9 million (2023 estimate)
Area	112,777 km ²
Climate	Tropical; rainy and dry seasons
Languages	Spanish (official), some English
Currency	Honduran Lempira (HNL)
Time Zone	Central Standard Time (CST, UTC-6)
Religions	Predominantly Christian
Legal System	Civil law system

Key Macro-Economic Indicators

GDP (Nominal), billion USD

37.18

GDP Growth Rate

3.6%

Inflation Rate

3.88%

Unemployment Rate

5.2%

GDP Per Capita, thousand USD

3.7

Current Account Balance (% of GDP)

-4.6%

Exchange Rate (per USD)

25.72 NHL

Fiscal Balance (% of GDP)

~-3%

Key Sectors

Manufacturing (textiles, clothing, harnesses), agriculture (coffee, bananas, palm oil), financial system, remittances, tourism

WHY INVEST IN HONDURAS?

Honduras presents a dynamic investment landscape due to its strategic location, competitive labor force, and expanding economic sectors. Its proximity to the U.S. and access to both the Pacific and Atlantic Oceans make it a key player in regional trade.

MANUFACTURING & INDUSTRIAL

Overview

- Honduras is a major player in textile and apparel manufacturing, with strong export links to the U.S.
- Free trade zones and industrial parks provide cost-efficient infrastructure for investors.
- Growth in electronics and automotive parts production, benefiting from nearshoring trends.

Why It's Attractive

- Honduras has 11 Free Trade Agreements in place, covering 45 countries and providing preferential access to a market of 1.2 billion consumers.
- In Honduras, tax exemptions are available through several investment promotion laws, particularly for sectors like tourism, manufacturing, renewable energy, and free zones.

AGRICULTURE & AGRIBUSINESS

Overview

- Honduras is a global exporter of coffee, bananas, and seafood.
- Emerging opportunities in high-value crops such as cacao and tropical fruits.
- Investment in agritech is improving productivity and sustainability.

Why It's Attractive

- Strong export infrastructure, including modernized ports.
- Favorable climate for year-round agricultural production.
- Growing organic and sustainable farming initiatives attracting global buyers.

TOURISM & HOSPITALITY

Overview

- Honduras offers world-class diving in the Bay Islands, home to a section of the second-largest coral reef in the world—the Mesoamerican Barrier Reef.
- Ecotourism is expanding in areas like Pico Bonito, Yojoa Lake and the Copán Ruins.
- Government support for tourism infrastructure development.

Why It's Attractive

- Affordable investment in boutique hotels and adventure tourism.
- Increasing international tourist arrivals, particularly from the U.S.
- Rich cultural heritage and biodiversity create unique travel experiences.

ENERGY & SUSTAINABILITY

Overview

- Honduras has significant hydroelectric and solar energy potential.
- Renewable energy policies encourage investment in green energy.
- The country aims to reduce dependence on fossil fuels.

Why It's Attractive

- Incentives for clean energy projects.
- Growing electricity demand offers long-term investment opportunities.
- Strategic location for regional energy exports.

LOGISTICS & TRANSPORTATION

Overview

- Honduras hosts key trade routes, including Puerto Cortés. Puerto Cortés stands out as the only port in Central America with an integrated U.S. Customs presence. This integration is part of the Container Security Initiative (CSI), a program by the U.S. Customs and Border Protection (CBP) aimed at enhancing cargo security.
- Infrastructure improvements in roads and airports enhance connectivity.
- Free trade agreements bolster logistics and export growth.

Why It's Attractive

- Strategic access to both the Pacific and Atlantic Oceans.
- Modernization projects improving transport efficiency.
- Cost-competitive alternative to other Central American logistics hubs.

"SIGUAPARK" B2C & LOGISTICS PARK Infrastructure

Logistics and Trade

Contact: Carlos Toledo - Partner / CEO

Agency: Inversiones Turísticas Sierra Verde

Phone: +50494535496

Email: invsierververde@gmail.com

SIGUAPARK is a business complex combining 17,000m² of warehouse and 34,500 m² of office spaces for business-to-consumer operations, strategically located in Siguatepeque. It lays between the economic hub and port city of San Pedro Sula (64 miles away) and the capital city, Tegucigalpa (55 miles away), and most importantly, just 26.9 miles from Palmerola International Airport. The project offers a comprehensive logistics and storage solution, designed for companies seeking modern, secure infrastructure at competitive prices.

Investment Sought: 60 000 000 USD

Investment Type: Debt / Loan, Private Equity, Joint Venture

Feasibility: Feasibility Study Available

Palmerola District Infrastructure

Infrastructure and Trade

Contact: Orlando Aviles - Administrative Manager

Agency: CIMA PROPERTIES S.A DE C.V

Phone: +50499695817

Email: orlandoaviles@grupomolior.com

The 67 hectares real estate and infrastructure project is located in front of Palmerola International Airport, 7 mi. from Comayagua, a medium-sized city in Honduras that has everything that it needs to become a tourist and housing hub in the country. The total cost of the project is \$75.2 M, and has 43 blocks for the development of housing, commerce, offices, industry, civic, religious, and medical uses, as well as 4 blocks for the development of urban parks. The sizes of the blocks vary according to their location and use.

Investment Sought: 48 000 000 USD

Investment Type: Debt / Loan, Private Equity, Joint Venture

Feasibility: Feasibility Study Available

Comprehensive Development of the Agalteca Agropark and Diprocom Agroindustry

Agribusiness and Infrastructure

Contact: Servelio Hernández - Director of Projects and Investments

Agency: DIPROCOM S.A

Phone: +50493526927

Email: serve.hernandez@diprocomhn.com

Poultry Vertical Integración is a key component of the company's five-year growth strategy, driven by the consistent expansion of the poultry sector and chicken meat market in Honduras. The project involves the development of five production units aimed at replacing suppliers, reducing imports, and enhancing the quality of the final product. The company has been active in the market since 2015.

Investment Sought: 60 000 000 USD

Investment Type: Debt / Loan, Private Equity, Joint Venture

Feasibility: Feasibility Study Available

Nabá Commercial Plaza Infrastructure

Infrastructure and Trade

Contact: Javier Del Cid - General Manager

Agency: Inversiones Sibrian Del Cid S. de R.L. de C.V.

Phone: +50433909997

Email: gerenciageneral@grupopinsidehn.com

Construction of a commercial plaza located at Km 2, Marcala highway, entrance of Los Helechos residential area, La Esperanza, Intibucá. A single-story design has been developed, consisting of 19 commercial units, including plans for 1 supermarket, 1 bank branch, 1 pharmacy, 1 coffee shop, 5 restaurant spaces, 10 retail stores, and recreational areas for children and the general public. Approximately 100 parking spaces are planned.

Investment Sought: 1500 000 USD

Investment Type: Debt / Loan, Private Equity, Joint Venture

Feasibility: Feasibility Study Available

Cumbres de Palmerola

Tourism and Infrastructure

Contact: Jorge Alberto Romero Cruz - General Manager

Agency: Desarrollos Kankiwe S. de R.L

Phone: +50495385841

Email: jaromec7956@gmail.com

Residential park project to be developed in Comayagua, 2.5 km from the CA-5 highway, directly across from Palmerola International Airport. The project will span 10 hectares of land, surrounded by nature, trees, and the Canquique River.

Investment Sought: 22 322 746 USD

Investment Type: Debt / Loan, Private Equity, Joint Venture

Feasibility: Feasibility Study Available

Sunset Woods

Health and Infrastructure

Contact: Jorge Alberto Romero Cruz - General Manager

Agency: Desarrollos Kankiwe S. de R.L

Phone: +50495385842

Email: jaromec7956@gmail.com

Wellness & Aesthetic Center with Mountain Lodge This visionary project will be developed across 10 hectares of pristine land, nestled in nature and bordered by lush trees and the Canquique River. It will feature a state-of-the-art wellness and aesthetic center focused on rehabilitation, holistic health, and beauty treatments, complemented by a serene mountain lodge designed for rest, retreat, and reconnection with nature.

Investment Sought: 5 000 000 USD

Investment Type: Debt / Loan, Private Equity, Joint Venture

Feasibility: Feasibility Study Available

References

- **International Monetary Fund (IMF) (2023) Honduras:** 2023 Article IV Consultation-Press Release; Staff Report; and Statement by the Executive Director for Honduras. IMF Country Report No. 23/367. Available at: <https://www.imf.org/en/Publications/CRI/Issues/2023/12/21/Honduras-2023-Article-IV-Consultation-Press-Release-Staff-Report-and-Statement-by-the-540127>
- **World Bank (2024) Honduras Overview.** Available at: <https://www.worldbank.org/en/country/honduras/overview>
- **Banco Central de Honduras (2024) Indicadores Económicos.** Available at: <https://www.bch.hn/>
- **United Nations Data (2024) Honduras Country Profile.** Available at: <https://data.un.org/en/iso/hn.html>



Panama



<https://www.propanama.gob.pa/>

General Country Profile

Capital	Panama City
Population	~4.4 million (2023 estimate)
Area	~75,420 km ²
Climate	Tropical maritime climate; hot and humid, with a rainy season (May–November) and a dry season (December–April)
Languages	Official: Spanish Widely Used in Business: English
Currency	Panamanian Balboa (PAB), pegged 1:1 to the US Dollar (USD widely used)
Time Zone	Eastern Standard Time (UTC–5), no Daylight Saving Time
Religions	Predominantly Roman Catholic, with Protestant and other religious minorities
Legal System	Civil law system based on Spanish law, with influence from U.S. administrative and commercial law

Key Macro-Economic Indicators

GDP (Nominal), billion USD

86

GDP Growth Rate

2.9%

GDP Per Capita, thousand USD

19

Inflation Rate

0.7%

Unemployment Rate

6-7%

External Debt (% of GDP)

~60%

Current Account Balance (% of GDP)

4%

Exchange Rate (per USD)

1 PAB

Fiscal Balance (% of GDP)

~-3%

Key Sectors

Services (banking, insurance, logistics), Panama Canal operations, tourism, construction, real estate, mining

CITY OF KNOWLEDGE

Research / R&D / Education / Innovation / Technology

Contact: PROPANAMA - IPA

Email: inversiones@propanama.gob.pa

City of Knowledge is an innovative community that imagines, researches, learns, teaches, experiments, invents, creates, and inspires.

Investment Sought: Variable according to investment scheme. \$50 K – \$250 K

Investment Type: Public-Private Partnership / Private Equity

Feasibility: Business in Operation



FREE TRADE ZONES

Logistics / Manufacturing / Added-Value Process / Assembling / Distribution / Digital Activities

Contact: PROPANAMA - IPA

Email: inversiones@propanama.gob.pa

Development of several delimited geographical areas where a special customs and tax regime is applied to promote investment and international trade.

Investment Sought: \$50 K – \$250 K or more (If Operator, \$200 K minimum)

Investment Type: Private Equity

Feasibility: Business in Operation



PANAMA PACIFICO SPECIAL ECONOMIC AREA

Logistics / Manufacturing / Added-Value Process / Assembling / Distribution / Digital Activities

Contact: PROPANAMA - IPA

Email: inversiones@propanama.gob.pa

Panamá Pacífico is a mixed-use development located on the former Howard Air Force Base, spanning 1,400 hectares with residential, commercial, and industrial zones. It hosts over 365 multinational companies, offers tax and logistical incentives, and features modern infrastructure, green spaces, and an international airport. Its goal is to boost investment and sustainable development in Panama.

Investment Sought: Variable according to project within investment scheme. \$50 K – \$1M

Investment Type: Public-Private Partnership / Private Equity

Feasibility: Business in Operation



RIO INDIO DAM & RESERVOIR

Infrastructure / Construction

Contact: PROPANAMA - IPA

Email: inversiones@propanama.gob.pa

Plan to build a dam to guarantee the supply of fresh water for the Panama Canal.

Investment Sought: \$1.6 B

Investment Type: Public-Private Partnership / Private Equity



SEMICONDUCTOR ATP PARK

Semiconductor / Electronics / Logistics / Assembly

Contact: PROPANAMA - IPA

Email: inversiones@propanama.gob.pa

Among the objectives of the strategy is the promotion of activities related to semiconductor assembly, packaging, and testing in Panama, with the goal of positioning the country as a key player in the global supply chain.

Investment Sought: \$600 M – \$1.2 B

Investment Type: Private Equity

Feasibility: Concept Stage / Feasibility Study Available

PIPELINE FOR LIQUID PETROLEUM GAS (LPG)

Infrastructure / Energy

Contact: PROPANAMA - IPA

Email: inversiones@propanama.gob.pa

Pipeline to transport liquefied petroleum gas (LPG) across the waterway, potentially facilitating shipments from the U.S. to Japan

Investment Sought: \$8 B

Investment Type: Private Equity

Feasibility: Concept Stage

WATER SUPPLY PIPELINE EXTENSION

Infrastructure / Construction

Contact: PROPANAMA - IPA

Email: inversiones@propanama.gob.pa

A 19km pipeline to the Panama water distribution network

Investment Sought: \$239 M

Investment Type: Private Equity

Feasibility: Under Construction

SILO CONSTRUCTION PROGRAM

Infrastructure / Construction

Contact: PROPANAMA - IPA

Email: inversiones@propanama.gob.pa

Planning, construction, upgrades of Silos in Chiriquí, Panamá and Los Santos

Investment Sought: \$22 M

Investment Type: Public-Private Partnership / Private Equity

RAILWAY PROJECT PANAMA-DAVID-BORDER

Infrastructure / Construction

Contact: PROPANAMA - IPA

Email: inversiones@propanama.gob.pa

391.3 km railway featuring 21 stations, connecting key provinces like Panama, Coclé, Herrera, Veraguas and Chiriquí.

Investment Sought: \$5 B

Investment Type: Public-Private Partnership / Private Equity

Feasibility: Concept Stage / Feasibility Study Available

4TH BRIDGE OVER PANAMA CANAL

Infrastructure / Construction

Contact: PROPANAMA - IPA

Email: inversiones@propanama.gob.pa

3.6km Bridge including east and west access and 6 lanes

Investment Sought: \$1.3 B

Investment Type: Public-Private Partnership / Private Equity

Feasibility: Concept Stage / Feasibility Study Available

CABLE CAR SYSTEM IN SAN MIGUELITO

Contact: PROPANAMA - IPA

Email: inversiones@propanama.gob.pa

This urban mobility project features a 6.6 km aerial cable car line connecting San Miguelito to Panama City's Metro system. It offers a sustainable transportation solution for over 160,000 residents, improving accessibility and quality of life. Public-private investment opportunities include construction, operation, and transit-oriented development along the route.

Investment Sought: \$200 M

Investment Type: Public-Private Partnership / Private Equity

Feasibility: Concept Stage / Feasibility Study Available

INTERNATIONAL DATA CENTER

Contact: PROPANAMA - IPA

Email: inversiones@propanama.gob.pa

Strategically located with robust submarine cable connectivity and political stability, this project offers a high-potential platform for the development of international data centers. Investors can capitalize on Panama's reliable energy infrastructure, competitive incentives, and proximity to major digital markets in the Americas. Ideal for cloud service providers, fintech, and global tech firms seeking a secure and scalable digital hub.

Investment Sought: \$10 M - \$50 M

Investment Type: Private Equity

Feasibility: Business in Operation

INTERNATIONAL UNIVERSITIES

Education

Contact: PROPANAMA - IPA

Email: inversiones@propanama.gob.pa

Panama is expanding its education ecosystem by attracting globally recognized universities. This project presents investment opportunities in world-class campuses focused on technology, business, health sciences, and research. With a bilingual population and regional student demand, Panama is positioning itself as a regional hub for higher education and talent development.

Investment Sought: \$2 M - \$10 M

Investment Type: Private Equity

Feasibility: Business in Operation

MANUFACTURING CENTER

Manufacture / Industry

Contact: PROPANAMA - IPA

Email: inversiones@propanama.gob.pa

Strategically located near the Panama Canal and major logistics hubs, this project offers a high-potential platform for light manufacturing and regional distribution. Investors can leverage Panama's multimodal connectivity, favorable tax regimes, and access to over 1.3 billion consumers through trade agreements. Ideal for nearshoring operations targeting Latin American and U.S. markets.

Investment Sought: \$2 M - \$10 M

Investment Type: Private Equity

Feasibility: Business in Operation

DISTRIBUTION CENTER

Logistics / Assembling / Distribution

Contact: PROPANAMA - IPA

Email: inversiones@propanama.gob.pa

Strategically located near the Panama Canal and major logistics hubs, this project offers a high-potential platform for light manufacturing and regional distribution. Investors can leverage Panama's multimodal connectivity, favorable tax regimes, and access to over 1.3 billion consumers through trade agreements. Ideal for nearshoring operations targeting Latin American and U.S. markets.

Investment Sought: \$2 M - \$10 M

Investment Type: Private Equity

Feasibility: Business in Operation

References

- **International Monetary Fund (IMF) (2023) Panama:** 2023 Article IV Consultation-Press Release; Staff Report; and Statement by the Executive Director for Panama. IMF Country Report No. 23/206. Available at: <https://www.imf.org/en/Publications/CR/Issues/2023/07/12/Panama-2023-Article-IV-Consultation-Press-Release-Staff-Report-and-Statement-by-the-536938>
- **World Bank (2024) Panama Overview.** Available at: <https://www.worldbank.org/en/country/panama/overview>
- Instituto Nacional de Estadística y Censo de Panamá (2024) Indicadores Económicos y Sociales. Available at: <https://www.inec.gob.pa/>
- **United Nations Data (2024) Panama Country Profile.** Available at: <https://data.un.org/en/iso/pa.html>



USA



<https://www.mass.gov/>

General Country Profile

Capital	Washington, D.C.
Population	~334 million (2023 estimate)
Area	~9,833,520 km ² (third or fourth largest country by total area)
Climate	Mostly temperate, with notable variations: arctic in Alaska, tropical in Hawaii and Florida, semiarid in the Great Plains, and Mediterranean in coastal California
Languages	De facto National Language: English Widely Spoken: Spanish and many others due to high linguistic diversity
Currency	United States Dollar (USD)
Time Zone	Multiple time zones (UTC-5 to UTC-10 for the contiguous states, plus Alaska and Hawaii; observes Daylight Saving Time in most regions)
Religions	Historically Christian (Protestant, Catholic), with growing diversity (Jewish, Muslim, Hindu, Buddhist, etc.)
Legal System	Federal system primarily based on English common law; Louisiana follows a civil law tradition for state-level matters

Key Macro-Economic Indicators

GDP (Nominal), trillion USD

25-26

GDP Growth Rate

1.5-2%

Inflation Rate

~4

Unemployment Rate

3.5-4%

Government Debt (% of GDP)

~120%

Current Account Balance (% of GDP)

~-3.5%

Fiscal Balance (% of GDP)

~-3%

Key Sectors

Services (finance, healthcare, retail), technology, manufacturing, agriculture, energy, defense, entertainment

WHY INVEST IN MASSACHUSETTS?

Massachusetts stands as one of the United States' premier innovation hubs, recognized globally for its world-class universities, thriving tech scene, and robust research ecosystem. Anchored by Boston's financial and biotech sectors, the state boasts a highly skilled workforce, an extensive network of venture capital firms, and a business-friendly environment. From cutting-edge life sciences to pioneering renewable energy initiatives, Massachusetts is at the forefront of transformative industries, offering diverse opportunities for foreign direct investment (FDI).

In addition to its strong economic fundamentals, Massachusetts provides excellent infrastructure, including top-tier public transportation, major airports, and an expanding digital backbone. The state government actively supports new ventures through grants, tax incentives, and programs designed to foster innovation. With a dynamic startup culture and a track record of successful public-private partnerships, Massachusetts is well-positioned to continue its leadership in shaping the future of technology and industry.

Major Reasons to Invest

- **Leading Research Ecosystem:** Home to prestigious institutions such as Harvard, MIT, and numerous cutting-edge research labs, Massachusetts fosters breakthrough discoveries and collaborations.
- **Skilled Workforce:** A high concentration of PhDs, engineers, and tech-savvy graduates fuels productivity and innovation across multiple sectors.
- **Vibrant Entrepreneurial Culture:** Abundant venture capital funding and supportive incubators/accelerators encourage startups to launch and scale rapidly.
- **Government Support:** Incentives like tax credits, grants, and business-friendly policies make it easier for foreign investors to establish operations.
- **Strategic Location:** Proximity to major East Coast cities and markets, coupled with strong global connectivity through Logan International Airport.

Key Industries

- **Biotechnology & Life Sciences:** Pioneering research, clinical trials, and pharmaceutical production thrive in the state's "Life Sciences Corridor."
- **Technology & Innovation:** Software development, AI, robotics, and cybersecurity are key pillars of Massachusetts's fast-evolving tech landscape.
- **Finance & Professional Services:** Boston's financial district is home to major banks, insurance companies, and asset management firms with global reach.
- **Advanced Manufacturing:** High-tech manufacturing of medical devices, semiconductors, and aerospace components benefits from cutting-edge research and skilled labor.
- **Education & Healthcare:** Renowned universities and hospitals drive a strong knowledge-based economy, attracting students and medical professionals worldwide.
- **Tourism & Hospitality:** Iconic historical sites, coastal attractions, and cultural festivals contribute to a vibrant tourism sector and robust hospitality market.

On The Dot Boston - Boston's new state-of-the-art innovation and technology hub and green walk-to-work neighborhood for Lifestyle, Innovation, and Future Enterprise.

Real Estate Development

Contact: Brett Lazar - President

Agency: Core Investments, Inc.

Phone: +16179105516

Email: blazar@coreinvestmentsinc.com

On the Dot® features innovation spaces and offices, residences, restaurants and retail, all set in lush green spaces, just a short walk from the beach and a few minutes from Boston city center. On the Dot® will meet your evolving needs for decades to come. See more at: <https://onthedotboston.com/>

Investment Sought: 5 000 000 USD

Investment Type: Public Private Partnership, Private Equity, Joint Venture

Feasibility: Business in Operation

References

- **International Monetary Fund (IMF) (2023) United States:** 2023 Article IV Consultation-Press Release; Staff Report; and Statement by the Executive Director for the United States. IMF Country Report No. 23/294. Available at: <https://www.imf.org/en/Publications/CR/Issues/2023/09/22/United-States-2023-Article-IV-Consultation-Press-Release-Staff-Report-and-Statement-by-the-538582>
- **World Bank (2024) United States Overview.** Available at: <https://www.worldbank.org/en/country/unitedstates/overview>
- U.S. Bureau of Economic Analysis (2024) Data & Statistics. Available at: <https://www.bea.gov/data>
- **United Nations Data (2024) United States Country Profile.** Available at: <https://data.un.org/en/iso/us.html>

Oceania

Oceania is one of the world's most economically diverse regions, where advanced economies such as Australia and New Zealand coexist with small island developing states that face unique challenges. Australia and New Zealand have high-income, export-driven economies with robust sectors including mining, agriculture, and financial services. Australia is a global leader in mineral exports—particularly iron ore and coal—while New Zealand is renowned for its dairy and meat products. Both countries serve as major trade hubs in the Asia-Pacific region and are increasingly investing in renewable energy and technology-driven industries to enhance sustainability and global competitiveness.

Countries like Fiji, the Solomon Islands, and Vanuatu are actively seeking to diversify their economies through strategic investments in infrastructure and sustainable development initiatives. Meanwhile, small territories like the Cook Islands and Niue benefit from close economic and political ties with larger neighbors such as New Zealand.



Australia & New Zealand:

- Australia
- New Zealand

Melanesia:

- Papua New Guinea
- Fiji
- Solomon Islands
- Vanuatu

Micronesia:

- Federated States of Micronesia
- Kiribati
- Marshall Islands
- Palau

Polynesia:

- Samoa
- Tonga
- Tuvalu
- Cook Islands
- Niue
- Tokelau

Foreign Direct Investment Agencies in Oceania

Australia – Austrade – <https://www.austrade.gov.au/>

New Zealand – New Zealand Trade and Enterprise (NZTE) – <https://www.nzte.govt.nz/>

Papua New Guinea – Investment Promotion Authority (IPA) – <https://www.ipa.gov.pg/>

Fiji – Investment Fiji – <https://www.investmentfiji.org.fj/>

Solomon Islands – Invest Solomons – <https://www.solomonbusinessregistry.gov.sb/>

Vanuatu – Vanuatu Investment Promotion Agency – <https://investvanuatu.vu/>

Samoa – Ministry of Commerce, Industry and Labour (MCIL)

Tonga – Tonga Trade and Investment Board (TTIB)

Cook Islands – Cook Islands Investment Corporation (CIIC) – <https://www.ciic.gov.ck/>

Niue – Ministry of Finance and Planning – <https://www.gov.nu/>

Federated States of Micronesia – Department of Resources and Development – <https://rd.gov.fm/>

Marshall Islands – Office of Commerce, Investment, and Tourism (OCIT) – <https://www.rmiocit.org/>

Palau – Palau Foreign Investment Board (FIB) – <https://www.palau.gov.pw/fib/>



<https://www.investmentfiji.org.fj/>

General Country Profile

Capital	Suva
Population	~900,000 (estimate)
Area	~18,274 km ²
Climate	Tropical marine climate; warm and humid year-round with a distinct wet season (November–April) and a dry season (May–October)
Languages	English (official), Fijian, Hindi
Currency	Fijian Dollar (FJD)
Time Zone	Fiji Time (FJT): UTC+12; observes daylight saving time (typically UTC+13 during DST)
Religions	Predominantly Christianity (Methodist, Roman Catholic, Anglican, and others), with indigenous religious influences
Legal System	Mixed legal system based on English common law and customary law

Key Macro-Economic Indicators

GDP (Nominal), billion USD

~6

GDP Growth Rate

~3.8%

GDP Per Capita, thousand USD

~5,408.4

Inflation Rate

~1.3

Unemployment Rate

~8%

External Debt (% of GDP)

~28.9%

Current Account Balance (% of GDP)

-1%

Exchange Rate (per 1 USD)

2.268 FJD

Fiscal Balance (% of GDP)

-4%

Key Sectors

Tourism, agriculture (including sugar), fisheries, manufacturing, and services, including offshore financial services

WHY INVEST IN FIJI?

Fiji offers multitude of advantages and opportunities in various sectors to ensure businesses can flourish.

- **DYNAMIC WORKFORCE** Fiji has a young, multi-cultural, vibrant and well-educated work force. With 46% of our population under the age of 25 and a literacy rate of over 90%, Fiji's Human Capital is a very strong asset.
- **ICT CONNECTIVITY** Fiji has a highly competitive telecommunications sector and enjoys one of the highest rates of ICT penetration in the region. 95% of our population have access to mobile broadband through the use of 4G and 5G technologies. Fiji is establishing a Modern Economic Zone with supporting infrastructure and utilities to cater for large scale ICT operations. Based on 'plug & play' concept, the zone will offer tailor made facilities that will ease setting up operations, simultaneously saving time and cost.
- **TAX FRIENDLY ENVIRONMENT** Fiji has a business-friendly tax structure that supports innovation and investment with 25% corporate tax, 20% for a foreign company that relocates its HQ's to Fiji and a lower rate of 15% for companies listed on the South Pacific Stock Exchange.
- **REGIONAL HUB** As the economic, trade, and transport hub of the Pacific we serve as the region's bridge to the world and offer duty concessions, investment allowance, tax exemption, and tax-free region as incentives towards trade and investment.
- **SHIPPING & AIR CONNECTIVITY** Fiji has several ports located on the main islands of Viti Levu and Vanua Levu, as well as on some of the smaller islands. The main ports are Suva and Lautoka on Viti Levu, and Savusavu and Labasa on Vanua Levu. These ports are served by a range of domestic and international shipping companies, including Fiji Shipping Corporation, Maersk Line, and Swire Shipping.

Fiji has two international airports, Nadi International Airport on the western side of Viti Levu and Nausori International Airport near the capital city of Suva. Both airports are served by several international airlines, including Fiji Airways, Air New Zealand, Virgin Australia, and Korean Air, among others.

Direct Services to and from Australia, New Zealand, USA, Singapore, Hong Kong, Tuvalu, Hawaii, Kiribati, Canada, Japan, Samoa, Tonga, Solomon Islands, Vanuatu and New Caledonia.

Key Sectors and Investment Opportunities

Agriculture

Overview

Fiji's virgin soils and tropical climate offer vast opportunities, especially for the domestic hotel industry and export markets. Key crops include kava, turmeric, taro, ginger, cane sugar, and BQA commodities like eggplant, okra, and breadfruit. Taro and cassava lead in root crop production, while beef and dairy dominate livestock. Favorable trade agreements enable access to markets in Australia, New Zealand, the US, Europe, Canada, China, and Pacific Island countries. The growing tourism sector also drives strong domestic demand.

Opportunities

- **Supply to the Tourism Sector:** The sector is a major importer of fresh produce items, including fruits, vegetables, herbs, meats, dairy products and seafood which includes potatoes, colored capsicum (red/yellow/ orange), broccoli, lettuce, cauliflower, zucchini, purple cabbage, green cabbage, tomatoes, oranges, rock melon, honeydew melon, beef, prawns, bacon and cheese.
- **Import Substitution:** Fiji imports a large amount of its agricultural products from Australia and New Zealand due to its lack of availability and local technology to support its production. Major import products include lamb, beef, chicken, pork, goat, milk, rice, potatoes, spices and fruits.
- **Farm and Export Fiji Products:** Fiji has potential to produce and export tropical fruits and vegetables provided that smart agricultural practices are undertaken. Fiji's main agricultural products are kava, taro, turmeric, ginger, cane sugar, cassava, spices, eggplant, pawpaw, chestnut, guava, mango, okra and lemongrass.
- **Value Addition and Agro Processing:** The seasonality of fruits and vegetables brings the opportunity for value addition and preservation practices.

Incentives

COMMERCIAL AGRICULTURE AND AGRO-PROCESSING

The income of any new activity in commercial agricultural farming and agro-processing approved and established on or after 1 August 2021 shall be exempt from tax as follows:

- Capital investment from FJ\$100,000 to FJ\$250,000 for a period of 5 consecutive fiscal years; or
- Capital investments from FJ\$250,001 to FJ\$1,000,000 for a period of 10 consecutive fiscal years; or
- Capital investment from FJ\$1,000,001 to FJ\$2,000,000 for a period of 15 consecutive fiscal years; or
- Capital investment above FJ\$2,000,001 for a period of 20 consecutive fiscal years.

EXPORT INCOME DEDUCTION

A 60% export income deduction is currently available to exporters. This incentive is extended till 31 December 2024. The agriculture, fisheries and forestry businesses are further incentivised with a 90% export income deduction to support new and existing businesses to venture into agriculture exports and increase access for farm produce to international markets.

CUSTOMS CONCESSION

- Importation of plant, machinery and equipment for initial establishment of the factory at rates of Free Fiscal, Free Import Excise and VAT applicable.
- Importation of chemical required for bio-fuel production at rates of Free Fiscal, Free Import Excise and VAT applicable.
- The importation of all agricultural items will be subject to Zero Duty (specialised machinery, equipment and agricultural inputs provided that a support letter is obtained from the Ministry of Agriculture.

LEGISLATIVE PROVISION

- Income Tax (Commercial Agricultural Farming and Agro-Processing Business Investment Incentives) Regulations 2021.
- Income Tax (Exempt Income) Regulations 2016, Part 9 Economic Development Exemptions. Customs Tariff Act 1986, Part 3, Schedule 2.

Source:

Fiji Revenue and Customs Service - <https://www.frscs.org.fj/incentives/>

Fiji Bureau of Statistics - <https://www.statsfiji.gov.fj/>

Ministry of Agriculture - <https://www.agriculture.gov.fj/>

Audiovisuals

Overview

While famous for its islands and sea life, Fiji also offers diverse filming locations including mountains, jungles, rivers, waterfalls, savannahs, lakes, and both rural and urban landscapes. Its rich cultural mix and heritage sites add further depth. With high literacy rates, a multi-skilled workforce, and English as the official language, Fiji provides an ideal environment for film and television production.

Opportunities

- **Tropical Paradise Films:** Fiji's idyllic beaches, swaying palm trees, and crystal-clear waters are perfect for romantic comedies, family films, and even survival dramas with a stunning backdrop.
- **Adventure Films:** Lush rainforests, hidden waterfalls, and volcanic landscapes provide an exciting playground for adventure films, action thrillers, or coming-of-age stories.
- **Cultural Documentaries:** Fiji's rich cultural heritage, indigenous traditions, and vibrant festivals can be explored in captivating documentaries.
- **Underwater Spectacles:** The underwater world of Fiji is teeming with marine life, making it ideal for nature documentaries or fantastical underwater adventures.
- **Commercials:** Fiji's stunning visuals can be leveraged to create captivating commercials for tourism, luxury brands, or adventure gear.
- **Reality TV Shows:** The tropical setting and adventurous activities can provide the perfect backdrop for reality competition shows or survival challenges.
- **Independent Films:** Lower production costs compared to some other locations can make Fiji attractive for independent filmmakers.
- **Co-productions:** Fiji actively seeks coproductions with international filmmakers, allowing for collaboration and a wider audience reach.
- **Educational Films:** The diverse ecosystems and cultural practices can be documented in educational films or wildlife documentaries.
- **Licensed audio-visual agents:** Fiji has a number of licensed audio-visual agents that offer a range of services, including logistical support, accounting services, and legal services.
- **Connectivity:** Filming in some of the most remote and alluring locations while remaining connected via state-of-the-art communications technology.

Incentives

F1/F2 INCENTIVES

The F1/F2 Audio Visual Production (AVP) incentives are schemes whereby a production entity can raise production finance from Fiji taxpayers. This allows Fiji taxpayers to claim a tax deduction of either 125% (F2 AVP) or 150% (F1 AVP) against their tax liability, depending on the project's ability to meet the requirements as set out under Part III of the Income Tax (Filmmaking and Audio-visual Incentives) Regulations 2016. The benefit is based on what is called "Qualifying Fiji Production Expenditure," or QFPE. This is otherwise known as "local spend," such as expenditures on local labour, local accommodation, and the hire of local equipment.

FILM TAX REBATE

- 20% tax rebate on the expenditure incurred in Fiji and paid to Fiji Resident companies for goods and services.
- **Eligibility:** films and television products, as per existing Income Tax (Film-making and Audio-visual Incentives) Regulations 2016. » Minimum spend in Fiji: \$250,000.
- The maximum rebate payable per production will not be more than \$4 million.
- **Exclusions:** Where a producer has chosen to access the film tax rebate, the producer will not be able to obtain any other tax concessions under Part 2, 3 & 4 of the Income Tax (Film-making and Audiovisual Incentives) Regulations 2016.
- A 200% tax deduction will be available to companies investing in camera and other filming equipment for audio visual productions.
- Income tax holiday will be available to companies who set up production facilities, including equipment, cameras, editing and postproduction studios.
- Income tax exemption for a period of 7 years will be available, provided capital investments are more than \$2 million.
- Import duty exemption on raw materials, plant, machinery and equipment (including spare parts) required for the establishment of the business.

CUSTOMS CONCESSIONS

Duty concession (Concession Code 302: broadcasting and network service provider) at the rate of Free Fiscal Duty and Free Import Excise will be extended towards the importation of transmission and graphic equipment and spare parts.

Fiscal duty on audio visual equipment as stipulated below, reduced to 0%:

- Television cameras, digital cameras, and video camera recorders;
- Pocket-size radio cassette players; and
- Radio receivers

Source:

Fiji Revenue and Customs Service - <https://www.frscs.org.fj/incentives/>

Film Fiji - <https://film-fiji.com/>

Energy

Overview

Fiji's energy sector relies heavily on imported fossil fuels, driving government efforts to promote renewable energy. Key energy sources include hydroelectric power, imported fuels, and biomass from fuel-wood and agricultural residues, supporting both household and industrial needs.

Opportunities

- **Hydropower** – Fiji boasts abundant water resources with vast rivers and high precipitation. Opportunity exists for small and medium scale hydroelectrics.
- **Bioenergy** - Fiji benefits from ample agricultural and forestry resources, including bagasse. This presents opportunities for biomass, biogas, and biofuel production.
- **Solar energy** - With its tropical climate and abundant irradiation, Fiji is primed for solar energy utilization. Opportunities abound in solar panel installation, establishing solar farms, implementing water heating systems, battery storage systems, and providing offgrid solutions for rural areas.
- **Wind energy** - Characterised by high wind speeds and strong power density, Fiji's coastal areas and highlands offer promising opportunities for wind turbine installation and the development of wind farms.
- **Electric Vehicles** - Addressing the need for land mobility electric infrastructure, Fiji offers opportunities in establishing charging stations, promoting electric vehicles (cars, buses, motorcycles, and bikes), as well as supplying spare parts for maintenance.

Incentives

ELECTRIC VEHICLE CHARGING STATION DEVELOPMENT PACKAGE

This incentive is specifically designed to assist companies undertaking development of an electric vehicle charging station.

Conditions:

- The project commences on or after 1 August 2016 and the project is completed within 2 years from the date of the provisional approval.
- Capital investment (Excluding the cost of land) should exceed FJ\$50,000.
- Applicable to companies engaged in the construction of a publicly available electric service equipment which has an electric component assembly or cluster of component assemblies designed specifically to charge batteries within electric vehicles by permitting the transfer of electric energy to a battery or other storage device in an electric vehicle.

TAX BENEFIT

The income of any approved business is exempt from tax on profits derived from the operation of the station for a period of 7 years, given that the capital investment is above FJ\$50,000.

CUSTOMS CONCESSION

Duty concession on capital equipment, plant machinery and any other goods employed in the production of other goods but does not include furniture or motor vehicles.

BIO-FUEL PRODUCTION

Tax holiday is available to a taxpayer undertaking a new activity in processing agricultural commodities into biofuels upon approval from 1 January 2009 to 31 December 2028 and employing 20 local employees or more for each year for the duration of the income tax exemption.

To qualify, the taxpayer shall be exempt from tax as follows:

Capital investment from FJ\$250,000 to FJ\$1,000,000 for a period of 5 consecutive fiscal years;
or Capital investments from FJ\$1,000,001 to FJ\$2,000,000 for a period of 7 consecutive fiscal years; or
Capital investment above FJ\$2,000,001 for a period of 13 consecutive fiscal years.

LEGISLATIVE PROVISION

Income Tax (Electric Vehicle Charging Station Development Package) Regulations 2016.

Customs Tariff Act 1986, Part 3, Schedule 2.

Source:

Energy Fiji Limited - <https://efl.com.fj/>

Department of Energy - <https://www.mims.gov.fj/energy-services/> Fiji Revenue and Customs Service - <https://www.frsc.org.fj/incentives/>

Fisheries

Overview

Fiji's rich marine life includes swordfish, mahi-mahi, tuna, marlin, and a variety of reef fish. Aquaculture products such as prawns, seaweed, giant clams, and tilapia also contribute to the sector. Fisheries are vital for food security, employment, and ecosystem sustainability. Commercial fishing, especially offshore tuna (bigeye and yellowfin) harvests, is the main driver, with exports primarily to Japan and the United States.

Opportunities

- **Tilapia Farming:** Tilapias are mainly freshwater fish that are profitable as they are fast growing, easy to raise and can reproduce easily. Fiji is looking to regularise the sales of live tilapia in the municipal markets to promote tilapia as an alternative means of food security and income generation.
- **Shrimp and Prawn Farming:** Prawn or shrimps are widely cultivated and highly valued species that are frequently traded within the hospitality and tourism industries worldwide. Fiji has introduced prospects for generating income through the cultivation of freshwater shrimp and prawns.
- **Seaweed Farming:** Seaweed farming represents an environmentally sustainable livelihood option for coastal communities especially for the women and youth groups.
- **Cold Storage or Ice plant:** The archipelago consists of over 330 islands, of which about one hundred are inhabited. The two major islands are Viti Levu and Vanua Levu. The outer islands depend on ice plants to preserve the catch of the day.
- **Tuna Processing Facilities:** Potential fish processing center sites have been identified in Fiji as a result of its geographical location, cost-effective manufacturing base, established industry presence, and supplementary factors including dependable and competitively priced utilities.
- **Sea Cucumber Farming:** Sea cucumbers, classified as processed beche-de-mer, are a

valuable marine commodity primarily exported to Asia. This revenue generation directly benefits communities spanning the Pacific.

- **Pearl Farming:** The Pearl-producing *Pinctada Margaritifera* mollusk thrives in the pristine waters off the coast of Fiji. Particularly in the last two decades, the Fiji oyster has been successfully cultivated on pearl farms in Fiji, similar to the "black-lipped" Tahitian oyster. A variety of hues are available to suit individual preferences, including cranberry, blue, purple, green, and gold.

Incentives

TAX FREE REGIONS

This incentive is available to a newly incorporated entity engaged in a new business established in the following areas;

Vanua Levu – included Taveuni, Rabi, Kioa and other islands generally included for Government administrative purpose in the Northern Division, Rotuma, Kadavu, Lomaiviti, Lau and NausoriLautoka region (from Nausori Airport side of the Rewa River (excluding township boundary) to the Ba side of the Matawalu River.

Any company may apply to the Minister for Economy in a prescribed form for an operating license.

TAX EXEMPTIONS AVAILABLE

The income tax exemption is as follows:

- Capital investment from FJ\$250,000 to FJ\$1,000,000, for a period of 5 consecutive years; or
- Capital investment from FJ\$1,000,001 to FJ\$2,000,000, for a period of 7 consecutive years; or
- Capital investment above FJ\$2,000,000 for a period of 13 consecutive years.
- Benefits under the Tax-Free Region
- Duty concession on the importation of raw materials, machinery and equipment (including parts and materials) required for the initial establishment of the business at rates of Free Fiscal, Free Import Excise and VAT applicable.
- Additional 5 years of income tax exemption is available to any company granted a license and having indigenous Fijian landowner equity of at least 25 percent.

EXPORT INCOME DEDUCTION

A 60% export income deduction is currently available to exporters. This incentive is extended till 31 December 2025. The agriculture, fisheries and forestry businesses are further incentivised with a 90% export income deduction.

COLD STORAGE FACILITY

- A person is allowed a deduction for 200% of the amount of expenses incurred for the construction of a cold storage facility in—
 - agriculture areas for agriculture purposes; or
 - rural and maritime areas for agriculture or fishing purposes.

- In addition to sub regulation (1), a person shall be granted a 10% investment rebate when the construction of a cold storage facility is completed.
- In this regulation, "cold storage facility" refers to a permanent structure, room or building mechanically cooled by refrigeration machinery that is used for agriculture or fishing purposes.

Source:

Fiji Revenue and Customs Service - <https://www.frsc.org.fj/incentives/>

Fiji Bureau of Statistics - <https://www.statsfiji.gov.fj/>

Ministry of Fisheries

Forestry

Overview

Fiji's forestry sector has been a key driver of economic growth since the early sandalwood trade. The government works closely with the pine and mahogany industries to promote sustainable development and improve livelihoods. Fiji's high-quality mahogany is exported mainly to the U.S., while woodchips are sent to Japan, China, Australia, and New Zealand. Forestry supports other industries, provides energy and employment, and sustains ecological balance, with major pine plantations in the west and mahogany plantations in the east and central regions.

Opportunities

- Woodchips and Mahogany - There has been a high demand for woodchips and mahogany products from Fiji.
- Value Addition - Increase value added from the forest sector by diversifying to other timber species, non-timber and non-wood products such as bamboo, sandalwood, cocowood, candlenut and beach mahogany, creating employment opportunities, and contributing to economic growth.
- Carbon Credits - Fiji can explore opportunities for trading carbon credits or offering environmental services such as ecotourism, carbon offset projects, and conservation agreements with international partners.
- Eco-Tourism - Fiji's Natural Forests give it a good opportunity to offer recreational facilities like lodges and hiking trails.
- Bioenergy production – This is by using forestry residues and biomass for renewable energy generation.

Incentives

TAX FREE REGIONS

This incentive is available to a newly incorporated entity engaged in a new business established in the following areas;

Vanua Levu – included Taveuni, Rabi, Kioa and other islands generally included for Government administrative purpose in the Northern Division, Rotuma, Kadavu, Lomaiviti, Lau and NausoriLautoka

region (from Nausori Airport side of the Rewa River (excluding township boundary) to the Ba side of the Matawalu River.

Any company may apply to the Minister for Economy in a prescribed form for an operating license.

TAX EXEMPTIONS AVAILABLE

The income tax exemption is as follows:

- Capital investment from FJ\$250,000 to FJ\$1,000,000, for a period of 5 consecutive years; or
- Capital investment from FJ\$1,000,000 to FJ\$2,000,000, for a period of 7 consecutive years; or
- Capital investment above FJ\$2,000,000 for a period of 13 consecutive years.

BENEFITS UNDER THE TAX-FREE REGION

Duty concession on the importation of raw materials, machinery and equipment (including parts and materials) required for the initial establishment of the business at rates of Free Fiscal, Free Import Excise and VAT applicable.

Additional 5 years of income tax exemption is available to any company granted a license and having indigenous Fijian landowner equity of at least 25 percent.

EXPORT INCOME DEDUCTION

A 60% export income deduction is currently available to exporters. This incentive is extended till 31 December 2025. The agriculture, fisheries and forestry businesses are further incentivised with a 90% export income deduction.

Source:

Fiji Revenue and Customs Service - <https://www.frsc.org.fj/incentives/>

Fiji Bureau of Statistics - <https://www.statsfiji.gov.fj/>

Ministry of Forestry - <https://www.forestry.gov.fj/>

Health

Overview

Fiji's healthcare system includes both public and private sectors, with growing demand for private services as the economy develops. Rising life expectancy and an increase in noncommunicable diseases like diabetes are driving demand for ongoing care, elective surgeries, preventive services, and health-related products. This growth presents strong investment opportunities in the private healthcare sector.

Opportunities

- **Private Health Care Hospitals:** Specialised care centers focusing on specific areas like oncology, cardiology, neurosurgery and orthopedics to cater for complex medical needs.
- **Pharmaceutical Manufacturing:** Investing in pharmaceutical manufacturing can contribute to improving access to healthcare.
- **Development and refurbishment of healthcare infrastructure:** The present infrastructure in Fiji is insufficient to accommodate the growing population of the nation. Investing in development and refurbishment of healthcare infrastructure such as hospitals, clinics, diagnostic centers with modern facilities can facilitate the gap of service provision.
- **Increase Demand for Rehabilitation Hospitals:** Fiji has hosted several international matches over the years. This presents an opportunity to construct a rehabilitation hospital outfitted with cutting-edge technology for the rehabilitation of players.
- **Advanced Medical Technology:** Advance digital technologies can enhance the healthcare provided to patients. This would enhance the availability of comprehensive electronic medical records for both healthcare professionals and patients nationwide.

Incentives

PRIVATE HOSPITAL

A private hospital means a building or premises where persons suffering from any sickness, injury or infirmity are given medical or surgical treatment, but does not include a hospital or other establishment or institution operated or maintained by the Government or a sick bay or first aid post maintained by a commercial or industrial undertaking for the benefit of its employees and their families.

CONDITIONS

- The project commences on or after 1 August 2020 and is completed within 2 years from the date of the provisional approval.
- Loss carried forward of 8 years.
- Capital investment includes the cost of support infrastructure and overseas consultant fees but excludes the cost of land.

TAX BENEFIT

EXTENSION, REFURBISHMENT OR RENOVATION OF EXISTING PRIVATE HOSPITAL

The approved company undertaking extension of an existing private hospital or any refurbishment or renovation, is entitled to investment allowance on the Total Capital Expenditure (TCE), based on the range of capital investment:

- **FJ\$500,000 - FJ\$1,000,000:** 30% of the TCE (less the cost of any land acquired); and
- **Exceeding FJ\$1,000,000:** 60% of the TCE (less the cost of any land acquired).

ESTABLISHMENT OF NEW PRIVATE HOSPITAL

Income of the approved company undertaking establishment of a new private hospital, including the conversion of an existing building or premises into a new private hospital and the extension of an existing hospital or any renovation or refurbishment, will be exempt from tax as follows:

- Capital investment from FJ\$2,500,000 to FJ\$5,000,000 for a period of 7 years;
- Capital investment from FJ\$5,000,001 to FJ\$10,000,000 for a period of 13 years;
- Capital investment of more than FJ\$10,000,001 for a period of 20 years.

CUSTOMS CONCESSIONS

Approved companies under the Income Tax (Medical Investment Incentives) Regulations 2016 are eligible for Duty concession under Code 292 for the following items:

- Medical, hospital, dental and surgical goods at a rate of Free Fiscal Duty, Free Import Excise and Free VAT.
- Capital goods (capital equipment, plant, machinery and any other goods as approved by the Comptroller) at a rate of Free Fiscal Duty, Free Import Excise and Free VAT.

ANCILLARY MEDICAL SERVICES

Ancillary medical services mean services provided by a company including pathology lab services, Magnetic Resonance Imaging services (MRI) and other diagnostic services.

CONDITIONS

- The project commences on or after 1 August 2020 and is completed within 2 years from the date of the provisional approval.
- Loss carried forward of 8 years.
- Capital investment includes the cost of support infrastructure and overseas consultant fees but excludes the cost of land.

TAX BENEFIT

EXTENSION, REFURBISHMENT OR RENOVATION OF EXISTING ANCILLARY MEDICAL CENTRE

The approved company undertaking extension of an existing ancillary medical centre or any refurbishment or renovation, is entitled to investment allowance on the Total Capital Expenditure (TCE), based on the range of capital investment:

- **FJ\$500,000 - FJ\$1,000,000:** 30% of the TCE (less the cost of any land acquired); and
- **Exceeding FJ\$1,000,000:** 60% of the TCE (less the cost of any land acquired).

ESTABLISHMENT OF NEW ANCILLARY MEDICAL CENTRE

Income of the approved company undertaking establishment of centres for the provision of ancillary medical services, will be exempt from tax as follows:

- Capital investment from FJ\$2,500,000 to FJ\$3,000,000 for a period of 7 years;

- Capital investment from FJ\$3,000,001 to FJ\$10,000,000 for a period of 13 years;
- Capital investment of more than FJ\$10,000,001 for a period of 20 years.

DRUG REHABILITATION CENTRE

A new incentive with tax holidays and import duty concessions will be available for companies setting up a specialised Drug Rehabilitation Centre. The tiers of tax holidays are as follows:

- Capital investment from FJ\$250,000 to FJ\$1,000,000 for a period of 5 years;
- Capital investment from FJ\$1,000,001 to FJ\$2,000,000 for a period of 7 years;
- Capital investment of more than FJ\$2,000,001 for a period of 13 years.

LEGISLATIVE PROVISION

Income Tax (Medical Investment Incentives) Regulations 2016.

Customs Tariff Act 1986, Part 3, Schedule 2.

Source:

Fiji Revenue and Customs Service - <https://www.frsc.org.fj/incentives/>

Ministry of Health and Medical Services - <https://www.health.gov.fj/>

Manufacturing

Overview

Manufacturing is a thriving sector in Fiji, covering textiles, garments, footwear, sugar, tobacco, food processing, beverages (including mineral water), and wood-based industries. The government promotes value-added production for export and supports the sector with targeted assistance, transparent policies, political stability, and a strong regulatory environment, creating a competitive and sustainable manufacturing base.

Opportunities

- **Nearshoring:** Fiji is situated in a strategic geographical location whereby there is proximity to large markets such as Australia, Papua New Guinea, New Zealand, and the United States of America. With Fiji's availability of land and warehouse spaces, competitive labor rates, and international and regional connectivity, Fiji can be an ideal location for nearshoring strategies.
- **Access to Markets:** Being well-connected by sea and air allows manufacturers based in Fiji to access a wide range of international markets, including Australia, New Zealand, North America, and Asia.
- **Import Substitution & Regional Export Hub:** Import Substitution is another opportunity that investors can explore further in terms of manufacturing. Historically, Fiji has been an economy that is heavily reliant on imports, and according to the Fiji Bureau of Statistics (FBOS), Fiji has always had a negative trade balance. Additionally, there are certain products and commodities that Fiji imports that have the potential to be manufactured domestically. A few products that are imported that have the potential to be manufactured locally are:
 - Cassava Starch/Flour

- Clothing and footwear
- Stock Feed
- Value-added food products
- Dairy Products
- **Value addition to agricultural products:** Fiji has a strong agricultural sector, with products like sugar, coconut, and fruits being major exports. There is significant potential to add value to these products through processing and manufacturing, such as creating coconut oil, fruit juices, and jams. This can create higher-value exports and boost the Fiji economy through activities like refining sugar, producing juices, or creating specialty food items for niche markets.
- **Food & beverage processing:** Fiji has a growing tourism industry, which creates demand for high-quality food and beverages. There is also potential to export processed food and beverages to the region and beyond. This could include products like bottled water, snacks, and ready-made meals.
- **Textiles and Garments:** The textile and garment industry has been a traditional sector in Fiji. There's potential for expansion and modernisation in this sector, especially focusing on sustainable and eco-friendly practices. These include products such as raincoats, life jackets, rugby socks, and digital printery.
- **Eco-friendly and organic products:** There is a growing global demand for eco-friendly and organic products. Fiji is well-positioned to capitalise on this trend, given its natural resources and sustainable practices. Opportunities exist for manufacturing products like organic clothing, cosmetics, and food items.

Incentives

MANUFACTURE OF PHARMACEUTICAL PRODUCTS INVESTMENT PACKAGE

This incentive is specifically designed to assist companies engaged in the process of refining, manipulating and mixing a pharmaceutical product; excluding the process carried out by a pharmacist and including an existing manufacturer of pharmaceutical products.

TAX BENEFIT

Income of the approved person/company will be exempt from tax as follows:

- Capital investment from FJ\$250,000 to FJ\$1,000,000 for a period of 5 consecutive fiscal years; or
- Capital investment from FJ\$1,000,001 to FJ\$2,000,000 for a period of 7 consecutive fiscal years; or
- Capital investment above FJ\$2,000,001 for a period of 13 consecutive fiscal years.

CONDITIONS

- Applicable to companies engaged in the development of a building for the manufacture of pharmaceutical products.
- Project with capital investment (including the cost of support infrastructure and consultant fees but excluding the cost of land) over \$250,000.
- The project commences on or after 1 August 2019 and the building is completed within 2 years from the date of the provisional approval.
- The company should have valid approval to manufacture pharmaceutical products from Fiji Pharmacy

Board.

CUSTOMS CONCESSION

Companies or entities engaged in the manufacture of pharmaceutical products are eligible for duty concessions under Code 294. The eligible items include:

- Ethanol at a rate of Free Fiscal Duty, Free Import Excise and VAT applicable;
- All raw materials used to manufacture approved pharmaceutical products at a rate of Free Fiscal Duty, Free Import Excise and VAT applicable; and
- Machinery equipment and accessories used in the manufacture of pharmaceutical products at a rate of Free Fiscal Duty, Free Import Excise and VAT applicable.

LEGISLATIVE PROVISION

Part 2, Income Tax (Manufacture of Pharmaceutical Products Investment Package) Regulations 2019.

Source:

Fiji Revenue and Customs Service - <https://www.frccs.org.fj/incentives/>

Fiji Bureau of Statistics - <https://www.statsfiji.gov.fj/>

Mining & Groundwater

Overview

In Fiji, small-scale mining of sand, gravel, and crushed stone dominates the sector, with opportunities for improved resource management. Groundwater, a naturally filtered and pure source, is increasingly vital for communities and contributes significantly to economic growth and external trade.

Opportunities

- **Bottling Plants:** The success of water exports has further given confidence to entrepreneurs to develop bottling plants indicating market growth potential for groundwater from Fiji.
- **Extraction of Minerals:** Set up plants for the extraction of rock and sand products for road materials, concrete aggregate and landfill and coral sand for cement manufacturing.

Incentives

TAX FREE REGIONS

This incentive is available to a newly incorporated entity engaged in a new business established in the following areas;

Vanua Levu – included Taveuni, Rabi, Kioa and other islands generally included for Government administrative purpose in the Northern Division, Rotuma, Kadavu, Lomaiviti, Lau and Nausori Lautoka region (from Nausori Airport side of the Rewa River (excluding township boundary) to the Ba side of the Matawalu River.

Any company may apply to the Minister for Economy in a prescribed form for an operating license.

TAX EXEMPTIONS AVAILABLE

The income tax exemption is as follows:

- Capital investment from FJ\$250,000 to FJ\$1,000,000, for a period of 5 consecutive years; or
- Capital investment from FJ\$1,000,000 to FJ\$2,000,000, for a period of 7 consecutive years; or
- Capital investment above FJ\$2,000,000 for a period of 13 consecutive years.

BENEFITS UNDER THE TAX-FREE REGION

Duty concession on the importation of raw materials, machinery and equipment (including parts and materials) required for the initial establishment of the business at rates of Free Fiscal, Free Import Excise and VAT applicable.

Additional 5 years of income tax exemption is available to any company granted a license and having indigenous Fijian landowner equity of at least 25 percent.

CUSTOMS CONCESSION

Concession code 252 on Companies or entities involved in mining industry will be extended to include companies involved in mining exploration.

WATER EXTRACTION & BOTTLING BUSINESS

Any existing or new businesses involved in the extraction and bottling of water will be exempt from Income Tax for 7 years.

Source:

Fiji Revenue and Customs Service - <https://www.frscs.org.fj/incentives/>

Fiji Bureau of Statistics - <https://www.statsfiji.gov.fj/>

Mineral Resource Department - <https://www.mrd.gov.fj/>

Outsourcing

Overview

Fiji's BPO and ICT industry is rapidly growing, positioning the country as the Pacific's leading offshore destination. Strong government support, improved infrastructure, and natural advantages have attracted major global investors. The sector offers a promising alternative to traditional industries, driving economic growth and creating jobs for Fiji's young workforce.

Opportunities

- **Availability of Real Estate Properties:** Modern office buildings and outsourcing-ready offices.
- **Availability of Technology:** cutting-edge communications infrastructure, including a high-speed network offering 5.4 Tbps.

- **Supportive Ecosystem:** A developed Government support structure for international companies looking to set up.

Incentives

The ICT incentive is designed to cater specifically to companies engaged in various outsourcing services such as 'Business Process Outsourcing (BPO)', 'Knowledge Process Outsourcing', 'Information Technology Outsourcing', and 'Shared Services/ Global Business Services'. To benefit from this incentive, companies are required to register with the BPO Council of Fiji, which is also known as Outsource Fiji.

TAX INCENTIVE AVAILABLE FOR BPO OPERATORS

- 5-year tax holiday for investment between FJ\$100,000 to FJ\$250,000 and minimum of 25 employees;
- 7-year tax holiday for investment between FJ\$250,001 to FJ\$500,000 and minimum of 50 employees;
- 10-year tax holiday for investment between FJ\$500,001 to FJ\$1,000,000 and minimum of 75 employees;
- 13-year tax holiday for investment greater than FJ\$1,000,000 and minimum of 100 employees

Source:

Fiji Revenue and Customs Service - <https://www.frscs.org.fj/incentives/>

Fiji Bureau of Statistics - <https://www.statsfiji.gov.fj/>

Outsource Fiji - <https://outsourcefiji.com/>

Tourism

Overview

Fiji's culture of hospitality and resourcefulness creates strong value for investors. Tourism is a key economic driver, with growth expanding into eco-tourism and grassroots activities. Backed by strong government incentives and global demand, Fiji continues to attract top international and boutique brands. Rising visitor numbers are boosting demand for new facilities and services, offering lucrative investment opportunities, including hotel industry incentives under the Income Tax (Hotel Incentives) Regulations.

Opportunities

- **Accommodation Gap:** The growth in international visitor arrivals requires an associated increase in capacity and new products, facilities, and services, thus paving the way for investment opportunities. In the short to medium term, additional rooms are required to meet growing demand.
- **Supporting Infrastructure:** Essential services and infrastructure are needed to accommodate increased demand and ensure all areas are accessible, especially the outer islands. As such, opportunities exist for the development of inter-island transfer boats, seaplanes, cruise/yacht terminals, etc.
- **Attractions, Entertainment, & Tours:** To enhance the visitor experience, there is a need to invest in tourist attractions such as culture, heritage, and entertainment. For example, museums, cultural

centers, bars, and nightclubs serve as anchor attractions in highly dense tourism areas such as Nadi.

- **Theme Parks:** Potential to develop theme parks to attract the growing number of amusement and water park enthusiasts.

SUBSECTOR: SPORT TOURISM

Opportunities

- **State of the Art Sports Facilities:** Fiji aims to enhance the quality of sports infrastructure, attracting international sporting events and creating opportunities for local athletes to excel on a global stage.
- **Sports-Focused Packages:** The potential to develop sports-focused packages considering that Fiji has hosted a number of international sporting events, which included the Pacific Nations Cup, the Netball World Cup Oceania qualifier, and the OFC Women's Nations Cup. Fiji is also a scene for active Sports Tourism activities such as Eco Challenge, the Survivor series, the Namosi Marathon, and SPARTAN, where participations bring huge ripple effects.
- **Ancillary Events:** These events, positioned around the main event, can provide additional opportunities for partner activation and exposure. They are also a means to enhance fan connectivity.
- **E-sports:** Cutting-edge communications infrastructure and the availability of auditoriums to host such events.

SUBSECTOR: MEDICAL TOURISM

Opportunities

- **Medical Facilities:** Improving medical facilities and more medical infrastructure for the large number of elderly tourists.
- **Cosmetic Services:** Set-up of facilities for surgical and non-surgical cosmetic treatments while enjoying Fiji's beautiful landscape.
- **Retirement Village:** Setup aged care facility and retirement village as most of the ageing population including Fiji diaspora like warmer and tropical climate.

Incentives

STANDARD ALLOWANCE

This incentive is specifically designed to assist in the construction of new hotels, renovation and refurbishment and extension of existing hotels or integrated tourism development.

CONDITIONS

Approved hotels shall commence construction of the project within two years from the date the provisional approval was granted. Investment Allowance can only be written-off against the income of the hotel business or income from the hotel premises.

There should not be any shift of tax revenue to other countries.

TAX BENEFIT

Investment Allowance of 25% of total capital expenditure is allowed as a deduction.

SHORT LIFE INVESTMENT PACKAGE (SLIP)

This incentive is designed to assist:

- The construction of new hotels and integrated tourism development; and
- The company applying for a short life investment package is carrying out the short life investment project as its first business.
- 20-year tax holiday available to new hotels and to companies who acquire existing hotels & resorts to undertake extensions & refurbishments amounting to FJ\$50,000,000

CONDITIONS

- The approved project shall be completed within 24 months from the date the provisional approval was granted.
- SLIP Incentives is also available for retirement resorts and hospital resorts, provided the length of stay is not more than 3 months.

TAX BENEFIT

The income of any approved new hotel will be exempt from tax as follows:

- Capital investment from FJ\$250,000 to FJ\$1,000,000 for 5 consecutive fiscal years; or
- Capital investment from FJ\$1,000,001 to FJ\$2,000,000 for 7 consecutive fiscal years; or
- Capital investment from FJ\$2,000,001 to FJ\$40,000,000 for 13 consecutive fiscal years; or
- Capital investment above FJ\$40,000,000 for 20 consecutive fiscal years.

CUSTOMS CONCESSIONS

Approved companies under the SLIP incentive are eligible for duty concession under:

- Code 235A of the Customs Tariff on building materials, furnishings and fittings, equipment including front office equipment, room amenities, kitchen and dining room equipment and utensils, specialised water sports equipment e.g. water bikes and other similar goods at a rate of 3% Fiscal Duty; and
- Code 244 of the Customs Tariff on all capital goods (including capital equipment, plant & machinery including building materials, furnishings and fittings, room amenities, kitchen and dining room equipment and utensils and specialised water sports equipment) not available in Fiji, at a rate of 0% fiscal duty.

Other Incentives

EXEMPT INCOME BACKPACKER OPERATORS

In accordance with Part 9, Income Tax (Exempt Income) Regulations 2016, locally owned backpacker operators are exempt from income tax provided their annual gross turnover is not exceeding FJ\$1,000,000.

JET SKIS

In accordance with Code 270 to Part 3 of the Customs Tariff, approved companies registered to operate water sports related businesses and other tourism related activities are eligible for duty concession for jet skis at a rate of 5% Fiscal Duty, Free Import Excise and VAT applicable.

EXISTING HOTELS AND RESORTS

In accordance with Code 235 of Part 3 of the Customs Tariff, approved hotels and resorts are eligible for duty concession on building materials, furnishings and fittings, equipment including front office equipment, room amenities, kitchen and dining room equipment/utensils, specialised water sports equipment e.g. water bikes and other similar goods.

LEGISLATIVE PROVISION

Income Tax (Hotel Investment Incentives) Regulations 2016

Income Tax (Exempt Income) Regulations 2016.

Customs Tariff Act 1986, Part 3, Schedule 2.

Retirement Village Incentives

This incentive is specifically designed to encourage investment in the construction of retirement villages and aged care facilities.

CONDITIONS

- Applicable to companies engaged in development of a retirement village or aged care facility, equipped with facilities, services (including health services) and amenities suitable for retirees.
- Capital investment over FJD 250,000.
- The project should be completed within 2 years from the date the provisional approval was granted.

TAX BENEFIT

Income of the approved company will be exempt from tax as follows:

- Capital investment from FJD250,000 to FJD1,000,000, for a period of 5 consecutive fiscal years;
- Capital investment from FJD 1,000,001 to FJD2,000,000, for a period of 7 consecutive fiscal years; and
- Capital investment of more than FJD2,000,001, for a period of 13 consecutive fiscal years.

CUSTOMS CONCESSIONS

Companies or entities engaged in the construction of retirement village are eligible for duty concessions under Code 297 for importation of raw materials, machinery and equipment (including parts and materials) for the initial establishment of the facility at a rate of Free Fiscal Duty, Free Import Excise and depending on the type of good, the VAT applicable.

LEGISLATIVE PROVISION

Part 2, Income Tax (Retirement Village Incentives) Regulations 2019

Source:

Fiji Revenue and Customs Service - <https://www.frsc.org.fj/incentives/>

Fiji Bureau of Statistics - <https://www.statsfiji.gov.fj/>

Tourism Fiji - <https://www.fiji.travel/>

Ministry of Tourism and Civil Aviation

Business Now is Fiji's one-stop portal for entrepreneurs and investors. Business Now aims to make it simpler for you to get your business going in Fiji, as well as to tap on the many opportunities to grow your business while enjoying on the various investment incentives and benefits offered to businesses and investors.

FIND OUT MORE <https://www.businessnow.gov.fj/>

RESTRICTED ACTIVITIES

RESTRICTED ACTIVITIES & MINIMUM THRESHOLD

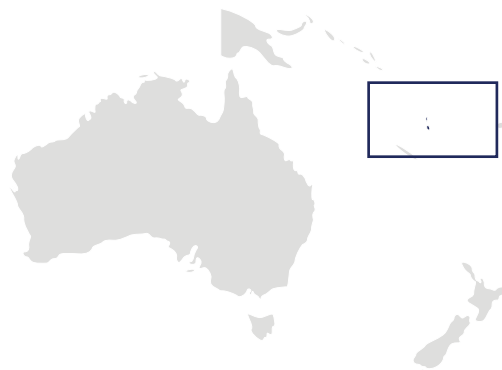
As per Investment Regulations 2022, the following list of activities have conditions which must be met by foreign investors who wish to pursue them:

Fiji Standard Industrial Classification (FSIC) 2010 Coding	Activity	Minimum investment threshold (FJD)	Conditions
Group 451; 452; 453; 454; 471; 472; 473; 474; 475; 476; 477; 478; 479	Retail business	\$500,000	
N/A	Nightclub, other than those operated within the vicinity of a hotel or resort	\$500,000	
N/A	Liquor bar, other than those operated within the vicinity of a hotel or resort	\$500,000	
Subclass 02201	Logging	\$500,000	Foreign investor must undertake value adding
Group 031	Fishing (not including fish processing)	\$1,500,000	
Subclass 12001	Manufacturing of tobacco products	\$1,000,000	Foreign investor must use at least 75% locally grown and processed tobacco in all domestic cigarette production
Subclass 55101	Homestay and backpackers – motels, motor hotels, guesthouses, bed and breakfast units, visitor flats and bungalows, holiday homes, chalets, housekeeping cottages and cabins, youth hostels and mountain refuges	\$1,000,000	Development or purchase of individual units relative to timeshare, holiday homes, villas and apartments are exempt from the minimum investment threshold of \$1,000,000
Subclass 55101	Hotels or resorts Suite/apartment hotels Time-share units	\$2,000,000	Development or purchase of individual units relative to timeshare, holiday homes, villas and apartments are exempt from the minimum investment threshold of \$2,000,000
Subclass 68101 & 68201	Real estate activities, excluding real estate agents	\$2,000,000	

The minimum investment threshold in Fiji is FJ \$300,000.00 except for the restricted activities outlined in the schedule above. The investor must bring this investment amount into Fiji within 3 months from the date of incorporation.

For restricted activities, an amount of FJ\$300,000.00 has to be brought within 3 months from the date of incorporation and the remaining amount in 12 months from incorporation date.

Vanuatu



<https://investvanuatu.vu/>

General Country Profile

Capital	Port Vila
Population	~320,000 (2025 estimate)
Area	~12,190 km ²
Climate	Tropical; warm and humid all year
Languages	Bislama (official), English, French
Currency	Vanuatu Vatu (VUV)
Time Zone	VUT (UTC +11)
Religions	Predominantly Christian
Legal System	Mixed common law and customary law

Key Macro-Economic Indicators

GDP (Nominal), billion USD

0.9–1.1

GDP Growth Rate

2.5–4%

GDP Per Capita, thousand USD

~2.90

Inflation Rate

2–3%

Exchange Rate (per 1 USD)

~120 VUV

Fiscal Balance (% of GDP)

~-4%

Key Sectors

**Agriculture, tourism,
fisheries, financial services,
renewable energy**

WHY INVEST IN VANUATU?

Vanuatu offers a unique and competitive investment environment characterized by a growing tourism industry, fertile agricultural lands, and potential for renewable energy projects. Its stable political system, investor-friendly policies, and tax benefits make it an attractive location for foreign direct investment (FDI).

Key Sectors and Investment Opportunities

Tourism & Hospitality

Overview

Vanuatu is one of the Pacific's top eco-tourism and adventure destinations, famed for its pristine beaches, diving spots, and cultural heritage.

Proximity to Australia and New Zealand, as well as improving air links, make it a highly accessible regional hub.

Key Opportunities

- **Resort Development:** Investment opportunities in boutique, eco-friendly resorts catering to the luxury market.
- **Adventure Tourism:** Activities like diving, volcano tours, and yachting are underdeveloped markets brimming with potential.
- **Cultural Experiences:** Authentic village visits and heritage-themed tourism align with global trends in experiential travel.

Why It's Attractive

- **Booming Visitor Numbers:** Rising tourist arrivals from Australia, New Zealand, and Asia.
- **Tax-Free Revenue:** Income from tourism often benefits from Vanuatu's tax exemptions.
- **Market Diversification:** Demand for niche markets, including wellness tourism and adventure sports.

Agriculture & Fisheries

Overview

Vanuatu's agricultural foundation relies on copra, kava, and high-value niche crops such as coffee and cocoa.

Fisheries represent one of the most underutilized industries, with significant demand for exports like tuna and reef fish.

Key Opportunities

- **Export-Oriented Farming:** Coco plantations, coffee production, and vanilla cultivation for international markets.
- **Kava Production:** As demand for kava (a Pacific drink) grows globally, diversification and commercialization offer significant returns.
- **Sustainable Fisheries:** Tuna processing plants and aquaculture farms can tap into high global demand for sustainable fish products.

Why It's Attractive

- **Unexplored Markets:** Niche products like organic vanilla and kava have limited but high-value export potential.
- **Low Environmental Impact:** Untouched waters allow fisheries to strategically invest in oceans not yet exploited.
- **Government Support:** Incentives for agricultural exports and fisheries receive high priority in Vanuatu's development plans.

Table: Green Energy & Sustainability in Vanuatu

Key Sub-Sector	Description	Investment Rationale
Solar Energy	Solar farms to electrify rural and urban areas.	Abundant sunlight throughout the year.
Geothermal	Harnessing geothermal reservoirs for power.	Feasible given local volcanic activity.
Hydropower	Small hydropower plants to power remote regions.	Clean, renewable, and reliable energy.
Biomass	Use of agricultural waste for energy production.	Agricultural sector creates ample raw material.

Why It's Attractive

- **Government Commitments:** Vanuatu is committed to meeting sustainable energy goals under international climate agreements.
- **Green Funding:** Access to grants and soft loans from international organizations for renewable energy projects.

Financial Services

Overview

Vanuatu is a growing offshore financial hub with favorable regulatory regimes.

The country offers unique taxation benefits, including no income, inheritance, or capital gains taxes.

Key Opportunities

- **Offshore Banking:** Custom solutions for high-net-worth individuals and businesses.
- **Insurance & Brokerage Services:** Support the growing tourist population and regional businesses.
- **Digital Financial Services:** Remote banking, e-wallet development, and payment gateways.

Why It's Attractive

- **Tax-Free Environment:** No corporate taxes for international companies.
- **Ease of Setup:** Streamlined processes, enabling rapid incorporation.
- **International Cooperation:** Compliant with international financial regulations while still being competitive.

Summarizing Key FDI Points for Vanuatu:

1. **Strategic Location:** Positioned as a gateway to Pacific and Australasia markets.
2. **Investment-Friendly Policies:** Zero income tax and various incentives promote growth in agriculture, tourism, and finance.
3. **Rich Natural Resources:** Untapped geothermal energy, agricultural yields, and biodiverse marine life.
4. **Eco-Tourism Potential:** Opportunities to position Vanuatu as a leading eco-conscious travel destination.

This outline creates a framework similar to Estonia's FDI guide, highlighting Vanuatu's unique advantages and untapped sectors.

References

- **International Monetary Fund (IMF) (2023) Vanuatu:** 2023 Article IV Consultation-Press Release; Staff Report; and Statement by the Executive Director for Vanuatu. IMF Country Report No. 23/155. Available at: <https://www.imf.org/en/Publications/CR/Issues/2023/05/26/Vanuatu-2023-Article-IV-Consultation-Press-Release-Staff-Report-and-Statement-by-the-534732>
- **World Bank (2024) Vanuatu Overview.** Available at: <https://www.worldbank.org/en/country/vanuatu/overview>
- Vanuatu National Statistics Office (2024) Key Indicators and Data. Available at: <https://vnso.govvu/>
- **United Nations Data (2024) Vanuatu Country Profile.** Available at: <https://data.un.org/en/iso/vu.html>

South America

South America's economic future looks exceptionally bright, buoyed by the region's abundant natural resources, growing domestic markets, and increasing integration into global trade networks. Countries throughout South America are investing heavily in infrastructure, renewable energy, and technology, laying the groundwork for sustainable, long-term expansion. Robust agricultural sectors and a wealth of mineral deposits position the continent as a key supplier to both established and emerging economies around the world. Meanwhile, new trade agreements and cooperation initiatives are steadily dismantling barriers, fostering cross-border collaboration, and opening up additional avenues for growth.

Beyond traditional industries, South American nations are also embracing innovation in areas such as fintech, e-commerce, and biotechnology. Rising internet penetration and a tech-savvy younger generation have paved the way for homegrown start-ups, which are increasingly attracting foreign investment. Moreover, governments are making concerted efforts to improve education, health, and social programs, further strengthening human capital. This positive momentum—underpinned by strategic reforms, diversification, and regional unity—suggests that South America's economic prospects are on a clear upward trajectory, offering significant opportunities for both domestic and international stakeholders.



Andean Region:

- Colombia
- Ecuador
- Peru
- Bolivia

Guianas Region:

- Venezuela
- Guyana
- Suriname

Brazil

Southern Cone:

- Argentina
- Chile
- Uruguay
- Paraguay

Foreign Direct Investment Agencies in South America

Argentina – Argentine Investment and Promotion Agency (Invest in Argentina) – <https://inversionycomercio.ar/investArgentina>

Bolivia – Agencia Boliviana de Inversiones (ABI) – <https://www.abi.bo/>

Brazil – Apex-Brasil – <https://www.apexbrasil.com.br/>

Chile – ProChile – <https://www.prochile.gob.cl/>

Colombia – ProColombia – <https://procolombia.co/en>

Ecuador – PRO ECUADOR

Guyana – Guyana Invest – <https://guyanainvest.gov.gy/>

Paraguay – Paraguay Invest – <https://www.paraguayinvest.com/>

Peru – PromPerú – <https://www.promperu.gob.pe/>

Suriname – Suriname Investment and Trade Agency (SITA) – <https://sita.sr/>

Uruguay – Uruguay XXI – <https://www.uruguayxxi.gub.uy/>

Venezuela – CONAPRI – <https://conapri.org/en/>



Brazil



apexBrasil

<https://apexbrasil.com.br/>

MINISTRY OF
DEVELOPMENT,
INDUSTRY, TRADE
AND SERVICES



General Country Profile

Capital	Brasília
Population	~214 million (approx.)
Area	~8.515 million km²
Climate	Diverse – predominantly tropical in the north and central regions, subtropical in the south, with equatorial conditions in the Amazon
Languages	Portuguese (official)
Currency	Brazilian Real (BRL)
Time Zone	Mostly Brasilia Time (BRT, UTC-3); other regions vary (from UTC-2 to UTC-5)
Religions	Predominantly Christianity (Roman Catholic majority with growing Protestant communities), along with indigenous beliefs and smaller religious groups
Legal System	Civil law system based on Roman and Napoleonic codes, with influences from statutory law and judicial decisions

Key Macro-Economic Indicators

GDP (Nominal), trillion USD

~1.8

GDP Growth Rate

~2-3%

GDP Per Capita, thousand USD

~8.0-9.0

Inflation Rate

~5-6

Unemployment Rate

~10-11%

External Debt (% of GDP)

~30-35%

Current Account Balance (% of GDP)

-1%

Exchange Rate

5 BRL

Fiscal Balance (% of GDP)

-4%

Key Sectors

**Agriculture, mining,
manufacturing,
services, oil and gas,
renewable energy**

PERNAMBUCO SANITATION

WATER DISTRIBUTION, SEWAGE COLLECTION AND TREATMENT AND COMMERCIAL MANAGEMENT SERVICES

Utilities

Contact: Flavia Ribeiro Alves Bahia – Analyst

Agency: APEX BRASIL

Phone: +5561999051400

Email: flavia.bahia@apexbrasil.com.br

The project includes the concession of Water Distribution, Sewage Collection and Treatment and Commercial Management services to users in 185 municipalities of the state of Pernambuco, with an estimated total investment of R\$18.9 billion.

The State of Pernambuco has two Water and Sewage Microregions (Sertão and RMR-Pajeú), each defining a project block. COMPESA, the state-owned company that currently provides all services, will remain responsible for the collection, treatment and supply of treated water for the private operator in the 172 municipalities where it currently operates. In the RMR-Pajeú Block, the private operator will not operate in sewage activities in the municipalities of the Metropolitan Region of Recife and Goiana. The goals of universal coverage, to be met by the private operator, are 99% for water supply and 90% for sewage by 2033, with specific targets per municipality.

Investment Sought: USD 3,224,340,000

Investment Type: Public-Private Partnership

Feasibility: Feasibility Study Available



PARAÍBA SANITATION

WATER DISTRIBUTION, SEWAGE COLLECTION AND TREATMENT AND COMMERCIAL MANAGEMENT SERVICES

Utilities

Contact: Flavia Ribeiro Alves Bahia – Analyst

Agency: APEX BRASIL

Phone: +5561999051400

Email: flavia.bahia@apexbrasil.com.br

Privatization project, through private participation, in the provision of public water supply and sewage services, as well as operational management services, in 93 municipalities in the State of Paraíba, serving 2.2 million people, which corresponds to 55% of the state's population

Investment Sought: USD 3.224.340.000,00

Investment Type: Private Equity

Feasibility: Concept Stage



GOIÁS URBAN SOLID WASTE

Utilities

Contact: Flavia Ribeiro Alves Bahia – Analyst

Agency: APEX BRASIL

Phone: +5561999051400

Email: flavia.bahia@apexbrasil.com.br

Study for concession of solid waste management service in municipalities in the State of Goiás. The State of Goiás contracted BNDES to grant the solid waste management service for the State's municipalities, grouped into three micro-regions, as established by law. The study will highlight the scope and model of the concession.

Investment Sought: USD 3,224,340,000

Investment Type: Public-Private Partnership

Feasibility: Concept Stage



NITROGEN FERTILIZER PLANT PORTO DE AÇU

Agribusiness

Contact: Rodrigo Morgado - Project Manager

Agency: Prumo Logística

Email: rodrigo.morgado@portodoacu.com.br

The Açú Port and Toyo Setal announced a partnership to develop a nitrogen fertilizer production plant at Açú Port (RJ). The companies will collaborate on the structuring, development, environmental licensing, and the search for strategic investors for the project. The estimate is that the future plant will have the capacity to produce 1.38 million tons of urea and 781.5 thousand tons of ammonia per year through the utilization of natural gas.

Investment Sought: USD 510,300,000

Investment Type: Private Equity

Feasibility: Concept Stage

SANTA QUITERIA

EXTRACTION AND CONCENTRATION OF ORE AND THE INDUSTRIALIZATION OF PHOSPHATE AND URANIUM

Agribusiness Development

Contact: Guilherme Almeida Machado – Analyst

Agency: APEX BRASIL

Email: guilherme.machado@apexbrasil.com.br

The project involves the extraction and concentration of ore and the industrialization of phosphate and uranium. The phosphate will be transformed into products for food production, being utilized in the agriculture and livestock sectors in the north and northeast sides of Brazil.

Investment Sought: US\$ 400,000,000

Investment Type: Public-Private Partnership

Feasibility: Feasibility Study Available

AGBI III CARBON DARK GREEN AGRICULTURE FUND

Agriculture Fund

Contact: Guilherme Almeida Machado – Analyst

Agency: APEX BRASIL

Email: guilherme.machado@apexbrasil.com.br

AGBI III Carbon Dark Green Agriculture Fund is an investment opportunity in Brazilian rural land and carbon sequestration through low carbon agriculture. The main thesis is based in the acquisition of and for restoration of degraded pastureland (of which there are more than 80 million hectares in Brazil) into highly productive cropland (of which there are about 70 million hectares). The land conversion strategy has delivered USD multiples of 2.65x in 8 years and 2.45x in 6 years for the first two investment vehicles, respectively. AGBI III Carbon Dark Green Agriculture Fund is the 3rd investment vehicle of AGBI Real Assets and combines its previous land conversion strategy with a Verra certified ALM carbon credit generation strategy, as an upside. This carbon credit, climate and biodiversity projects will be developed by Infrapar Sustainability and executed by farm and forest operators selected according to each specific asset. The fund carries a Second Party Opinion about its Dark Green / Article 9 qualities by NINT (former Sitawi) and is aligned with SDG 2, 13 and SDG 8 and 16. The materiality and ESG disclosures follow the PRI and SASB Frameworks.

Investment Sought: USD 150 MM + BRL 150 MM

Investment Type: Private Equity

Feasibility: Feasibility Study Available

BID - OPEN ACREAGE OF CONCESSION

OIL & NATURAL GAS - JUNE, 17 - 2025

Oil & Natural Gas

Contact: Hanna Tatarchenko Welgacz - Investment Officer

Agency: Apex-Brasil

Phone: +5561992532823

Email: hanna.welgacz@apexbrasil.com.br

ANP - Brazilian National Agency of Petroleum, Natural Gas and Biofuels published a tender protocol of the Open Acreage of Concession. A public session of the 5th Cycle of the Permanent Concession Offer (OPC) will be held on June 17, 2025. For the public session of the 5th Cycle, 332 exploratory blocks are available, located in the various sectors. This tender protocol contains the provisions applicable to the Open Acreage of Concession to carry out oil and natural gas exploration or rehabilitation and production activities in blocks with exploratory risk and areas with marginal accumulations under the concession regime. Companies interested in participating in the 5th OPC Cycle may register or update their registration documents.

The Permanent Concession Offer consists of the continuous offer of exploratory blocks and areas with marginal accumulations located in any terrestrial or maritime basins. Under this modality, registered bidders may express interest in any blocks or areas, provided they submit declarations of sectors of interest, accompanied by a bid guarantee, in accordance with the terms of the current notice. Once one or more declarations have been submitted and all documentation has been approved, the Special Bidding Committee (CEL) of the Permanent Concession Offer publishes a schedule for carrying out a cycle.

Interested parties and bidders should follow the bidding procedure for the Open Acreage of Concession on the website <https://www.gov.br/anp/pt-br/rodadas-anp>.

Investment Sought: Offer Guarantee and Minimum Signing Bonus sum of USD 150 millions

Investment Type: Joint Venture, Public-Private Partnership

Feasibility: Feasibility Study Available

GROWTH AND IMPACT FUND REGENERATIVE AGRICULTURE

Agriculture

Contact: Rubens Cardoso - Executive Director

Agency: Trius Capital

Email: rubens.cardoso@triuscapital.com

To regenerate degraded pastureland in the Brazilian Cerrado biome (Brazilian Savanna) and convert it into a productive farm by applying the ICLF – Integration-crop-livestock-forestry methodology. The converted land will produce three harvests per year, creating wealth within the agribusiness ecosystem and positively impacting farmers, their surrounding communities and the environment. Social impact: new jobs and higher incomes for farmers and workers. Environmental impact: sustainable food production and carbon sequestration potential.

Investment Sought: USD 100 million

Investment Type: Private Equity

Feasibility: Business in Operation

AUCTION OF ISOLATED SYSTEMS 2025 - RENEWABLE ENERGY

Energy industry

Contact: Andre Luiz Souza Limp de Azevedo – Analyst

Agency: Apex Brasil

Email: andre.limp@apexbrasil.com.br

The auction will contract 49 MW to supply 11 municipalities in the Legal Amazon, promoting hybrid projects with renewable sources. This marks a significant step toward reducing reliance on diesel, which currently accounts for 2,300 tons of CO2 emissions per year in isolated systems.

Investment Sought: USD 85.750.500

Investment Type: Public-Private Partnership

Feasibility: Business in Operation

CAPACITY RESERVE AUCTION IN THE FORM OF POWER 2025 (LRCAP 2025) RENEWABLE ENERGY

Energy industry

Contact: Andre Luiz Souza Limp de Azevedo – Analyst

Agency: ApexBrasil

Email: andre.limp@apexbrasil.com.br

The auction, called Reserve Capacity Auction in the form of Power 2025 (LRCAP 2025), aims to ensure the continuity of the supply of electricity and meet the need for power required by the National Interconnected System (Sistema Interligado Nacional – SIN), through the contracting of centralized dispatch generation sources.

Investment Sought: USD 3.419.504.855,6969

Investment Type: Public-Private Partnership

Feasibility: Business in Operation

LEILÃO DE ENERGIA NOVA A-5 2025

Energy industry

Contact: Andre Luiz Souza Limp de Azevedo – Analyst

Agency: Apex Brasil

Email: andre.limp@apexbrasil.com.br

The A-5 Auction is exclusive to Small Hydroelectric Power Plants (SHPs) and Hydroelectric Generating Plants (CGHs). The objective is to contract renewable, reliable and constant energy to complement the Brazilian electricity system.

Investment Sought: USD 205, 170, 291

Investment Type: Public-Private Partnership

Feasibility: Business in Operation

References

- **International Monetary Fund (IMF) (2023) Brazil:** 2023 Article IV Consultation-Press Release; Staff Report; and Statement by the Executive Director for Brazil. IMF Country Report No. 23/374. Available at: <https://www.imf.org/en/Publications/CR/Issues/2023/12/20/Brazil-2023-Article-IV-Consultation-Press-Release-Staff-Report-and-Statement-by-the-540096>
- **World Bank (2024) Brazil Overview.** Available at: <https://www.worldbank.org/en/country/brazil/overview>
- Instituto Brasileiro de Geografia e Estatística (IBGE) (2024) Indicadores Econômicos e Sociais. Available at: <https://www.ibge.gov.br/>
- **United Nations Data (2024) Brazil Country Profile.** Available at: <https://data.un.org/en/iso/br.html>



International
Trade Council



www.tradecouncil.org



International Centre for
Trade Transparency
& Monitoring

www.icctm.org